



Statistical Office of the Republic of Serbia

National Reporting Platform on SDG statistics – Case of the Republic of Serbia

Snežana Lakčević

Workshop on Reporting and Communicating SDG statistics/
Geneva, 16 April 2018

Content of the presentation



- SDG - Government Level – state of play
- The role of Statistical Office of the Republic of Serbia
- Development of National Portal for Monitoring Indicators (from idea to implementation)
- Future plans

www.stat.gov.rs / stat@stat.gov.rs

SDG - Government Level – state of play (1)



The Government of the Republic of Serbia has directly participated in development and writing of Sustainable Development Agenda

- by **involving citizens** in the process through Post 2015 Development Agenda consultations, and also
- by **direct participation** of the state representatives in the global forums where Sustainable Development Goals were defined.

Inter-Ministerial Working Group for the Implementation of Agenda for Sustainable Development 2030 – established in December 2015,

- composed of high ranking representatives of the 27 line ministries and Government offices,
- chaired by the Minister in charge of Demography and Population Policy.

www.stat.gov.rs / stat@stat.gov.rs

SDG-Government Level – state of play (2)



The main role of the **Inter-Ministerial Working Group** on SDGs is to:

- Follows the implementation of the Agenda 2030,
- Unifies and coordinates attitudes of competent ministries aimed to the achievement of the goals and targets of the Agenda,
- Prepares periodic reports on its implementation.

Narrow operative working group, consisted of the representatives of 5 institutions:

- Cabinet of the Minister without portfolio in charge of Demography and Population Policy,
- Ministry of Foreign Affairs,
- Republic Secretariat for Public Policy,
- Ministry of European Integration and
- Statistical Office of the Republic of Serbia (SORS).

www.stat.gov.rs / stat@stat.gov.rs

A step forward to the EU through SDG – From Accession to Acceleration



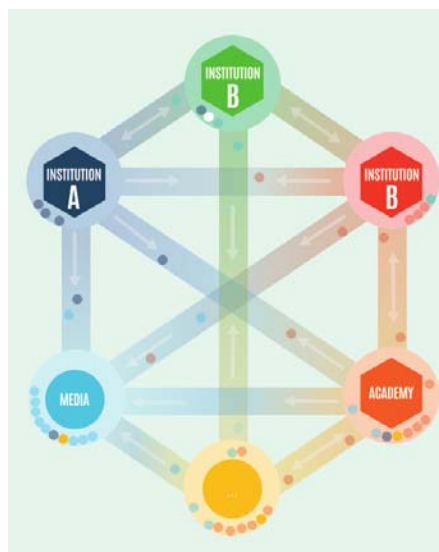
Following country specificities, it was recognized that the SDG dialogue needs to be strongly contextually and politically linked to the EU accession process.



From the beginning



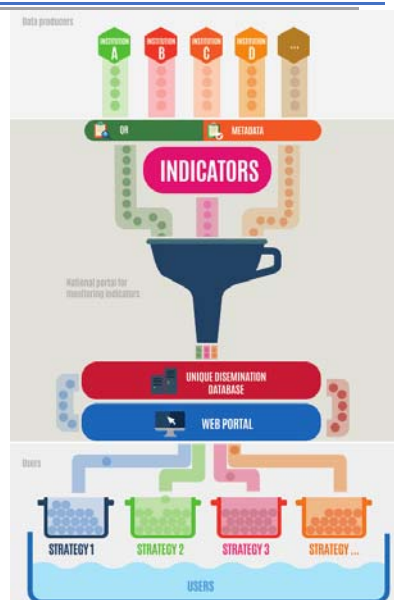
- Lack of centralized database
- Certain data are not available
- Lack of metadata
- The same part of data is submitted several times



[www.stat.gov.rs / stat@stat.gov.rs](http://www.stat.gov.rs/stat@stat.gov.rs)

Where we are going to be?

- Data collection through the “Funnel System”
- Unique method of preparing metadata and quality reports
- Simple posting by data producers
- Unique database
- Transparency
- Once submitted data are used in multiple ways



The role of Statistical Office of the Republic of Serbia

- The idea lies in the "Funnel System" – unique dissemination database in which data and indicators from different sources, as well as quality reports and metadata, are submitted.
- Data is once entered into the database and used multiple times: for public releases, publication, further analysis or strategy tracking, DevInfo database, profiles or portals etc.

Both, users and producers, have benefits from this data collection system.



Existing database

The screenshot displays the PBC (Statistical Office of the Republic of Serbia) database interface. The page title is "Existing database". The browser address bar shows the URL: webrzs.stat.gov.rs/WebSite/public/ReportView.aspx. The PBC logo and name are visible at the top. The main content area is titled "Database" and features a "Search by theme" section. On the left, there is a tree view of indicators, with "Crop farming, from 2005" selected. The main area shows the selected indicator and its filters: "Territory - NSTJ" (REPUBLIC OF SERBIA, SRBEDIJA - SEVER, Beogradski region, Region Vojvodine, SRBEDIJA - JUG), "Period" (2006, 2007, 2008, 2009, 2010, 2011), and "Product" (Wheat, Barley, Maize, Oats, Rye, Triticale, Rape seed). The URL www.stat.gov.rs / stat@stat.gov.rs is visible at the bottom right.

From idea to the realization (1)

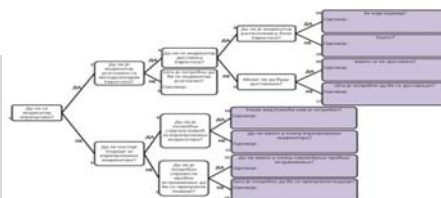
- The SORS has been developing over a longer period of time the idea that all the indicators for different national and international strategies are brought together in one single portal – the **One-Stop-Shop** approach.
- The goal was to create a unique information platform (with unique dissemination database) which include all produced indicators and which will, at the same time, be flexible enough to support the development and coverage of new indicators.
- The development of such platform should enable a simple overview of the available indicators, classified by strategies, while the time required for searching them should come down to a single click.
- At the same time, the platform facilitates communication between all producers and enables monitoring the quality of all indicators.

From idea to the realization (2)



- With the EU support, the idea is implemented:
Establishing the national portal which would show, by selecting a concrete strategy, all available indicators that have been defined for its monitoring.
- **Portal needs future support for putting it in full usage for the SDG purposes!**
- **Lessons learned** within EU-SDI project (IPA 2012 programme) fully applicable for the SDG purposes
 - Gap analysis
 - Metadata and quality reports

SORS has developed the algorithm for fast gap analysis, and also tools and instruments for preparation of metadata and quality reports



www.stat.gov.rs / stat@stat.gov.rs

Where are we now?

- New SORS web site
- Unique dissemination database for SORS data
- DevInfo 7 (as an additional helpful tool)

Statistical Office of the Republic of Serbia

English

Change selection

Indicators

In work at risk of poverty rate

Period

- 2013
- 2014
- 2015

Gender

- Total
- Male
- Female

Clear selected View report Save selected Load selected

In work at risk of poverty rate

STAT database

- Sustainable development indicators
 - Socio-economic development
 - Sustainable consumption and production
 - Social inclusion
 - Persons at risk of poverty or social exclusion
 - Monetary poverty and living conditions
 - Access to labour market
 - Persons living in households with very low work intensity
 - In work at risk of poverty rate**
 - Public expenditure on education - Percent of GDP
 - Demographic changes
 - Public health
 - Climate change and energy
 - Sustainable transport
 - Natural resources
 - Global partnership
 - Good governance
 - New 11

Gender

- Total
- Male
- Female

Clear selected

www.stat.gov.rs / stat@stat.gov.rs

Sustainable Development Indicators

HOME ABOUT INDICATORS DATABASE NEWS & EVENTS DOCUMENTS USEFUL LINKS

Search Site

Home Social inclusion

Social inclusion

At the European Union level, there is an explicit target to eliminate at least 20 million persons out of poverty and social exclusion and to increase employment of the population of the European Union (EU) by the end of 2020. Until 2006, the number of people at risk of poverty or social exclusion has been on a steady decline in the EU. However, the trend reversed after the onset of the economic crisis in 2008. The economic crisis has also influenced the other indicators in the social inclusion theme. Trends have deteriorated in the short term, in particular after 2009, with an increasing number of people being affected by one or more forms of poverty, namely monetary poverty, severe material deprivation, very low work intensity and long-term unemployment. To ensure sustainable outcomes it requires the eradication of poverty in its multiple dimensions, equality of both opportunity and outcome, equity in the distribution of benefits and costs, social inclusion and non-discrimination. Social policies can influence profound transformations across economic, environmental and social domains by supporting economic productivity, raising human capital and reducing inequalities in a more sustainable and inclusive direction.

Subareas

Summary of position of RS in Europe

Monetary poverty and living conditions

Access to labour market

DATA

INDICATORS

POSITION OF SERBIA IN COMPARISON WITH OTHER EUROPEAN COUNTRIES

IN WORK AT RISK OF POVERTY RATE (2015)

PERCENTAGE

www.stat.gov.rs / stat@stat.gov.rs

SORS SDI portal (2)



The screenshot shows the SORS SDI portal interface. The main content area is titled 'Subareas' and 'Summary of position of RS in Europe'. The primary focus is on 'Monetary poverty and living conditions' and 'Access to labour market'. A line chart displays the percentage of persons living in households with very low work intensity in work at risk of poverty rate from 2013 to 2015. A bar chart compares Serbia's position with other European countries regarding the 'IN WORK AT RISK OF POVERTY RATE (2015)'. The interface includes a search bar, navigation tabs for 'DATA', 'INDICATORS', and 'DEFINITION', and a sidebar with categories like 'CFR', 'SRP', and 'END'.

www.stat.gov.rs / stat@stat.gov.rs

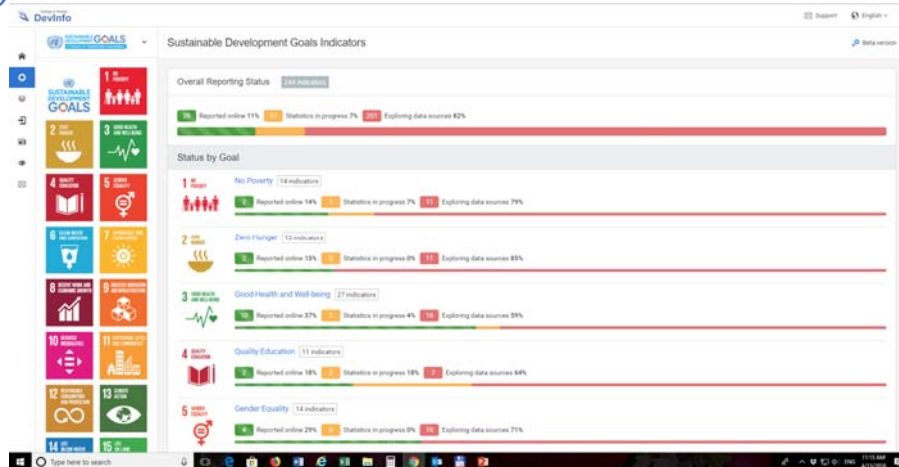
SDG National portal: The way of future SDG monitoring



The screenshot displays the SDG National portal interface. The top section features the 'SUSTAINABLE DEVELOPMENT GOALS' logo and a search bar. Below this, a grid of 17 colorful icons represents the Sustainable Development Goals, arranged in three rows. The goals are: 1. NO POVERTY, 2. ZERO HUNGER, 3. GOOD HEALTH AND WELL-BEING, 4. QUALITY EDUCATION, 5. GENDER EQUALITY, 6. CLEAN WATER AND SANITATION, 7. AFFORDABLE AND CLEAN ENERGY, 8. DECENT WORK AND ECONOMIC GROWTH, 9. INDUSTRY, INNOVATION AND INFRASTRUCTURE, 10. REDUCED INEQUALITIES, 11. SUSTAINABLE CITIES AND COMMUNITIES, 12. RESPONSIBLE CONSUMPTION AND PRODUCTION, 13. CLIMATE ACTION, 14. LIFE BELOW WATER, 15. LIFE ON LAND, 16. PEACE, JUSTICE AND STRONG INSTITUTIONS, and 17. PARTNERSHIPS FOR THE GOALS. The interface includes a search bar and navigation elements.

www.stat.gov.rs / stat@stat.gov.rs

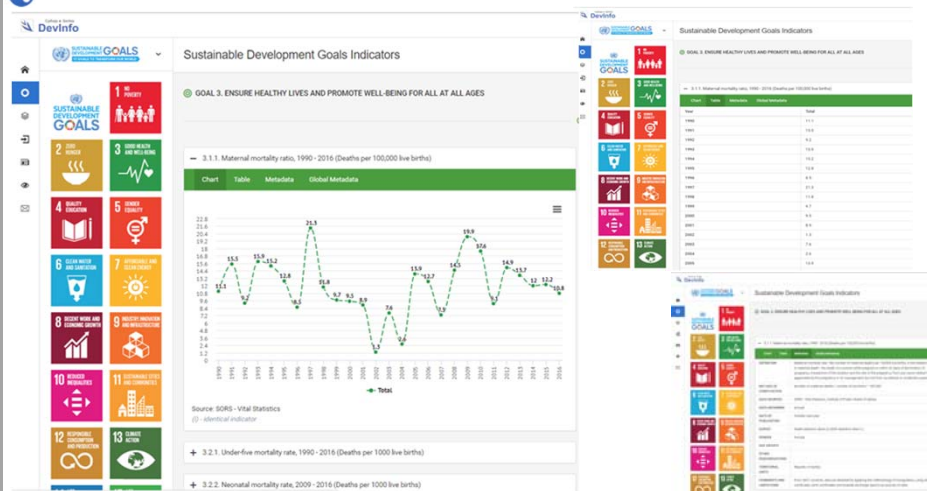
DevInfo SDG portal + DevInfo SDG profile



<http://devinfo.stat.gov.rs/diSrbija/diSDG.aspx>
http://devinfo.stat.gov.rs/diFiles/diProfili/SDG_Serbia.pdf

www.stat.gov.rs / stat@stat.gov.rs

DevInfo SDG portal



Chart

Table

Metadata

www.stat.gov.rs / stat@stat.gov.rs

Approach “3Co”



- ✓ **C**ommunication
- ✓ **C**ooperation
- ✓ **C**oordination

The general obstacle is
the lack of human and financial resources in the SORS!

www.stat.gov.rs / stat@stat.gov.rs



Snežana Lakčević
Assistant Director for the Social Statistics
snezana.lakcevic@stat.gov.rs

www.stat.gov.rs / stat@stat.gov.rs