



United Nations Economic Commission for Europe
Statistical Division

Regional and Subregional Progress in Implementation of UNECE CES Road Map on Statistics for SDGs

April 2018

Approach to Analysis



- ❖ Purpose: **Road Map** indicates we will review regional work in **six areas** by 2018 CES Plenary.
- ❖ Objectives:
 - Describe **progress** on implementation of the Road Map
 - Identify regional and subregional **gaps**
 - Support discussion of regional and subregional **priorities**
- ❖ Method:
 - Use results from 2017 April and August UNECE CES information collections, ad hoc updates; IAEG analyses
 - Request country verification/correction
 - Focus this analysis on countries in UNECE region

Slide 2

EECCA Sub-Region Countries



Armenia	Russian Federation
Azerbaijan	Tajikistan
Belarus	Turkmenistan
Georgia	Ukraine
Kazakhstan	Uzbekistan
Kyrgyzstan	
Republic of Moldova	

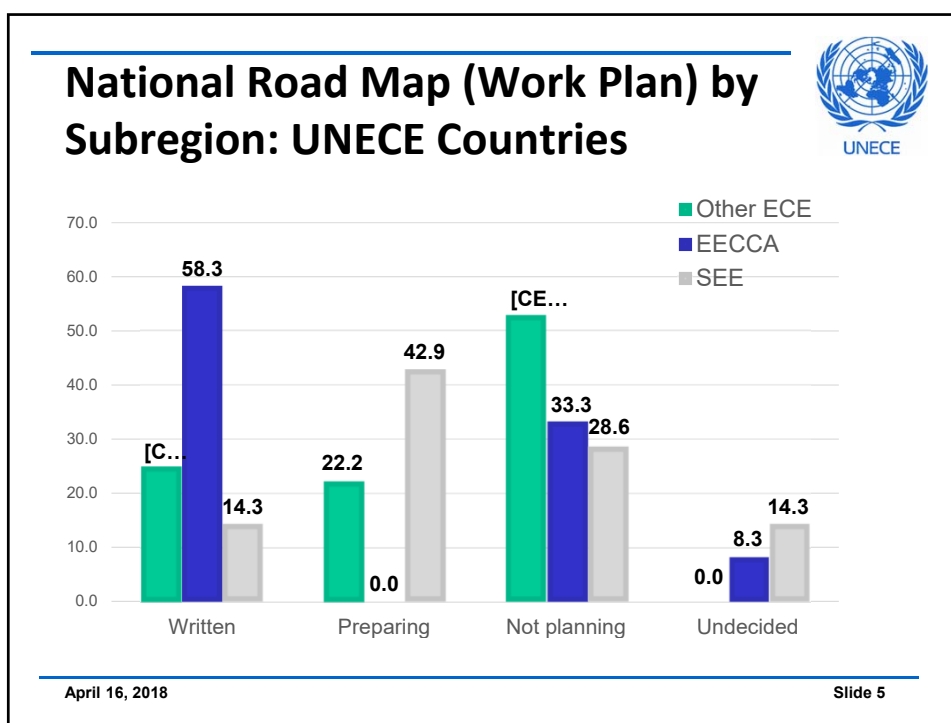
Slide 3

SEE Sub-Region Countries



Albania	Montenegro
Bosnia and Herzegovina	Serbia
The former Yugoslav Republic of Macedonia	

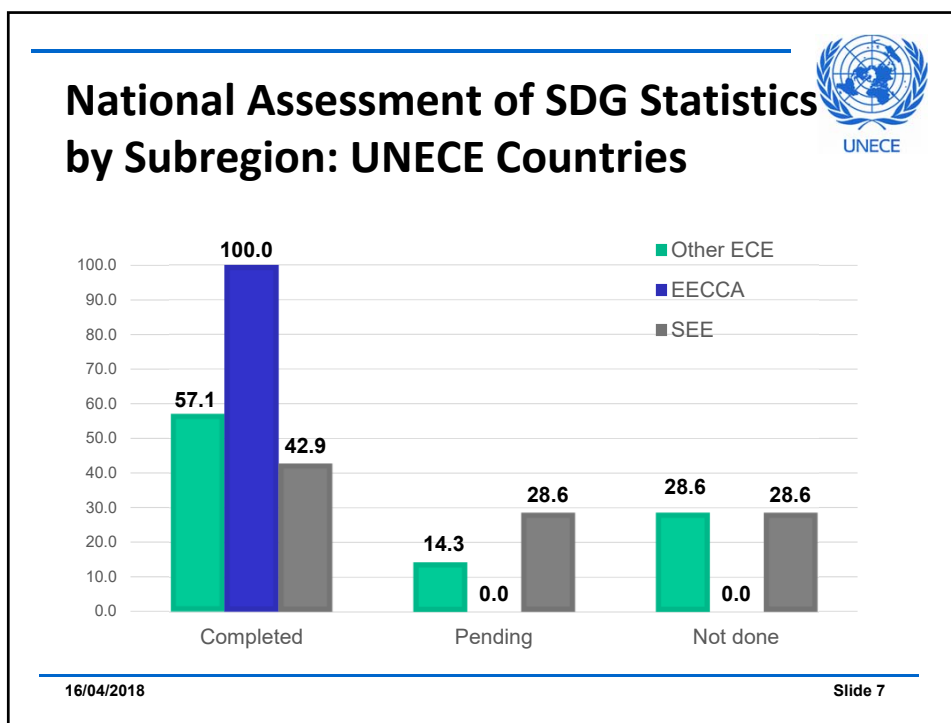
Slide 4



Road Maps: General Comments

- ❖ National road maps (that is, work plans) are more common among EECCA or SEE countries than other ECE countries.
- ❖ EECCA countries have generally written their road maps. SEE countries often are in the preparation stage of their road maps.
- ❖ National road maps written by other ECE countries may be instructive. See <https://statswiki.unece.org/display/SFSDG/National+Activities>
- ❖ Preparing a template for national road maps may also be useful. The Task Group on Communication of SDG Statistics may consider including something like this in its work schedule.

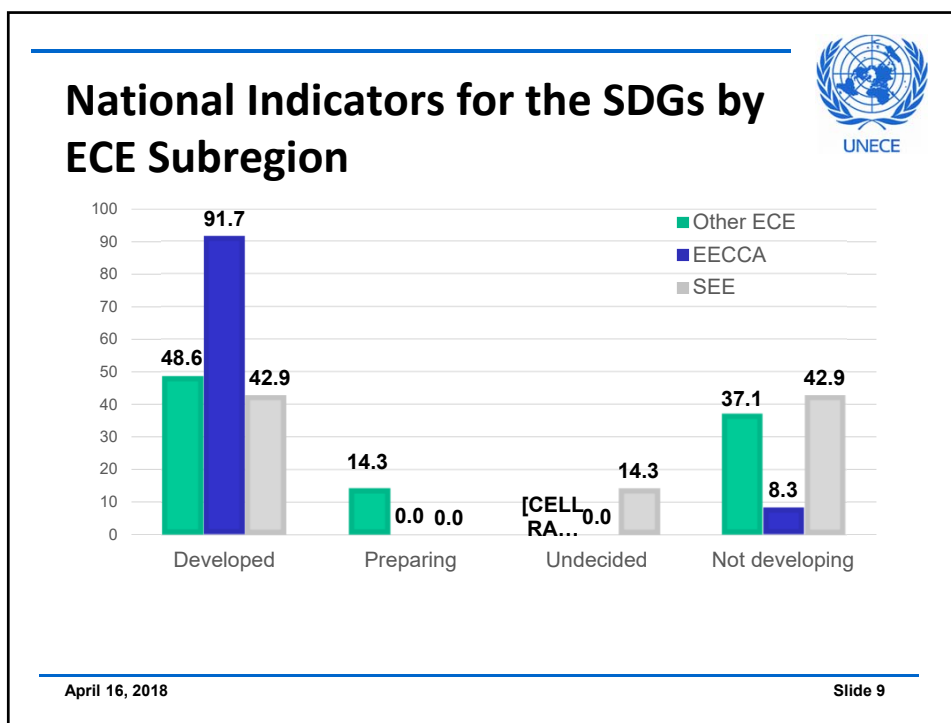
Slide 6




Assessment: General Comment

- ❖ Most ECE countries have completed their national assessment, especially EECCA countries.
- ❖ SEE countries are progressing in their assessments.
- ❖ The CES self-assessment template for countries on availability of statistics for global indicators may be helpful. See: <http://www1.unece.org/stat/platform/display/SFSDG/>
- ❖ Country national assessment results are posted on the wiki, which may be instructive. See <https://statswiki.unece.org/display/SFSDG/National+Activities>

Slide 8

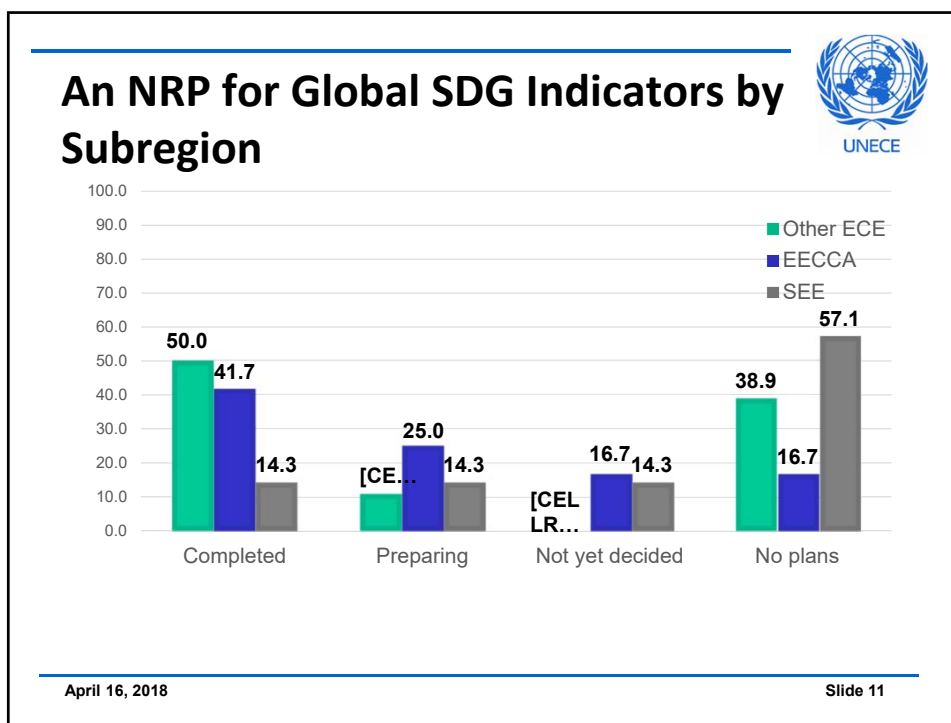


National Indicators - General Comment




- ❖ Choosing to develop national indicators is more common in EECCA countries than SEE or other ECE.
- ❖ Understanding which national indicators are commonly proposed among EECCA countries may be instructive if regional indicators are pursued.
- ❖ Understanding the impact, if any, of national indicators on reporting of global indicators for global and regional aggregated statistics may be important.

Slide 10

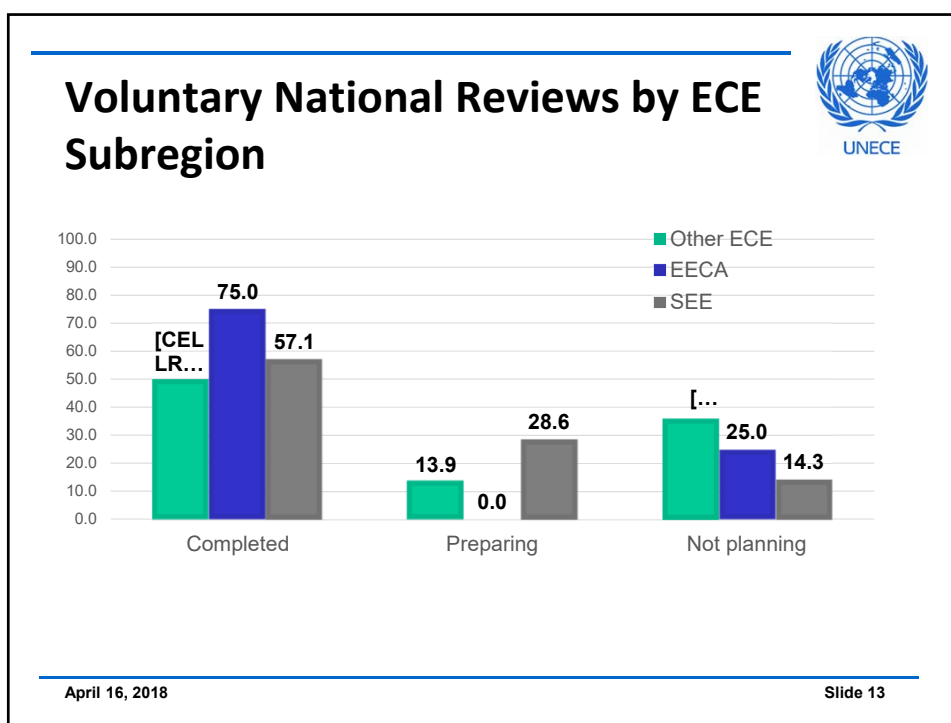


NRPs - General Comment



- ❖ Most ECE countries will use an NRP or similar method for monitoring national SDG statistics. Implementation continues for EECCA countries; SEE countries tend to use other methods.
- ❖ Gathering information on reliance on existing data flows (with some NSO coordination) will be valuable.
- ❖ Papers from *Task Force on Reporting SDG Indicators using National Reporting Platforms* can facilitate these discussions given national context.
- ❖ Several NSO NRPs are on the ECE wiki. Many are open source (free) and can be altered to suit countries' needs. See <https://statswiki.unece.org/display/SFSDG/National+Activities>

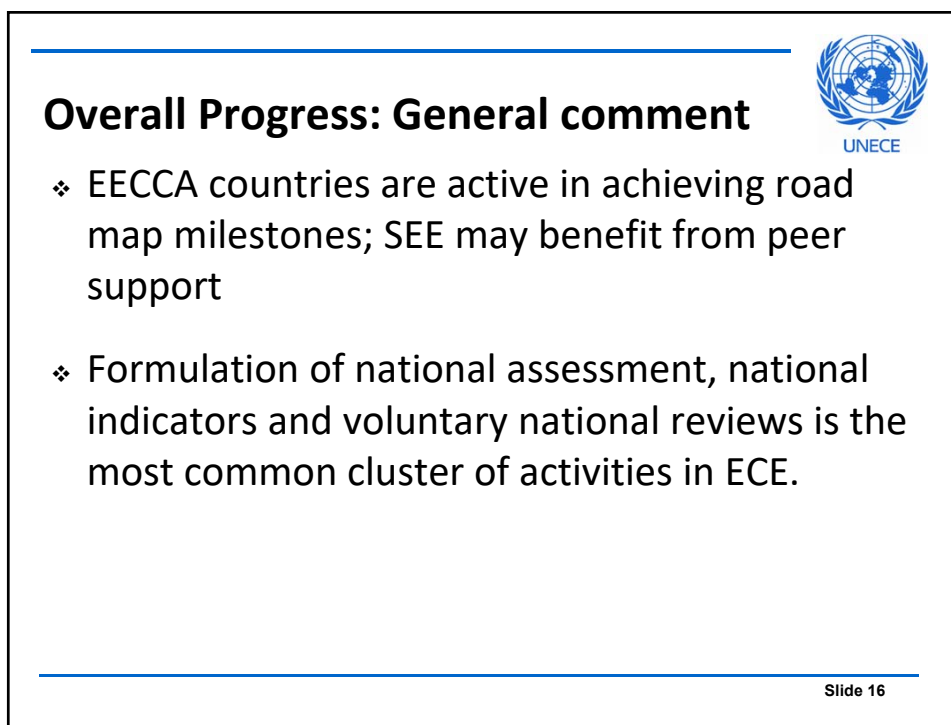
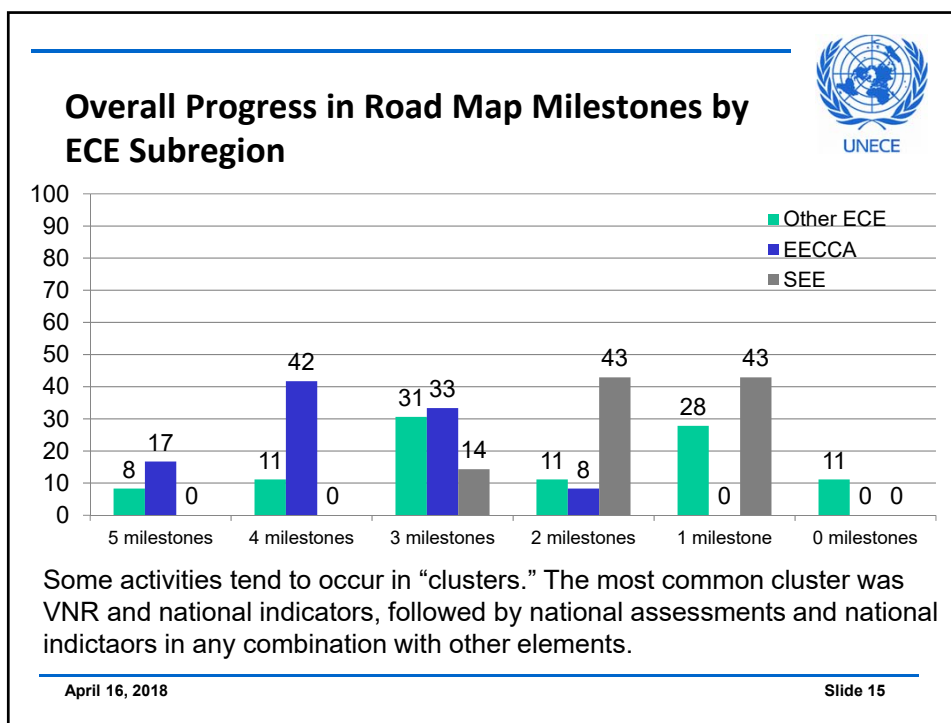
Slide 12

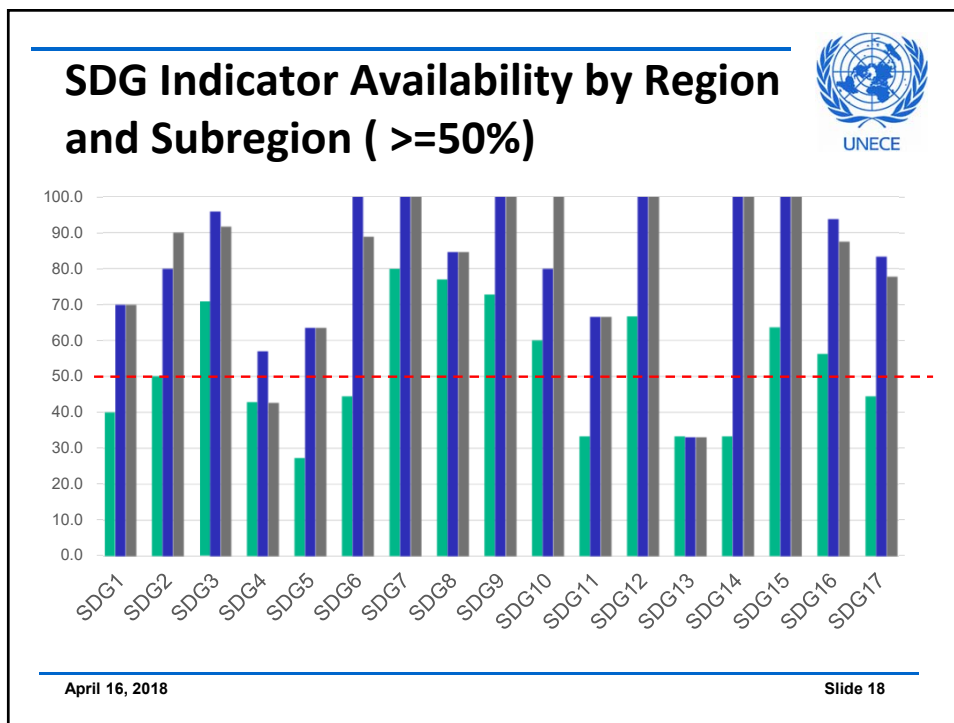
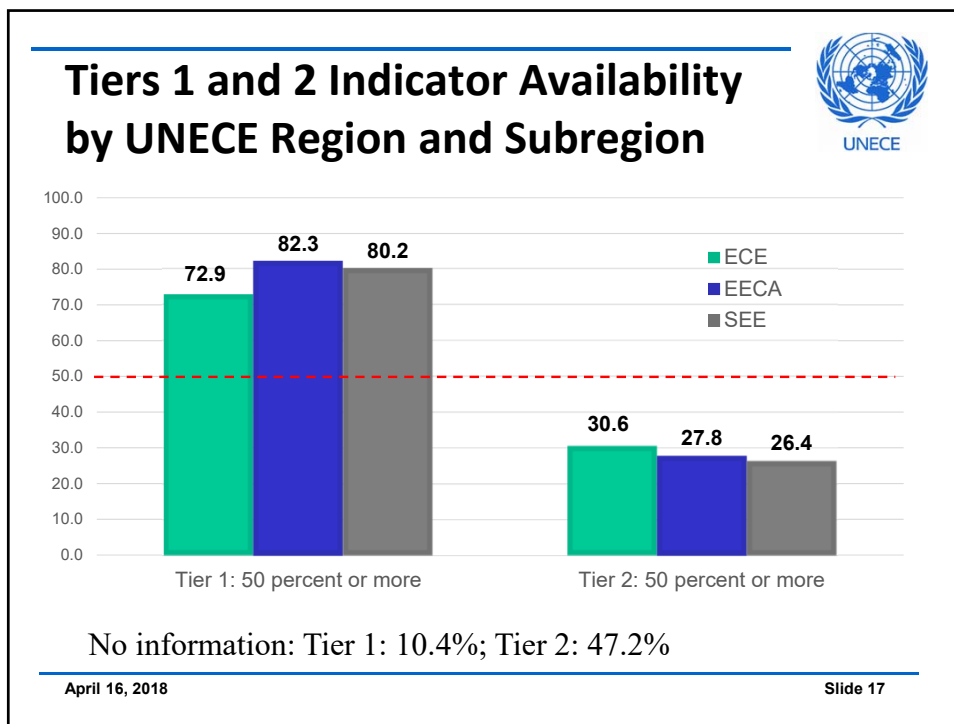


Voluntary National Reviews- General comment

- Most countries in the region have completed or are preparing voluntary national reviews
- SEE countries are particularly active in this area, and several are preparing reviews currently
- Suggestions from shared experiences on the incorporation of statistical annexes in VNRs may be welcome

Slide 14





Capacity Development: General Comment



- ❖ Regional progress in capacity development requires focus on priorities
- ❖ Identifying priorities begins with assessment of progress
- ❖ From an implementation perspective, ECE has made good progress, although this varies by subregion
- ❖ From an SDG indicator perspective, progress varies by SDG goal and subregion, which should be considered
- ❖ Which gaps should be given priority to address?

Slide 19