




Draft version at the NSSRA's website

- SDGs Excel table

Aida Martirosyan, Head
IT Management Department
NSSRA



National Statistical Service of the Republic of Armenia

Monday, 09 October 2017

Home **Statistics** Publications For Respondent About us

Release Calendars



Databases



Microdata



Publications



Main Statistical Data

Monthly date (aug 2017)

Indicator of economic activity, %	102.4
Volume of gross agriculture output, mln. drams	125071.3
Consumer Price Index, %	100.9
External Trade Turnover, mln. USA dollars	533.8
Export, mln. USA dollars	198.1
Import, mln. USA dollars	335.7
Average monthly nominal wages, drams	191891.0
	more

Quarterly data (II quarter 2017)

Gross Domestic Product at market prices, mln. drams	1205103.4
	more

Publications

- [Socio-Economic Situation of RA, January-August 2017 \(in Armenian\)](#)
- [Social Situation of RA in 2016 \(in Armenian\)](#)
- [Foreign Accounts of the Republic of Armenia, 2017](#)

News

Draft - "RA Law on Official Statistics" ...
22.09.2017

Draft - State Statistical Work Program for 2018
19.06.2017

Consumer price index in the Republic of Armenia in January-September 2017.
04.10.2017

On 12 October 2017, the UNECE experts will conduct the National workshop on statistics...
02.10.2017

On 10-11 October 2017, the Meeting of the Bureau of the Conference of European...
02.10.2017

On 9 October 2017, the UNECE experts will conduct the National workshop ...
02.10.2017


[more >>](#)





Objective Reasons of the Lack of Trust in Official Statistics

Republic Ave, 3 Government House, Yerevan 0010, Republic of Armenia.
Tel: (374 11) 524 213, Fax: (374 11) 521 921.
Official e-mail: info@armstat.am, webmaster@armstat.am
39123345@e-clips.am (only for notifications sent in www.e-clips.am system)

© Official Website of NSSRA has been functioning since April 1999.
Improved by the World Bank support in 2009 and by the EU Twinning Project in 2007.
© All rights reserved. Please refer to NSSRA.
© All rights reserved.



National Statistical Service of the Republic of Armenia

Monday, 09 October 2017 Home **Statistics** Publications For Respondent About us

- Statistics
- News
- Statistical Indicators
- Databases
- Population Census
- Agricultural Census 2014
- Metadata
- Documentation and Quality
- National Summary Data
- Regional Statistics
- Armenia MDGs indicators
- Armenia SDGs indicators**
- Frequently Asked Questions


Home / Statistics / Statistical Indicators

Statistical Indicators

theme:

Main Indicators

	aug2017	in comparison with same period of last year (%)	in comparison with previous period (%)
Indicator of economic activity, %	-	102.4	118.7
Volume of Industrial Output, mln. drams	139147.1	110.9	99.1
Volume of gross agriculture output, mln. drams	125071.3	75.0	165.0
Volume of construction, mln. drams	36067.6	94.9	111.1
Volume of trade turnover, mln. drams	218251.1	112.4	97.8
Volume of services (without trade), mln. drams	129606.1	115.5	102.9
Consumer Price Index, %	-	100.9	99.6
External Trade Turnover, mln. USA dollars	533.8	115.6	100.4
Export, mln. USA dollars	198.1	121.8	103.6
Import, mln. USA dollars	335.7	112.2	98.6
Average monthly nominal wages, drams	191891.0	103.8	94.9

 Twinning Phase II

 Republic Ave, 3 Government House, Yerevan 0010, Republic of Armenia.
 Tel: (374 11)524 213, Fax: (374 11)521 921,
 Official e-mail: info@armstat.am, webmaster@armstat.am,
39.123345@e-citizen.am (only for notifications sent in www.e-citizen.am system)

 © Official Website of NSS RA has been functioning since April 1999.
 Improved by the World Bank support in 2009 and by the EU Twinning Project in 2017.
 © By using the website, please refer to NSS RA.
 © All rights reserved.



National Statistical Service of the Republic of Armenia



Monday, 09 October 2017 Home **Statistics** Publications For Respondent About us

- Statistics
- News
- Statistical Indicators
- Databases
- Population Census
- Agricultural Census 2014
- Metadata
- Quality Management
- National Summary Data
- Regional Statistics
- Armenia MDGs indicators
- Armenia SDGs indicators
- Frequently Asked Questions

Home / Statistics / Armenia SDGs indicators

Armenia SDGs indicators



[Armenia SDGs indicators](#)

Armenia Sustainable Development Goal indicators

goal	target	indicator	subgroup	unit	2015	2016	Sources
Goal 1. End poverty in all its forms everywhere	11 By 2030, eradicate extreme poverty for all people everywhere, currently measured as people living on less than \$1.25 a day	11.1 Proportion of population below the international poverty line, by sex, age, employment status and geographical location (urban/rural)	Total	%	0.1		NSSRA, ILC5
			Male	%	0.1		
			Female	%	0.1		
			Children (0-17)	%	0.1		
			Urban	%	0.1		
			Rural	%	0		
			0-6	%	0.1		
			7-15	%	0.1		
			16+	%	0		
			Participants	%	0.1		
			Employed	%	0		
			Wage employed	%	0.1		
			Self-employed	%	0		
			Other employed	%	0		
			Non-participants	%	0.1		
			Economically inactive population	%	0.1		
			Pensioners	%	0		
			Students	%	0		
			Other inactive population	%	0.1		
			12 By 2030, reduce at least by half the proportion of men, women and children of all ages living in poverty in all its dimensions according to national definitions	12.1 Proportion of population living below the national poverty line, by sex and age	Total	%	29.9
Rural	%	30.4					
Urban	%	29.4					
12.2 Proportion of men, women and children of all ages living in poverty in all its dimensions according to national definitions	Total	%			29.1		VB NSS RA, ILC5, Total MPI-Social Snapshot an
Women	%	30.1				VB	
Men	%	27.9				VB	
Children	%	31.4				VB	
0-5	%	28.3				VB	
age 6 to 17	%	34.2				VB	
18-64	%	27				VB	
65+	%	34.6		VB			
13 Implement nationally appropriate social protection systems and measures for all, including floors, and by 2030 achieve substantial coverage of the poor and the vulnerable	13.1 Proportion of population covered by social protection floors/systems, by sex, distinguishing children, unemployed persons, older persons, persons with disabilities, pregnant women, newborns, work injury victims and the poor and the vulnerable	Total	%			NSSRA, ILC5	
			%				
14 By 2030, ensure that all men and women, in particular the poor and the vulnerable, have equal rights to economic resources, as well as access to basic services, ownership and control over land and other forms of property, inheritance, natural resources, appropriate new technology and financial services, including microfinance	14.1 Proportion of population living in households with access to basic services	Total	%			Ministry of Labour and Social Affairs	
			%				
15 By 2030, build the resilience of the poor and those in vulnerable situations and reduce their exposure and vulnerability to climate-related extreme events and other economic, social and environmental shocks and disasters	14.2 Proportion of total adult population with secure tenure rights to land, with legally recognized documentation and who perceive their rights to land as secure, by sex and by type of tenure	Total	%			NSSRA, ILC5	
			%				
15 By 2030, build the resilience of the poor and those in vulnerable situations and reduce their exposure and vulnerability to climate-related extreme events and other economic, social and environmental shocks and disasters	15.1 Number of deaths, missing persons and directly affected persons attributed to disasters per 100,000	Total	per 100,000 population	445.4	506.6	NSSRA, Ministry of Emergency situations of RA	
15 By 2030, build the resilience of the poor and those in vulnerable situations and reduce their exposure and vulnerability to climate-related extreme events and other economic, social and environmental shocks and disasters	15.2 Direct economic loss attributed to disasters in relation to global gross domestic product (GDP)					Ministry of Emergency situations, NSSRA	
15 By 2030, build the resilience of the poor and those in vulnerable situations and reduce their exposure and vulnerability to climate-related extreme events and other economic, social and environmental shocks and disasters	15.3 Number of countries that adopt and implement national disaster risk reduction strategies in line with the Sendai Framework for Disaster Risk Reduction 2015-2030					Ministry of Emergency situations, NSSRA	
15 By 2030, build the resilience of the poor and those in vulnerable situations and reduce their exposure and vulnerability to climate-related extreme events and other economic, social and environmental shocks and disasters	15.4 Proportion of local governments that adopt and implement local disaster risk reduction strategies in line with national disaster risk reduction strategies					Ministry of Emergency situations	
1a Ensure significant mobilization of resources from a variety of sources, including through enhanced development	1a.1 Proportion of domestically generated resources allocated by the government directly to poverty reduction					Ministry of Emergency situations	