



“Supporting SDG Achievement in Europe and Central Asia: Untangling Complexity, Taking Action”

George Bouma
Regional Cluster Leader, Sustainable Development,
UNDP, Istanbul Regional Hub
April 2017

1

Taking action



- The UNDG response to supporting SDG achievement
- Challenges of nationalizing SDGs
- Alignment of SDGs to national planning
- Data for development – dashboards
- Data for development - ecosystems
- Data for development – alternative data
- Conclusions





THE UNDG RESPONSE - MAPS



MAINSTREAMING

- **Landing the SDG agenda at the national and local levels:** integration into national and sub-national plans for development; and into budget allocations
- Will need to be linked to the new UNDAF Guidelines



ACCELERATION


- **Focus on priority areas** defined by respective countries
- Support an **integrated approach**, including synergies and trade-offs
- **Bottlenecks assessment**, financing and partnerships, and measurement



POLICY SUPPORT

- **Support – skills and experience - from respective UN agencies to countries**, which should be made available at a low cost in a timely manner

3

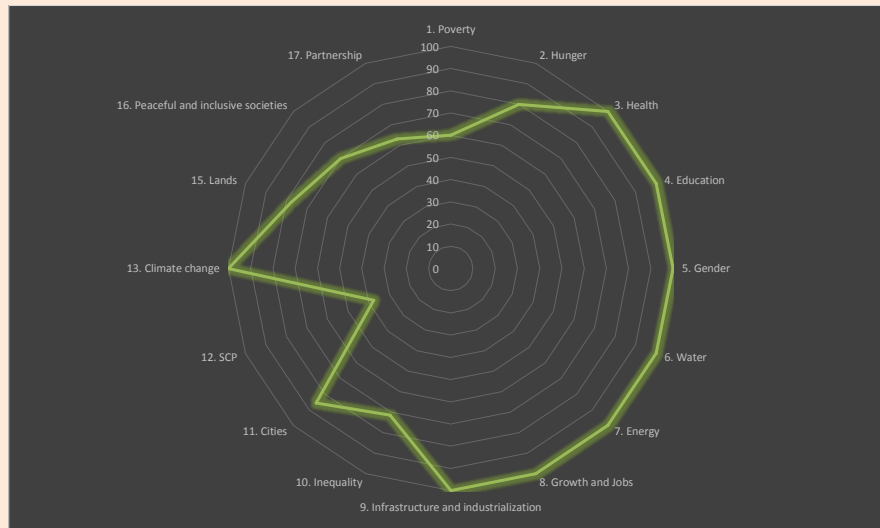


Countries face numerous questions related to SDGs

- Goals and targets are aspirational not prescriptive
 - Where we stand?
 - Where we should go?
- How to M&E and report
 - National reports
 - International reports
- Too many goals and targets
 - What to prioritize?
 - Accelerators and constraints?

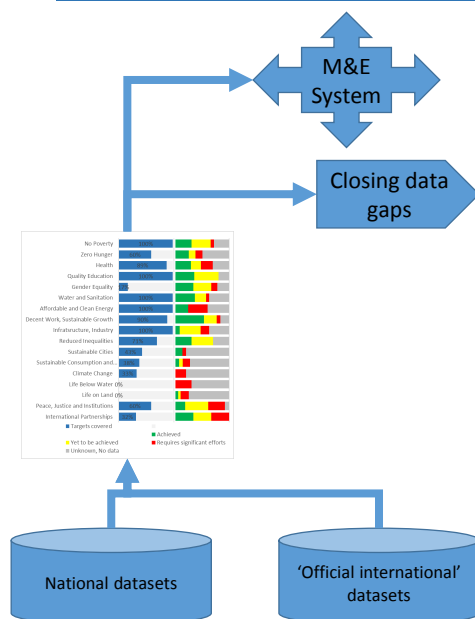
Example of mapping against national strategies

- UNDP conducted an integrated assessment of 2 State and 8 sectoral programmes against SDG targets
- 93 SDG targets addressed out of global 119 (78%) – excluding MoI targets



Data for Development - Dashboards

SDG Dashboard – How to?

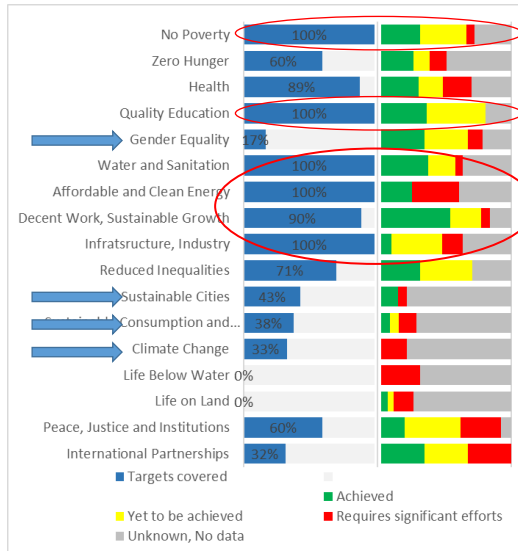


- SDG Dashboard: product and process
 - Uses 'official international' datasets—WB, WHO, WEF
 - Complement them with national statistical data
 - Focus on targets, not goals
 - Focus on country relevant indicators and thresholds
- SDG Dashboard as a part of SDG nationalization effort
 - Identifying indicators
 - Identifying priorities
 - Setting up thresholds = national targets
- SDG Dashboard before and after MAPS mission
 - Snapshot of SDG situation, complement RIA
 - National M&E System for NDP, SDGs
 - Presentation and coordination

Data for Development - Dashboards



Empowered lives.
Resilient nations.



- SDG Dashboard classifies all targets into four groups
 - Achieved—Green
 - Yet to be achieved—Yellow
 - Requires significant efforts—Red
 - No data, unknown—Grey
- Main features of SDG Dashboard
 - Complements RIA analysis of policies with snapshot of current SDG status and helps in their nationalization
 - Helps identifying Accelerators No data, unknown—Grey
- The tool has been applied in two MAPS countries—**Kazakhstan and Tajikistan**, and currently under test in Armenia, Azerbaijan, Kyrgyzstan, and Moldova.

Examples



Empowered lives.
Resilient nations.

Tajikistan: nominal access to energy vs reliability of energy access

7.1 By 2030, ensure universal access to affordable, reliable and modern energy services	EG.ELC.ACCS.ZS	Access to electricity (% of population)	100.0	2012	Green
	EG.ELC.ACCS.RU.ZS	Access to electricity, rural (% of rural population)	100.0	2012	Green
	EG.ELC.ACCS.UR.ZS	Access to electricity, urban (% of urban population)	99.8	2012	Green
	EG.NSF.ACCS.ZS	Access to non-solid fuel (% of population)	68.6	2012	Red
	EG.NSF.ACCS.RU.ZS	Access to non-solid fuel, rural (% of rural population)	57.8	2012	Red
	EG.NSF.ACCS.UR.ZS	Access to non-solid fuel, urban (% of urban population)	98.4	2012	Green
	IC.ELC.OUTG	Power outages in firms in a typical month (number)	6.1	2013	Red

Comparable connection indicators hide reliability and equality problems

Kazakhstan: National Time Use survey provides data for gender target

5.4 Recognize and value unpaid care and domestic work through the provision of public services, infrastructure and social protection policies and the promotion of shared responsibility within the household and the family as nationally appropriate	5.4.1 Proportion of time spent on unpaid domestic and care work, by sex, age and location				
	Unpaid Work Time, Daily Minutes, Working Women	244.0	2012	Yellow	
	Unpaid Work Time, Daily Minutes, Non-Working Women	280.0	2012	Yellow	
	Unpaid Work Time, Ratio Working Women to Men	2.2	2012	Red	
	Unpaid Work Time, Ratio Non-Working Women to Men	2.2	2012	Red	

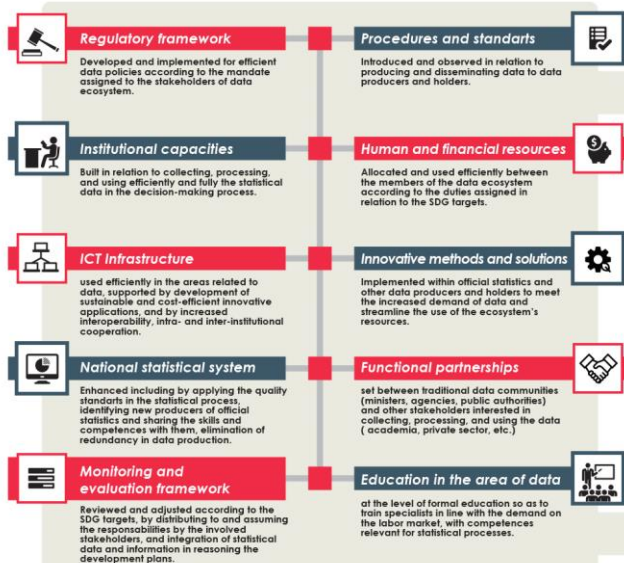
Tier II Indicator:
Methodology available,
no comparable datasets

National Time Use
surveys offers important
insights

Data for Development - Moldova

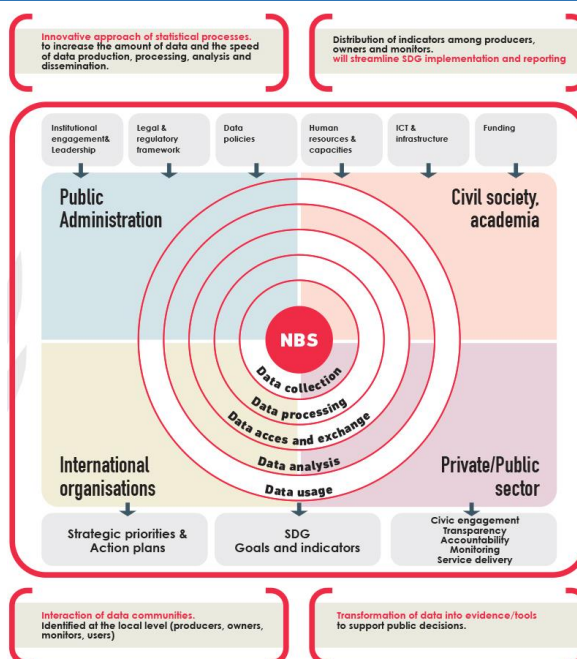
Data Ecosystems

KEY-ELEMENTS for a FUNCTIONAL data ecosystem



Data for Development

Data Ecosystems - elements



Data for Development - Moldova



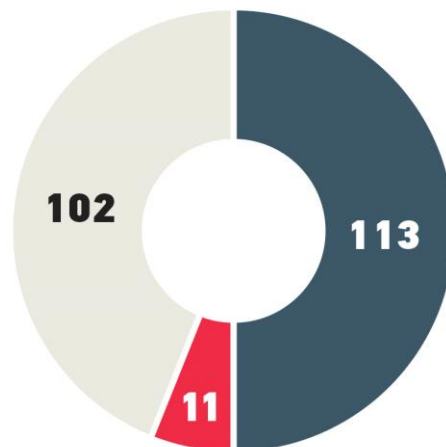
Leading organizations per areas



Data for Development - Moldova



	Total	Available	Partial	Unavailable
SDG 1	15	7	0	8
SDG 2	8	4	0	4
SDG 3	30	20	2	8
SDG 4	20	12	3	5
SDG 5	16	8	0	8
SDG 6	12	5	0	7
SDG 7	6	3	0	3
SDG 8	17	7	3	7
SDG 9	15	10	0	5
SDG 10	8	5	0	3
SDG 11	14	7	0	7
SDG 12	7	4	0	3
SDG 13	3	0	0	3
SDG 14	2	1	0	1
SDG 15	10	5	0	5
SDG 16	32	10	3	19
SDG 17	10	4	0	6
TOTAL	226	113	11	102



Data for Development



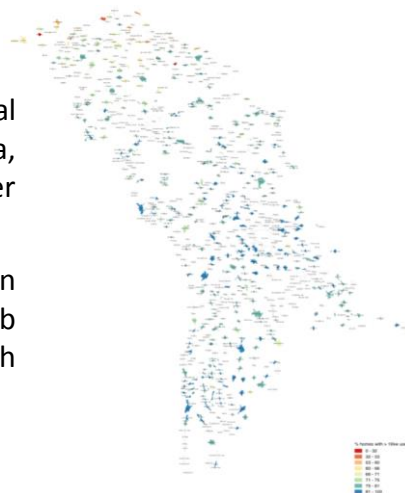
Alternative data

In progress:

Mapping “Ghost Villages” - mapping the actual population density in the rural areas of Moldova, spotting the abandoned communities by using power consumption data.



Measuring poverty using collective intelligence. In partnership with NBS and Nesta Foundation, MiLab will run a pilot project on measuring poverty through public participation and defining a national MPI.



Conclusions

SDG Achievement

UNDP supports:

- Data for development that promotes SDG achievement – tools, methods and new forms of data
- Inclusion of NSOs but moving towards institutional roles
 - For example, ecosystem view

UNDP also supporting:

- Voluntary national review processes in 2017 – Belarus, Azerbaijan and Tajikistan
- SDG national reports but few countries have finalized nationalization
- UNGD perspective to SDG achievement with full engagement of UNCT
 - MAPS missions with other agencies/regional knowledge sharing
- Coordination of SDG support through country roadmaps



THANK YOU!

