

SESSION 2. National strategies and plans for measuring SDGs



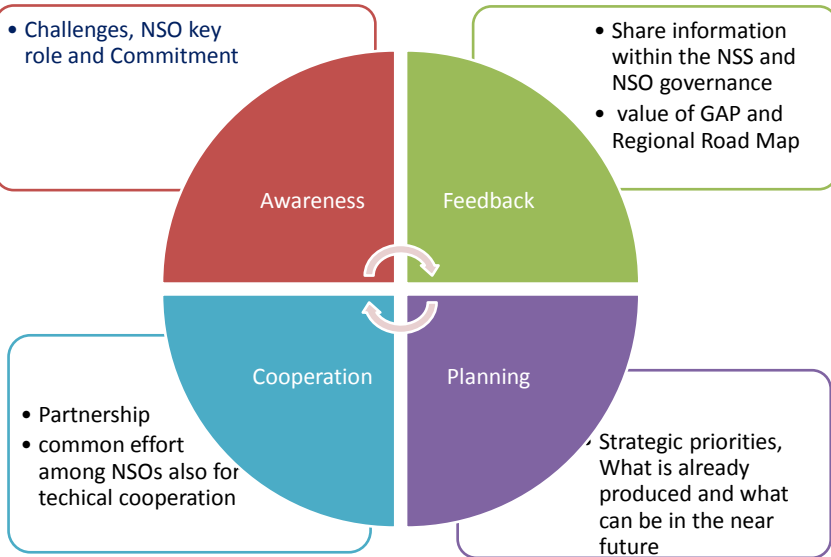
Developing NSO work plans related to SDGs



Expert meeting on statistics for Sustainable Development Goals
10 - 12 April 2017 Geneva



Main steps for the work plans



The challenges of SDGs: key role of NSO



Cape Town Global Action Plan

UNECE Road Map on statistics for SDG

Declaration on the role of national statistical offices
in measuring and monitoring the SDGs

- Clear coordination role of NSI
 - Commitment within the NSS

NSIs play a central role to support the development and advancement of the capacity of statistical systems



build sustainable capacity
develop skills to meet the challenges of modernization, compliance with European/international standards” and “with increasing demand for high quality data”



Share information and feedbacks

Istat President’s Steering Committee: Report on international activities on SDGs and progresses achieved to Department/ Directorate to enhance technical coordination within the NSO and coordination within the NSS

Update information, hearing and specific presentation on the value of Global Action Plan and Road map at regional level and of planning of activities to

- the Governing Board
- the Policy-making and Co-ordinating Committee for Statistical information (Comstat)
- Committee for Protections of statistical information (Cogis)




Activities in National plans

Recognition of existing National framework equitable and sustainable well-being (BES) and the new framework of SDGs

- Find synergies and possible alignment
- Mapping available indicators
- Efforts on dissemination and communication
- Clear coordination role of Istat

Clear reference to equitable and sustainable well-being indicators adopted at international level in Italian Budget Law

- Committee for equitable and sustainable well-being indicators, in which Istat is member --> indicators for national plan document and policies evaluation

Every year a special report based on data provided by Istat, will be presented to the competent parliamentary committees 

Planning in the NSS

Establishment of Thematic Focus Group on SDGs to develop specific activities in the National Statistical Program 2017-2019



SDGs in the National Statistical Program 2017-2019

- Integrated development Bes indicators and SDG in the context of policy evaluation
- Development and analysis of indicators of sustainable development (SDGs)



The way forward: concrete steps

Istat has analyzed the **indicators** suggested by the Inter-Agency Expert Group on SDGs

- methodologically consistent mapping, to be integrated in collaboration with the various institutional actors, for follow-up, for sharing information, for defining and implementing the indicators to monitor the objectives.

The assessment allowed to select **95 indicators** covering **66 SDGs indicators**:

- 46 indicators coincide with those defined at the international level
- 39 are similar or partially similar
- 10 are integrated with other context “indicators” to provide additional elements useful for understanding and monitoring the target.



The way forward: concrete steps

In December 2016 Istat presented for the first time the annual Report on equitable and sustainable well-being with a set of SDGs for each Goal and Target

New release with updated set of indicators in:

- May 2017
- December 2017
- and 2018

Istat 95

bes | 2016




<http://www.istat.it/en/well-being-and-sustainability/sustainable-development-goals/istat-indicators-for-sustainable>




The way forward: concrete steps

About Istat | Tenders and contracts | Job opportunities
A A A ENG ITA



Statistics by
Territory Theme

Products
Tools
Information



[Home](#) / Well-being and sustainability [Italiano]

Well-being and sustainability

Well-being and sustainability indicators play a growingly important information and driving role, with important news both on the domestic and international front.

Given the importance of such topics, there is a strong demand for indicator systems capable of encompassing the multi-dimensional nature of complex phenomena, and capable of measuring the heterogeneity among countries or among regions within the same country.

For these reasons, Istat has integrated the analyses of Equitable and Sustainable Well-being (BES) in Italy with a first set of indicators for monitoring progress towards the Agenda 2030 targets, the so-called Sustainable Development Goals (SDGs) of the United Nations.

Well-being measures


- 12 dimensions of well-being


Sustainable Development Goals

- Istat indicators for sustainable development
- Useful links


















Highlights

- Press release calendar
- 12th National conference of statistics
- ESA 2010: European system of national and regional accounts
- Economic forecasts and microsimulations
- Economic trends





The way forward: concrete steps

- | | |
|---|--|
| <p>1  Goal 1 xls pdf
End poverty in all its forms everywhere</p> <p>2  Goal 2 xls pdf
End hunger, achieve food security and improved nutrition, and promote sustainable agriculture</p> <p>3  Goal 3 xls pdf
Ensure healthy lives and promote well-being for all at all ages</p> <p>4  Goal 4 xls pdf
Ensure inclusive and equitable quality education and promote life-long learning opportunities for all</p> <p>5  Goal 5 xls pdf
Achieve gender equality and empower all women and girls</p> <p>6  Goal 6 xls pdf
Ensure availability and sustainable management of water and sanitation for all</p> <p>7  Goal 7 xls pdf
Ensure access to affordable, reliable, sustainable and modern energy for all</p> <p>8  Goal 8 xls pdf
Promote sustained, inclusive and sustainable economic growth, full and productive employment and decent work for all</p> <p>9  Goal 9 xls pdf
Build resilient infrastructure, promote sustainable industrialization and foster innovation</p> <p>10  Goal 10 xls pdf
Reduce inequality within and among countries</p> | <p>11  Goal 11 xls pdf
Make cities and human settlements inclusive, safe, resilient and sustainable</p> <p>12  Goal 12 xls pdf
Ensure sustainable consumption and production patterns</p> <p>13  Goal 13 xls pdf
Take urgent action to combat climate change and its impacts</p> <p>14  Goal 14 xls pdf
Conserve and Sustainably Use Oceans, Seas and Marine Resources for Sustainable Development</p> <p>15  Goal 15 xls pdf
Protect, restore and promote sustainable use of terrestrial ecosystems, sustainably manage forests, combat desertification, and halt and reverse land degradation and halt biodiversity loss</p> <p>16  Goal 16 xls pdf
Promote peaceful and inclusive societies for sustainable development, provide access to justice for all and build effective, accountable and inclusive institutions at all levels</p> <p>17  Goal 17 xls pdf
Strengthen the means of implementation and revitalize the global partnership for sustainable development</p> |
|---|--|

The way forward: future concrete steps



Information with description of the Targets and for each indicator:
 Name of the indicator
 Source- Istat/Other National Authority/Eurostat
 Survey name
 Possible link with BES indicator
 Indicator Description
 Taxonomy (Context indicator/ similar or partially similar)



Global indicator -English -Italian	Source	Survey Name	Name of indicator -English -Italian	Units	Time Series						
					2010	2011	2012	2013	2014	2015	
11.2.1 - Proportion of population that has convenient access to public transport, by sex, age and persons with disabilities - Percentuale di popolazione che ha un accesso comodo al trasporto pubblico, per sesso, età e persone con disabilità	Istat	Multiscopo sulle famiglie: aspetti della vita quotidiana (PSN:IST-00204)	- Households per difficulties of links with public transport means (**) - Famiglie che dichiarano difficoltà di collegamento con mezzi pubblici nella zona in cui risiedono (per 100 famiglie con le stesse caratteristiche) (**)	%							
			Italia	%	29,5	28,6	28,8	31,3	30,7	30,5	
			Territorio								
			Piemonte	%	28,0	27,8	26,4	34,4	29,7	32,0	
			Valle d'Aosta / Vallée d'Aoste	%	23,6	18,6	20,2	21,5	25,7	25,7	
			Liguria	%	24,5	26,3	26,3	26,9	22,5	28,8	
			Lombardia	%	29,1	27,1	27,8	25,4	25,2	24,2	
			Trentino Alto Adige	%	18,1	18,2	20,6	19,2	20,3	17,5	
			Provincia Autonoma Bolzano / Bozen	%	14,8	17,4	15,1	16,7	17,0	14,2	
			Provincia Autonoma Trento	%	21,1	19,0	25,7	21,5	23,4	20,6	
			Veneto	%	26,4	24,4	28,7	30,7	32,0	25,6	
			Friuli-Venezia Giulia	%	23,3	25,6	21,3	26,6	27,0	22,8	
			Emilia-Romagna	%	23,6	22,7	23,8	27,6	24,2	26,5	
			Toscana	%	25,0	28,7	27,3	28,3	25,5	27,7	
			Umbria	%	29,5	26,0	29,1	29,2	34,5	33,1	
			Marche	%	24,9	27,2	22,2	30,2	25,7	23,8	
			Lazio	%	35,3	35,0	32,4	32,6	34,5	36,1	
			Abruzzo	%	24,8	22,2	21,7	30,6	24,4	26,9	
			Molise	%	27,6	25,0	17,0	20,4	21,2	24,7	
			Campania	%	41,5	40,8	39,1	45,5	44,8	47,9	
			Puglia	%	25,7	23,0	25,4	33,5	33,7	29,2	
			Basilicata	%	31,9	29,4	28,4	32,1	32,3	33,1	
			Calabria	%	37,4	38,4	39,7	40,8	42,8	42,1	
			Sicilia	%	34,8	30,4	34,2	36,2	35,8	35,2	
			Sardegna	%	24,9	23,1	24,1	19,8	26,2	24,0	
			Nord	%	26,6	25,6	26,4	28,0	26,6	26,1	
			Nord-Ovest	%	28,2	27,2	27,2	28,1	26,2	26,9	
			Nord-Est	%	24,3	23,3	25,2	28,0	27,3	24,9	
			Centro	%	30,3	31,3	29,2	30,7	30,7	31,8	
			Mezzogiorno	%	33,3	31,2	32,2	36,4	36,6	36,3	
			Sud	%	33,9	32,6	32,5	38,7	38,2	38,3	
			Isole	%	32,3	28,6	31,7	31,9	33,3	32,3	
			Tipologia comunale								
			Centro area metropolitana	%	23,5	23,3	22,8	26,1	24,7	27,0	
			Periferia area metropolitana	%	36,8	31,5	39,3	34,4	36,6	35,1	
			Fino a 2.000 ab.	%	35,0	39,9	32,8	39,2	42,1	33,9	
			2.001 - 10.000 ab.	%	30,3	31,9	31,2	36,3	33,3	32,5	
			10.001 - 50.000 ab.	%	31,9	28,1	29,0	30,2	29,1	31,5	
			50.001 ab. e più	%	24,0	23,9	22,7	26,4	27,5	25,7	

(**) Context indicator / Indicatore di contesto



The way forward: future concrete steps



- Effort on initiatives to increase cooperation to support and enhance statistical capacity building in countries using NSOs expertise
- Recognition of expertise and role of NSOs in technical cooperation
- Building up new planning approach for cooperation based on a long term perspective
- Join efforts among NSOs
- Include also cooperation in the NSO plans



Istat
 Marina Gandolfo – Head of International Affairs
gandolfo@istat.it