



An  
Phríomh-Oifig  
Staidrimh

Central  
Statistics  
Office

# Gender Balance in Business Survey 2019

# Background Information

- Better Balance for Better Business (BB4BB) initiative launched by the Government in the summer of 2018.
- The survey provides benchmark statistics on gender representation in Senior Executive teams and Boards of Directors.
- Users/Stakeholders included the Balance for Better Business Group, Government, Economic Analysts, Professional Bodies and the general public



# Survey population & schedule

- Survey issued to large enterprises (i.e. those with over 250 employees) active in the Republic of Ireland.
- All sectors of the economy excluding Nace O (Public Administration), Nace P (Health) and Nace Q (Education).
- Sample size was 580 enterprises.
- Not statutory, but participation encouraged
- Returns made by E-form through the CSO E-form website.



# Data collection

The Gender Balance in Business survey gathers information on;

- Names and genders of each member of the Senior Executive team and Boards of Directors
- Job title and the number of years in the post
- Number of years in the company
- Distinguish between executive and non-executive board members.
- Data collection phase was 11 weeks from the 20th February to the 10th May 2019.



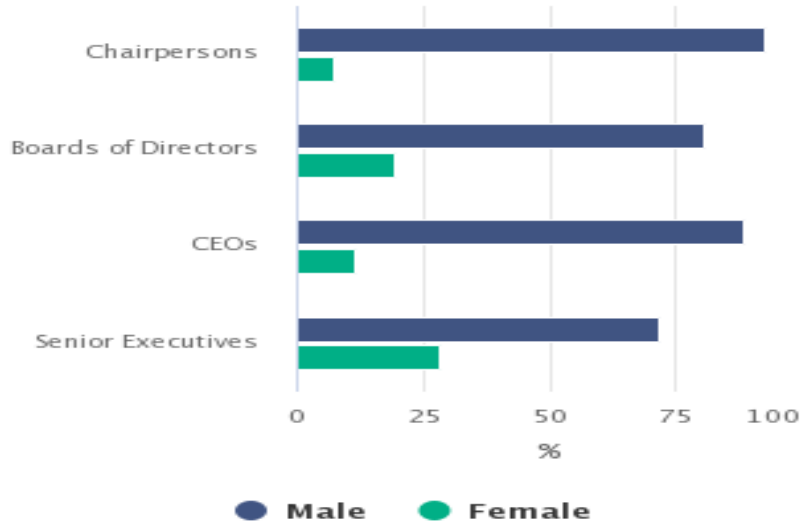
# Results & Dissemination

- The response rate to the survey was 55%.
- Approx. 1,400 Board of Directors and 2,100 Senior Executives
- Results are unweighted and no estimation for non-respondents was carried out.
- Data analysis & dissemination phase of two weeks with results published just 93 days later on May 23<sup>rd</sup> 2019.



# Gender breakdown by senior roles in business, 2019

**Figure 1: Gender breakdown by senior roles in business, 2019**



Source: CSO Ireland

	Male (%)	Female (%)
Chairpersons	92.6	7.4
Board of Directors	80.4	19.6
Chief Executive Officers (CEOs)	88.5	11.5
Senior Executives	71.7	28.3





An  
Phríomh-Oifig  
Staidrimh

Central  
Statistics  
Office

# Gender Balance in Business 2019

Only  
**1 in 9**  
CEOs in  
Ireland  
were women

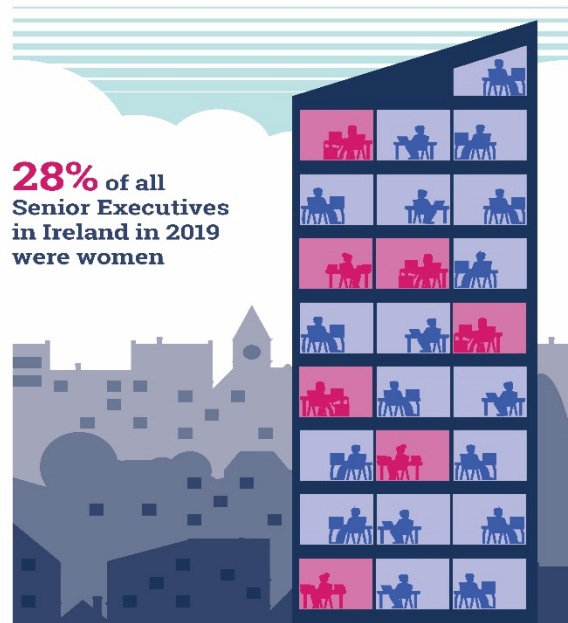


Just **7%**  
of Boards of  
Directors had a  
female Chairperson

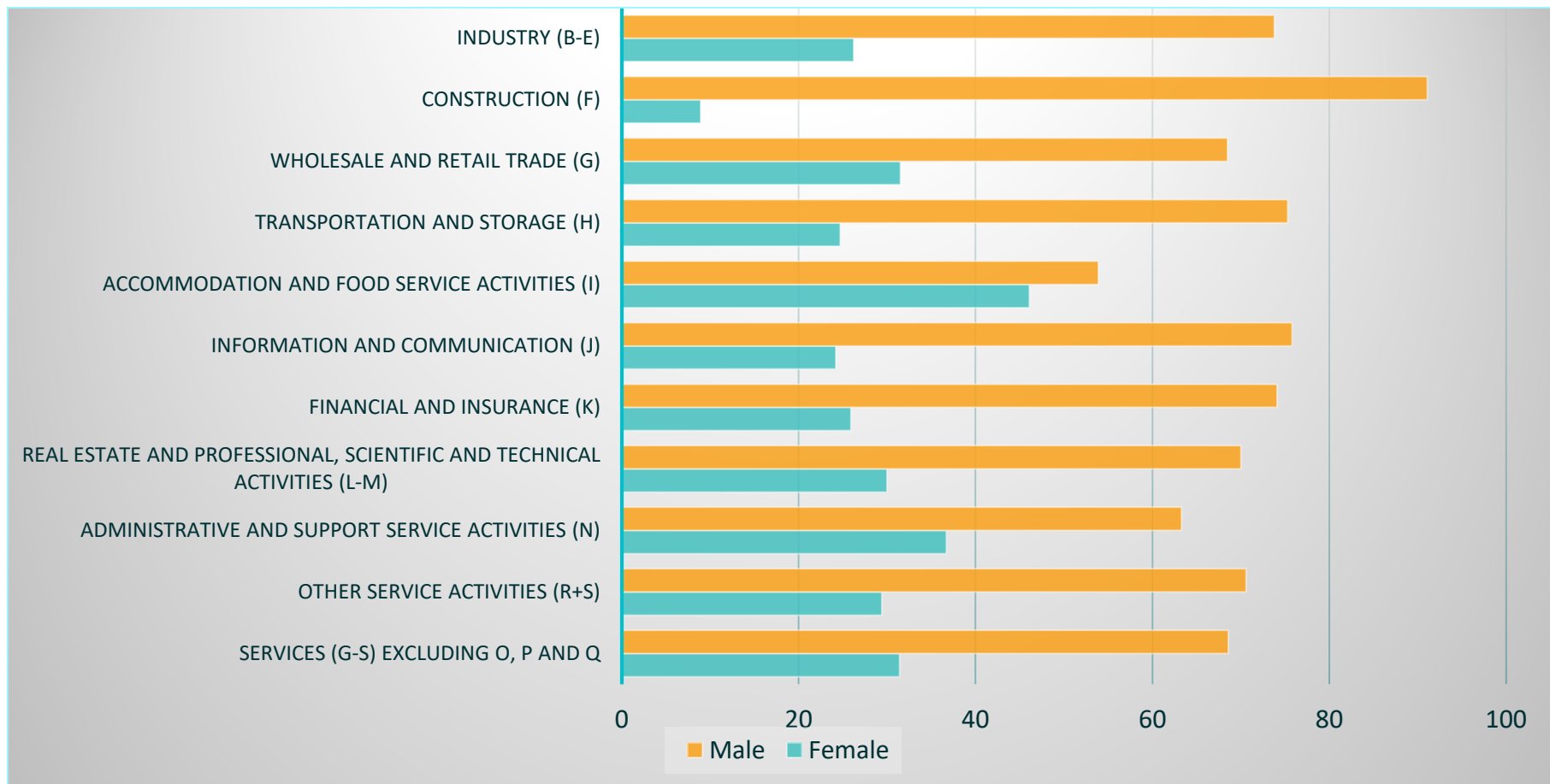
**20%** of members  
of Boards of Directors in  
Ireland in 2019 were female



**28%** of all  
Senior Executives  
in Ireland in 2019  
were women



# Gender Breakdown of Senior Executive by Sector, 2019







An  
Phríomh-Oifig  
Staidrimh

Central  
Statistics  
Office

# GBB 2019 Release

<https://www.cso.ie/en/releasesandpublications/er/gbb/genderbalanceinbusinesssurvey2019/>

# Going Forward....

- Planned to carry out the survey on a biennial basis (2021 etc)
- Changes to questionnaire, feedback etc
- Provide a time series of gender balance amongst Senior Executive teams and Boards of Directors and key indicators.





**An  
Phríomh-Oifig  
Staidrimh**

Central  
Statistics  
Office

**Thank you for your attention!**

**Gerard Doolan  
Statistician**

**Gerard.Doolan@cso.ie**