

Data compilation for indicator 5.5.1b in
the UNECE region

Lessons learned and findings

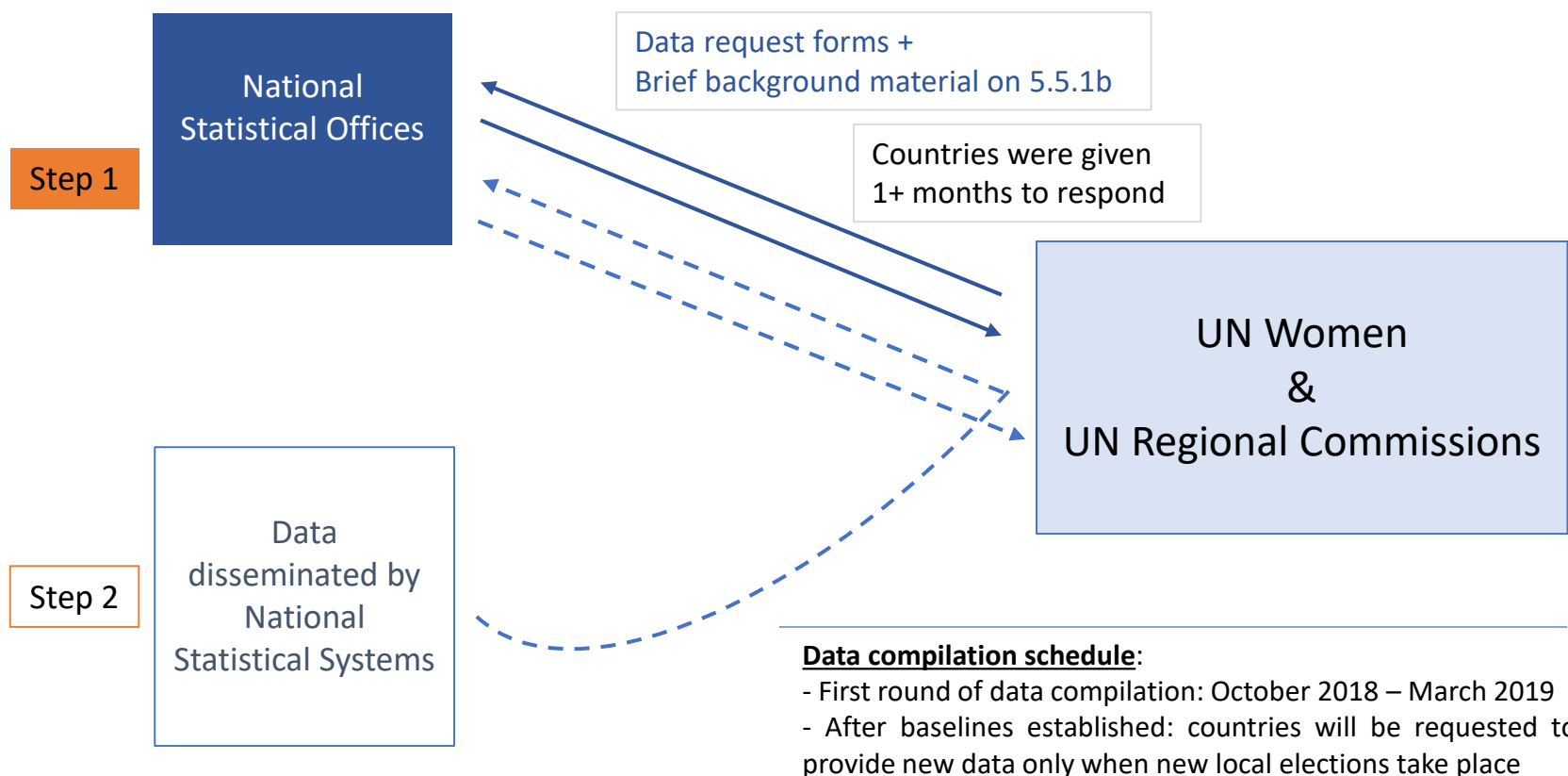
Outline

Lessons learned regarding:

- Data compilation mechanism
- Data sources
- Current understanding of local government organization

Selected findings from the global and regional data compilation

Global and regional data compilation on SDG indicator 5.5.1b



Lesson 1: It takes more time than anticipated

Globally:

- NSOs were given 1 – 1.5 months to complete the questionnaire
- Final data were received after:
 - 0.5 to 4 months;
 - 0 to 4 reminders;
 - 1 to 7 emails;

Regionally:

- NSOs were given 1 month to complete the questionnaire just before the holiday season.
- Final data were received after about 1.5 months
 - took roughly about 2 email reminders on average
 - normally up to 3 emails for clarification follow-ups

Lesson 2: Focal points for SDG indicator 5.5.1b vary across countries

- Gender statistics focal point in NSO;
- SDG focal point in NSO;
- Regular coordination/ public relations / international cooperation focal point in NSO;
- SDG technical working committee;
- Focal point of SDGs (or selected SDGs) outside the NSO (Prime Minister, High Commission for Planning);
- EMB/ line ministry of local government designated as focal point for SDG indicator 5.5.1b;

Divisions in the NSOs more likely to complete the form:

- Social statistics
- Statistical coordination
- Statistical analysis and research

Lesson 3: EMBs most frequently used as data sources

Table 1. Number of countries reporting in the first global and regional data compilations by data source used

Number of countries	Global	UNECE
Reporting	111	30
EMB used as data source	91	26
Other administrative source	6	3
Censuses of local governments, surveys of municipalities	2	1
<i>No elected local government</i>	<i>12</i>	<i>1</i>

Lesson 4: Better understanding of EMBs and their statistical role is needed

- Some NSOs not yet familiar with the EMBs as data producers
- An Electoral Management Body (EMB) is an institution or institutions legally responsible for activities essential for the conduct of elections and referendums, including:
 - (a) determining who is eligible to vote -> *voter registration data*
 - (b) receiving and validating nominations of candidates in elections -> *candidate data*
 - (c) conducting polling -> *voter turnout data*
 - (d) counting and tabulating the votes -> *election results data*
- Three models of electoral management:
 - (i) EMB institutionally independent of the executive branch of government, not accountable to a government ministry or department;
 - (ii) EMB is part of the executive branch of government/a ministry (such as a Ministry of Interior)
 - (iii) EMB involves an independent component (with a policy and supervisory function) and a governmental component (with an implementation function)

Source: IDEA, 2014. *Electoral Management Design*.

Lesson 5: Further clarifications needed on using EMB data for 5.5.1b

SDG indicator 5.5.1b uses data on election results. These include:

- Results of elections, updated with partial election results (when the case).
- Results of elections for openly contested seats, results by acclamation, reserved seats or through a candidate quota

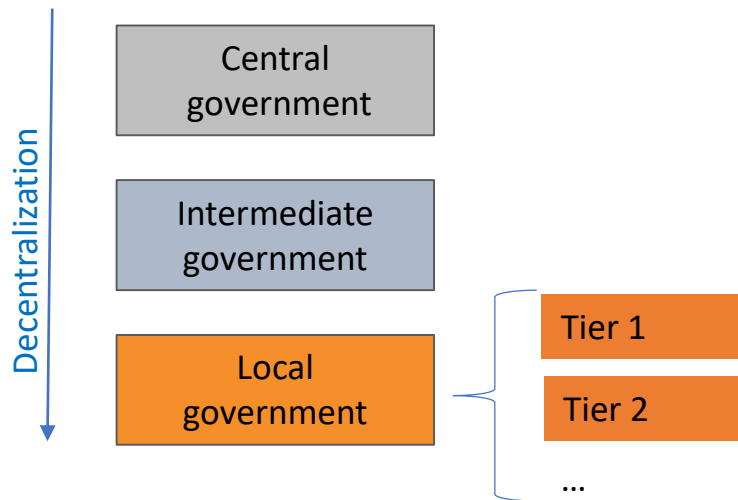
Addressing concerns related to the time reference of data when results of last elections are used:

- Looking for good practices in assessing the use of EMB data vs. other administrative data vs. census/survey data

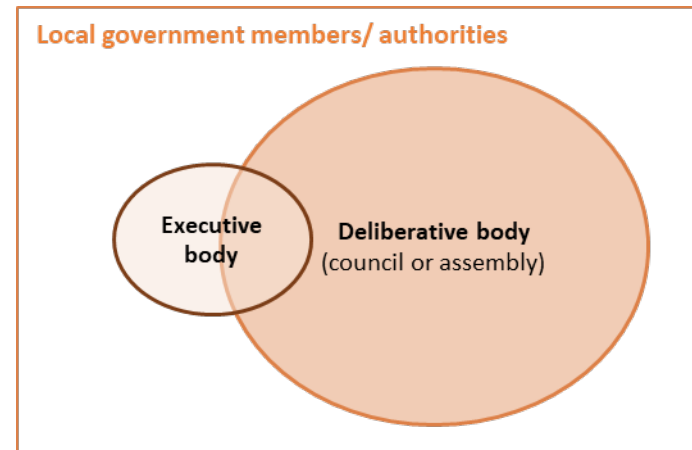
Lesson 6: Understanding local government organization in a given country is key for quality assurance

- At what tiers is local government organized?
- What are the deliberative and executive bodies of local government?
- Are members of executive bodies part of the deliberative bodies as well?

Three spheres of government



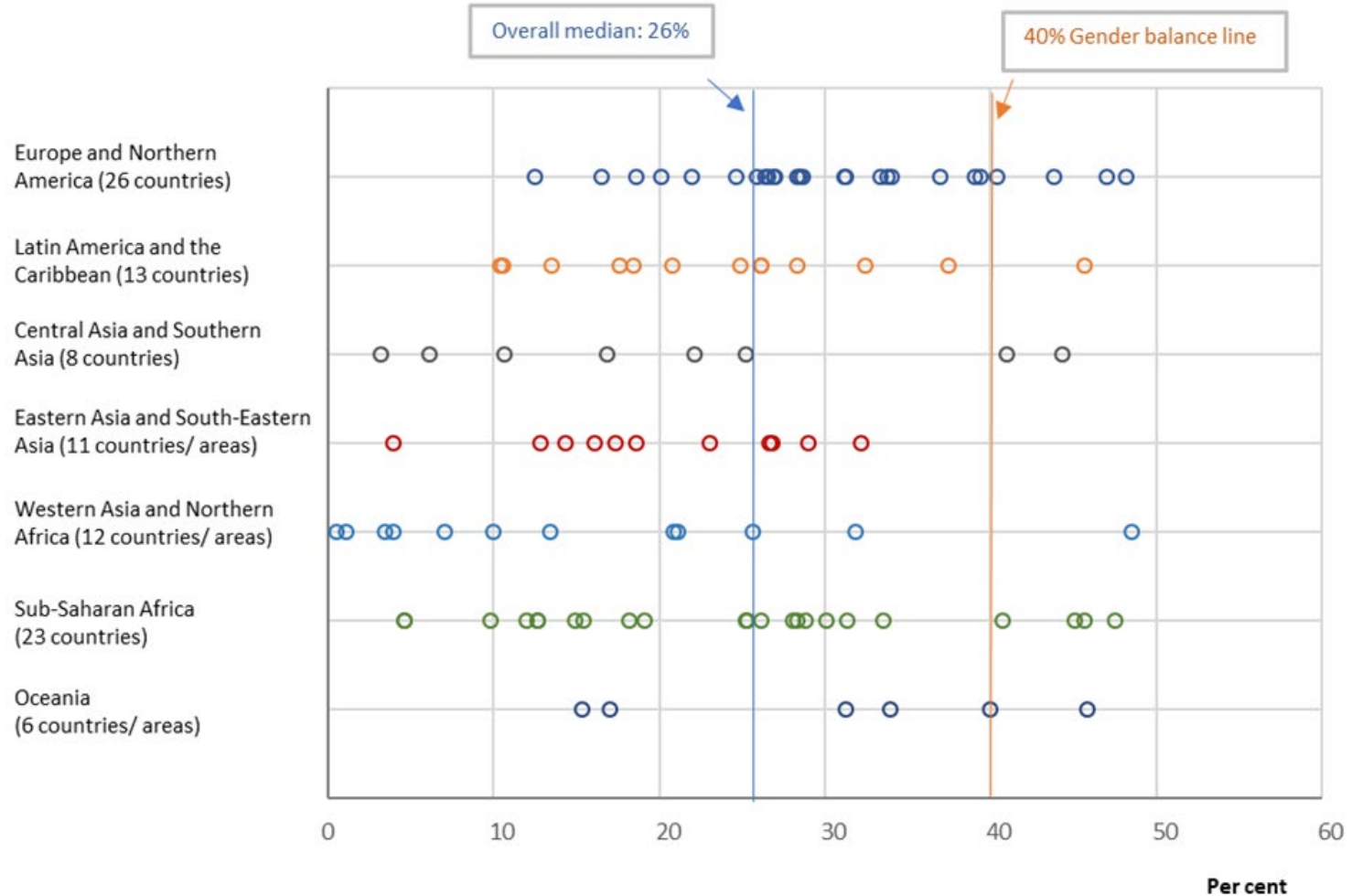
Deliberative and executive positions



- Review of national legal frameworks is a must to ensure we measure what we are supposed to measure
- Customized questionnaires with validation of local government organization were instrumental in other regions

Some results from global and regional data compilation

Proportion of elected seats held by women in local deliberative bodies



Source: Data compiled by UN Women in partnership with UN Regional Commissions.

Note: Data based on most recent local election results in 95 countries and 4 areas as at 1 January 2019. Each circle represents a country or area. The numbers in parenthesis indicate the number of countries and areas with available data within each region.

WOMEN'S REPRESENTATION IN LOCAL GOVERNMENT | ECE REGION

PROPORTION OF SEATS HELD BY WOMEN IN LOCAL GOVERNMENTS (as of March 2019)



In December 2018, UNECE and UN Women held its first joint regional data compilation on SDG indicator 5.5.1b on women's representation in local government. Target 5.5, as part of achieving the goal of gender equality and empowerment of women and girls, is to ensure women's full and effective participation and equal opportunities for leadership at all levels of decision-making in political, economic and public life. As of March 2019, 29 countries have provided full data, therefore, reaching 52% regional coverage for Europe. The results to date highlighted four countries (Belarus, Iceland, Sweden and France) closing in on reaching gender parity in local governments representation.



52% REGIONAL COVERAGE



29 COUNTRIES WITH FULL DATA

