



Statistical Office of the Republic of Serbia

United Nations
Economic Commission for Europe- UNECE
Conference of European Statisticians

Work Session on Gender Statistics

Belgrade, Serbia

29 November – 1 December 2017

2. Violence against women

Criminal offences of domestic violence

I INTRODUCTION



- Domestic violence is a social problem faced by all countries and is defined as a way of behaviour or relationships in which coercion, intimidation, and control (in terms of restrictions of freedom) are used directly or through threats to hurt others and so make them mentally, physically, economically or socially oppressed. Domestic violence is a form of discrimination that violates basic human rights and freedoms, such as the right to freedom, security, psychological and physical integrity and life.
- The term "domestic violence" is used to describe the act of violence among family members, including adult partners, parents and children (including adult children), caregivers, elderly people, brothers and sisters, etc.



- Criminal offense of Domestic Violence (Article 194 of the Criminal Code RS) is described in Chapter XIX – Criminal offenses against marriage and family, and it includes five paragraphs. The first paragraph reads as follows:

Whoever by use of violence, threat of attacks against life or body, insolent or ruthless behaviour endangers the tranquillity, physical integrity or mental condition of a member of his family, shall be punished with imprisonment of three months to three years.

II NOTES ON METHODOLOGY

Statistical analyses of data on adult perpetrators of criminal offences of domestic violence is based on the results of two regular annual statistical surveys on perpetrators of criminal offences, carried out by the Statistical Office of the Republic of Serbia:

- Survey on adult persons against whom criminal proceedings are completed;
- Survey on accused adult persons against whom criminal proceedings are completed and sentence is rendered

The data collected in these surveys provide information on perpetrator, criminal offense, procedural phases, through data on completion of the procedure, type of decision, duration of the procedure, imposed sanctions, etc. The subject of survey, and at the same time the unit of observation, is adult perpetrator of criminal offence, the person who at the moment of criminal offence committal was aged 18 and over and who committed the criminal offence as: perpetrator, co-perpetrator, agitator or assistant.

Objective of this survey is to collect data on reported, accused and convicted adult perpetrators of criminal offences.

Observation period is a calendar year, survey is implemented on annual basis, regarding the fact that data are collected monthly.

Statistical analysis of data on adult perpetrators of domestic violence in this paper covers the five-year period, from 2012 to 2016, and relates to the territory of the Republic of Serbia.

III REPORTED PERSONS

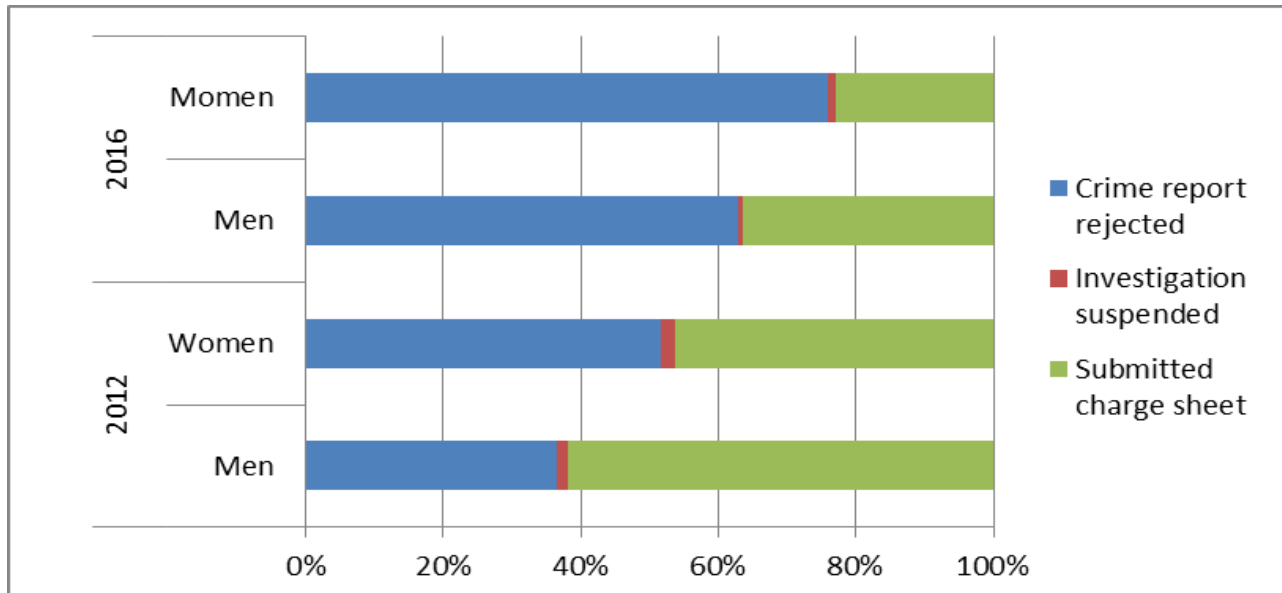
Table 1: Crime reports, accused and convicted adult perpetrators of criminal offence, 2012-2016

	2012		2013		2014		2015		2016	
	Number	%	Number	%	Number	%	Number	%	Number	%
Crime reports - total	92879	100	91411	100	92600	100	108759	100	96237	100
Criminal offences against marriage and family	6182	6.7	6268	6.9	5914	6.4	7891	7.3	10190	10.6
Domestic violence	3624	3.9	3782	4.1	3642	3.9	5040	4.6	7244	7.5
Accused - total	41621	100	45704	100	48425	100	42030	100	39610	100
Criminal offences against marriage and family	3353	8.1	3875	8.5	4248	8.8	4019	9.6	4230	10.7
Domestic violence	1827	4.4	2024	4.4	2215	4.6	2104	5.0	2386	6.0
Convictions - total	31322	100	32241	100	35376	100	33189	100	32525	100
Criminal offences against marriage and family	2771	8.8	3102	9.6	3465	9.8	3512	10.6	3766	11.6
Domestic violence	1472	4.7	1532	4.8	1712	4.8	1778	5.4	2065	6.3

Table 2: Reported adult perpetrators of criminal offences of domestic violence, by sex and types of decision, 2012-2016

	Total	Women	Men	Crime report rejected	Investigation suspended	Submitted charge sheet
2012	3624	314	3310	1373	61	2190
%	100	8.7	91.3	37.9	1.7	60.4
2013	3782	361	3421	1687	68	2026
%	100	9.5	90.5	44.6	1.8	53.6
2014	3642	347	3295	2296	37	1309
%	100	9.5	90.5	63.0	1.0	35.9
2015	5040	478	4562	3148	52	1837
%	100	9.5	90.5	62.5	1.0	36.4
2016	7244	820	6424	4663	47	2533
%	100	11.3	88.7	64.4	0.6	35.0

Graph 1: Reported adult perpetrators of domestic violence, by types of decision and sex, 2012 and 2016 (%)



IV ACCUSED AND CONVICTED PERSONS

Table 3: Accused adult perpetrators of domestic violence, by sex and types of decision, 2012-2016

	Total			Pronounced guilty	Not pronounced guilty
	Accused adult perpetrators	Women	Men		
2012	1827	110	1717	1472	355
%		6.0	94.0	80.6	19.4
2013	2024	137	1887	1532	492
%		6.8	93.2	75.7	24.3
2014	2215	158	2057	1712	503
%		7.1	92.9	77.3	22.7
2015	2104	122	1982	1778	326
%		5.8	94.2	84.5	15.5
2016	2386	138	2248	2065	321
%		5.8	94.2	86.5	13.5

Graph 2: Convicted adult perpetrators of domestic violence, by pronounced criminal sanctions and sex, 2012 and 2016(%)

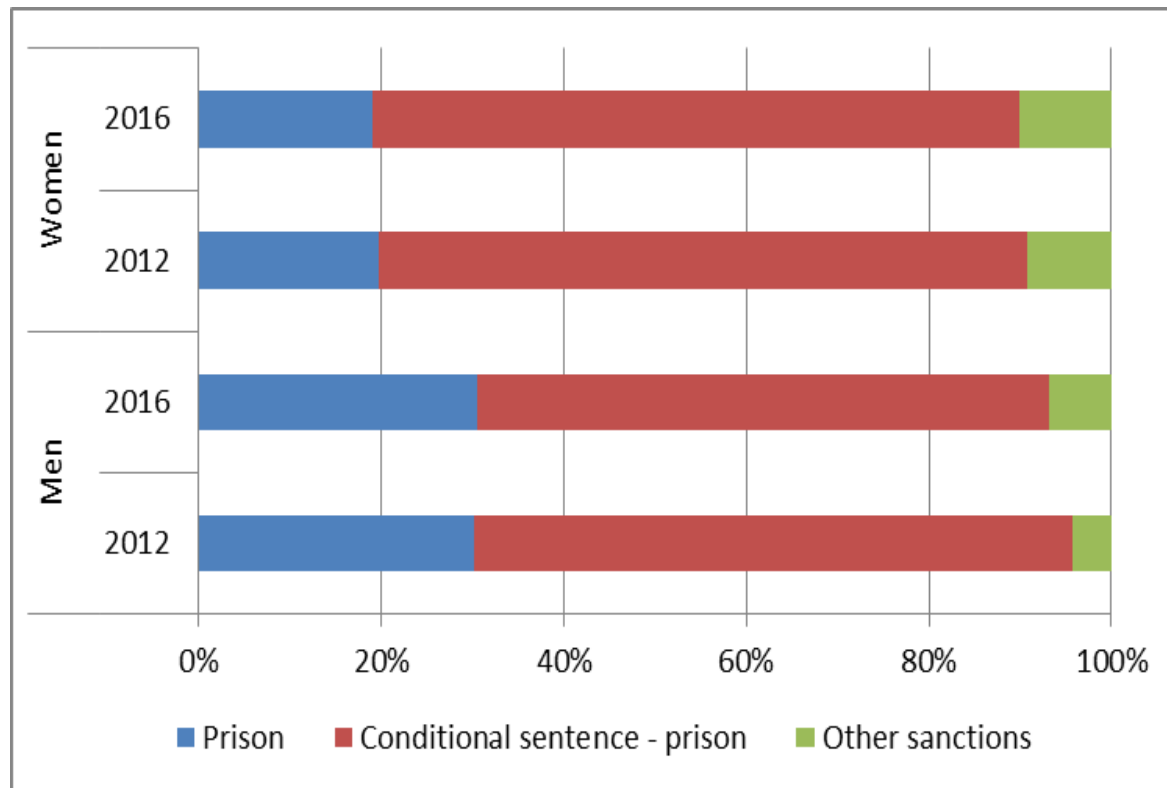


Table 4: Convicted adult perpetrators of domestic violence, by sex and pronounced criminal sanctions, 2012 -2016

	Total	Women	Men	Prison	Fine	Conditional sentence	Other penalties
2012	1472	76	1396	436	33	970	33
%		5.2	94.8	29.6	2.2	65.9	2.2
2013	1532	81	1451	533	8	977	14
%		5.3	94.7	34.8	0.5	63.8	0.9
2014	1712	98	1614	634	13	1041	24
%		5.7	94.3	37.0	0.8	60.8	1.4
2015	1778	81	1697	483	8	1193	94
%		4.6	95.4	27.2	0.4	67.1	5.3
2016	2065	100	1965	620	17	1301	127
%		4.8	95.2	30.0	0.8	63.0	6.2

V VICTIMS

Table 5: Victims of convicted adult perpetrators of domestic violence crime, by sex and age, 2012-2016 (%)

	Sex		Age		
	Women	Men	Children under 14 years of age	Minors aged 14–18	Adult aged 18 and over
2012	74.9	25.1	4.5	5.4	90.1
2013	78.0	22.0	5.3	4.6	90.1
2014	77.7	22.3	3.5	3.1	93.3
2015	75.5	24.5	4.1	3.5	92.5
2016	77.3	22.7	2.5	3.1	94.4

Table 6: Victims of the crime of domestic violence, by age and sex, 2012 and 2016

	2012		2016	
	Women	Men	Women	Men
Total	2971	866	4915	1410
Up to 13 years	83	83	94	83
14-17	98	55	127	60
18-20	95	30	143	53
21-30	497	102	827	165
31-40	712	96	1158	152
41-50	580	80	1032	188
51-60	473	191	715	240
60+	433	229	819	469

Source: Ministry of the Interior.

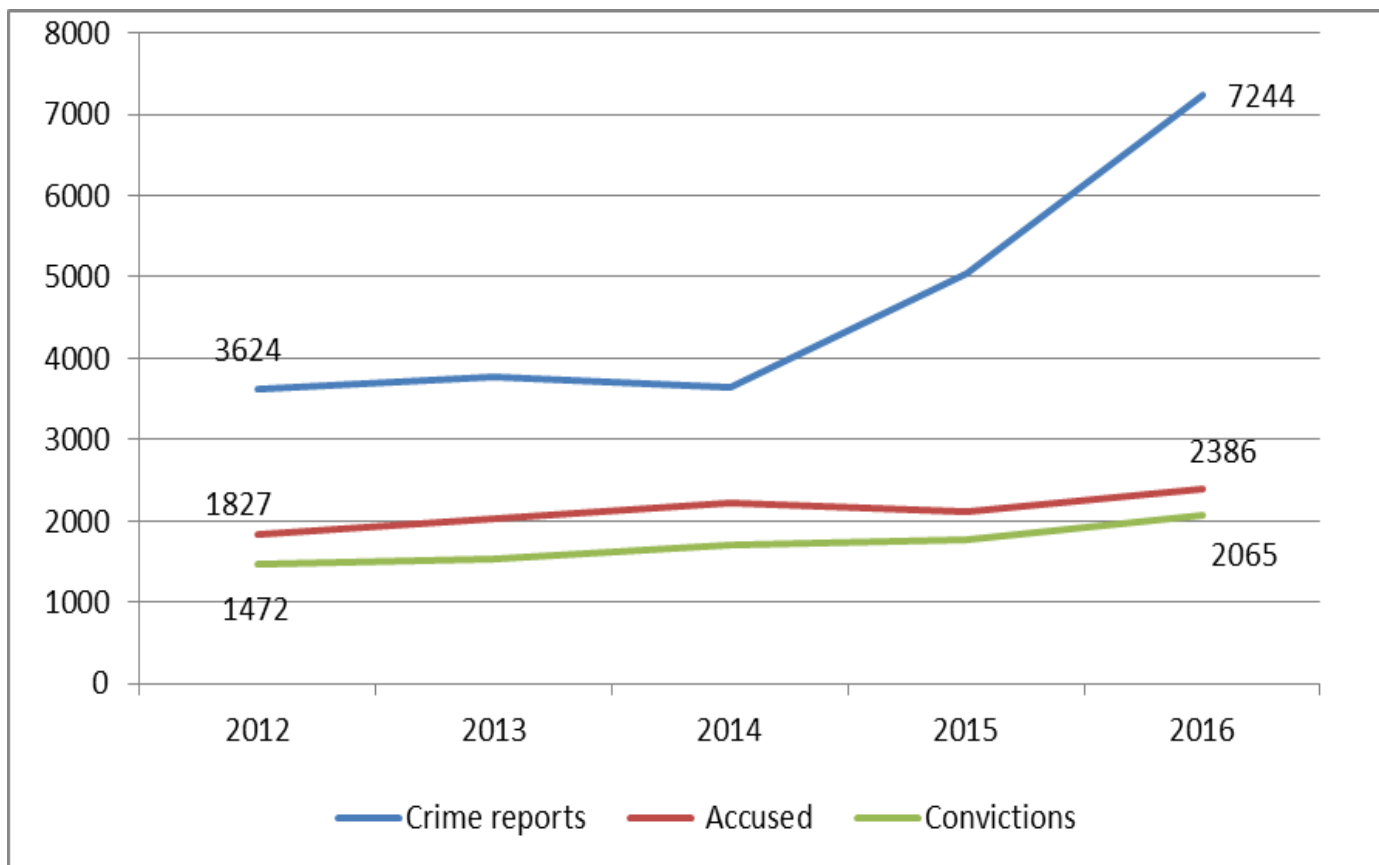
Table 7: Beneficiaries of Centre for social work – victims of domestic violence, by dominant type of violence, age and sex, 2016 (%)


	0-17 years		18-25		26-64		65+	
	Girls	Boys	Women	Men	Women	Men	Women	Men
Total	100	100	100	100	100	100	100	100
Physical violence	29	32	53	52	56	61	49	48
Sexual violence	4	1	3	1	1	0	0	0
Psychological violence	25	22	35	32	39	35	39	36
Negligence	34	37	5	8	1	1	7	11
Economic violence	0	0	2	4	2	1	4	4
Other	8	8	2	3	1	2	1	1

Source: Republic Institute for Social Protection.

VI CONCLUSION

Graph 3: Crime reports, accused and convicted adult perpetrators of domestic violence, 2012-2016




- 
- The data indicate the fact that on yearly basis (Graph 3) the appearance of various forms of domestic violence is on the increase. The crime of domestic violence is one of the top ten criminal offences. The number of adult perpetrators of domestic violence, against whom the procedure at the public prosecutor's office was completed in 2016, is twice higher than in 2012. In the observed five-year period, 8559 persons were convicted of domestic violence, of which 8123 were males. In 76% of cases, victims of domestic violence were females. The data show that conditional sentence was mostly imposed (in 64% of the cases), while in 31.8% of the cases the perpetrators were sentenced to unconditional imprisonment.
 - In recent years, in the Republic of Serbia, a series of campaigns launched by NGOs, as well as the actions and measures taken by the Ministry of Justice and the Ministry of the Interior, have contributed to raising awareness and strengthening attitudes about the unjustified tolerance to violence and the importance of protecting victims of domestic violence. The increased number of crime reports cannot be regarded exclusively as an increase in the crime of domestic violence, but is also the result of awareness-raising, both regarding victims and citizens, of the importance of preventing this kind of violence.



- All forms of violence that endanger or violate the physical, psychological and moral integrity of a person represent a violation of one of the fundamental human rights contained in the United Nations Universal Declaration of Human Rights, which is the right to life and security.



Thank you!



Statistical Office of the Republic of Serbia
Unit for Justice and Gender Statistic
Belgrade, Milana Rakića 5

Prepared by:

Vesna Zajc vesna.zajc@stat.gov.rs
Dragana Nikolic dragana.nikolic@stat.gov.rs