



Statistical Office of the Republic of Serbia

# Time Use surveys in Serbia

Belgrade, Serbia  
November, 2017

# Time Use surveys in Serbia

- Time Use survey – TUS

- Conducted in 2010

- In line with HETUS recommendations, four questionnaires

- Core variables in questionnaires

- Diary: activities coded by coders

- Sample size: 2340 hh's

- Household response rate\*: 79.7

\* Number of completed household interviews/total number of households in the sample

- Light Time Use survey – LTUS

- Conducted in 2015

- In line with HETUS recommendations, three questionnaires

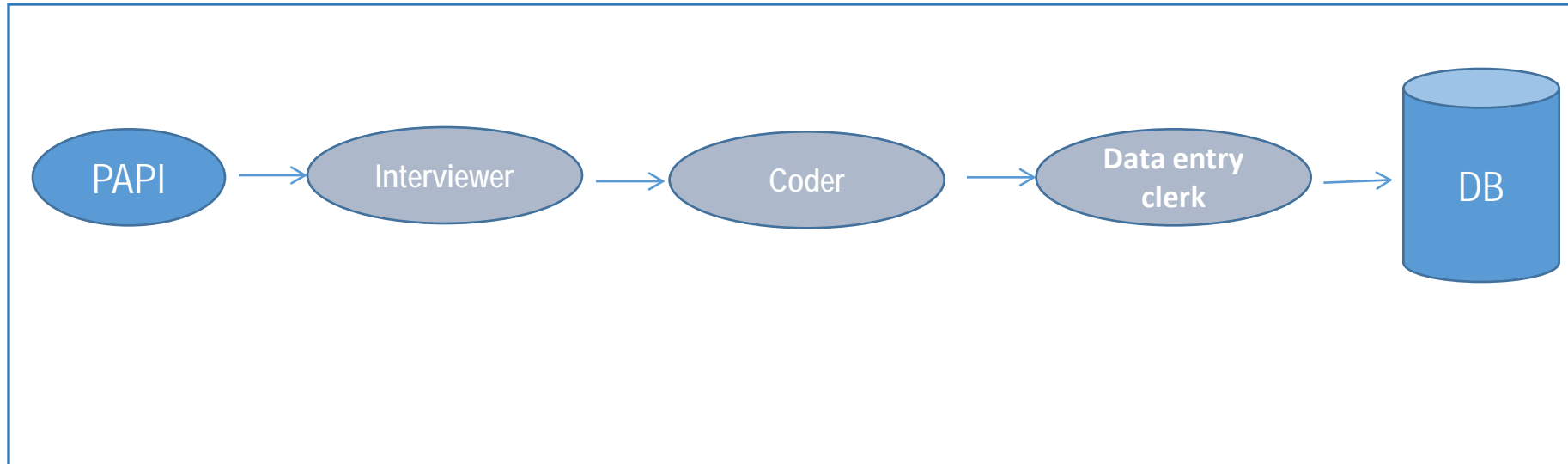
- Core variables in questionnaires

- Diary: pre-coded activities

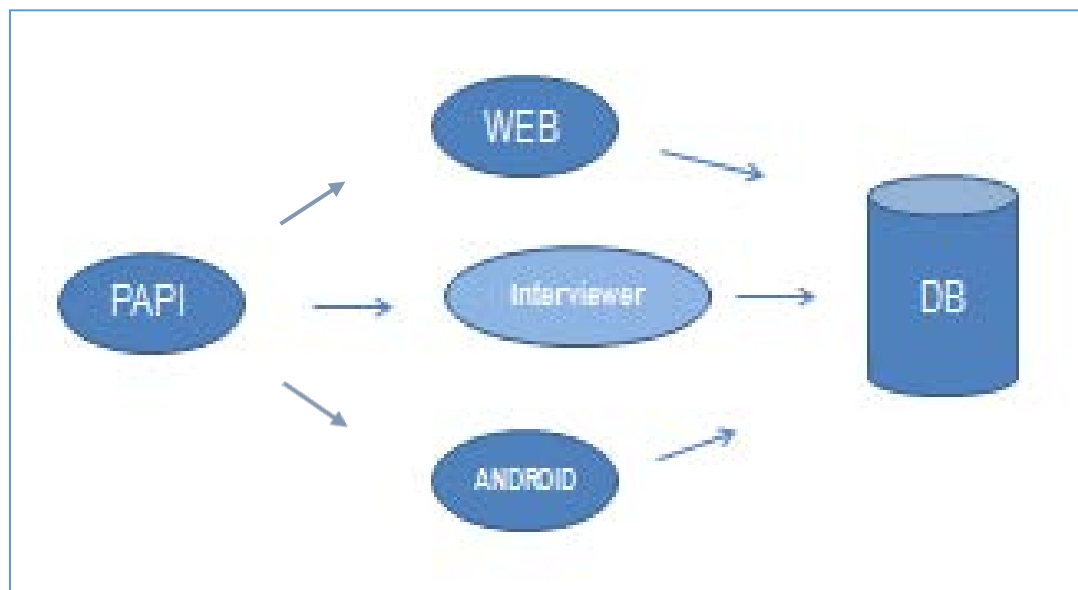
- Sample size: 1280 hh's

- Household response rate: 64.8

# TUS Diary route - 2010



# LTUS Diary route - 2015



## A. Daily working activities by age groups and sex

---

- When looking at the paid work of the working-age population (15-64 yrs.), in Serbia in period 2010-2015, we note that it has been slightly decreased, by three minutes for women, and nine minutes for men. Specifically, in 2015 young women aged 15-29 spent 17 minutes less on paid jobs, while young men worked 36 minutes less than in 2010.
- It is interesting that data from the National Employment Service shows that there has been a slight increase in unemployment among young (15-29 yrs.) women, and a decrease in the rate from 45 to 40 among young men in five years period 2010-2015.

## B. Daily activities by type of settlement and sex

---

- The difference in unpaid work between women in urban and other settlements is more than one school class period in favour of women from other settlements and it has increased years for more than an hour. Namely, in 2010 women from other settlements worked on unpaid jobs 47 minutes longer than women from urban areas, and this difference increased by a one-third within five years.
- The total work done by women living in urban areas and other settlements during the day differs. Thus, 37% of the total work of women from urban settlements are carried out in paid employment, while this percentage is slightly lower for women in other areas and amounts to 32% according to the 2010 survey data. Five years later, the percentage of paid in total work also increased slightly for women from urban areas, while the percentage of paid work from other settlements remained almost the same.

## C. Daily activities by type of the day and sex

---

- Women of working age (15-64 years) spent in 2010 almost the same time on paid jobs on working days when compared to 2015 (2 minutes longer), but the time spent in paid jobs on non-working days decreased by a quarter of an hour.
- On the other hand, women's unpaid work has been reduced by 16 minutes in these 5 years on weekdays, and for non-working days it is even slightly extended (for 3 minutes).
- Men in Serbia worked 10 minutes less in 2015, then in 2010 on paid jobs on weekdays, and on weekend days 7 minutes shorter, which may indicate changes in male work engagement.
- When it comes to unpaid work, men worked 11 minutes less on a working day compared to a survey conducted five years ago, while weekend work lasted 13 minutes longer.

## D. Daily activities by professional status and sex

- The participation of self-employed persons decreased slightly more for men than for women, but the indicative growth of inactive persons was also higher among men (4.1, to 5.9 index points).
- Employed women spent 13 minutes shorter on paid job in a repeated survey, but for self-employed women it was 38 minutes shorter. The duration of the paid job for men categories remained unchanged.
- In 2015, the paid job was increased for unemployed and inactive persons. Thus, unemployed women worked longer than 40 minutes, and inactive more than 10 minutes. On the other hand, unemployed men spent more than 50 minutes on paid jobs than in 2010, and inactive men 36 minutes.





## D. Daily activities by professional status and sex <sup>2</sup>

- As for women, unpaid job has increased in 2015 only in the category of employed women, a little less than a quarter of an hour, while the other three categories show a decrease of time, highest being for unemployed women - more than 50 minutes.
- When speaking about the men, only unemployed men recorded a slightly longer duration of unpaid activities (about 20 minutes), while inactive persons had a half an hour reduction.



## D. Daily activities by professional status and sex <sup>3</sup>

---

- The economic crisis has affected the changes in employment in Serbia. Thus, the employment rate of the population aged 15-64, after a long period of decline, has seen an increase between 2010 and 2015, and this is somewhat little higher for women than men. On the other hand, the unemployment rate is decreasing, and this is slightly higher for men than for women.
- Overall, the amount of paid and unpaid work by categories of professional status remains almost the same, except for categories of self-employed women and unemployed men.
- Self-employed women worked longer in total work for almost an hour in 2010, mostly on paid jobs. On the other hand, unemployed men worked 70 minutes less in total work in 2010, mostly for paid jobs, too.

## E. Daily activities by educational level and sex

---

- When observing the paid work of working-age persons by level of education, in five years, women with elementary or lower education had a reduction in paid work for 24 minutes, while men spent 55 minutes less on paid jobs.
- Women with secondary education spent almost the same time on paid activities, while men had 20 minutes less than in the previous survey in 2010.
- Women with high and higher education spent on average ten minutes less on paid work, while for men this survey confirmed that education was worthwhile and men have recorded an hour and a half more time in paid work than five years earlier.

## E. Daily activities by educational level and sex <sup>2</sup>

---

- As for the unpaid work, only women with higher and high educational level had an increase in time spent in these activities for a symbolic 3 minutes.
- All other respondents, regardless of the level of education or sex, had a decrease in time spent on unpaid work. The highest was among women with the lowest education, and the least for men with secondary education.

# Paying the unpaid work

- During the summer 2017, one Serbian mam put on the paper calculation for her work for her own children, with the final conclusion:  
“If you thought that I love to be a servant, you made a mistake”.



- Her really modest prices you can see on the next slide and don't omit to notice her lovely signature!

<http://www.yumama.com/vesti/zanimljivosti/23643-cenovnik-mame-nasmejao-region-ako-ste-mislili-da-volim-da-budem.html>

# Prize list for unpaid work

ЦЕНОВНИК  
- МОЈЕ УСЛУГЕ КОШТАЈУ ОВОЛИКО:

- \* УНОШЕЊЕ ОБУЏЕ НА ТЕРАСУ - 50.00
- \* СЛАГАЊЕ ОБУЏЕ У ОРМАР - 50.00
- \* СЛАГАЊЕ ОДЕЖЕ - 200.00
- \* РАСПРЕМАЊЕ КРЕВЕТА - 100.00
- \* СКУПЉАЊЕ ШОЉИЦА ЗА КАФУ - 50.00
- \* СКУПЉАЊЕ ОСТАЛИХ СТВАРИ - 50.00


---

ЗНАЧИ, УКУПНО 500.00  
НА ДАН!!!

- КО ВОЛИ, НЕК ИЗВОЛИ!  
- АКО СТЕ МИСЛИЛИ ДА ВОЛИМ  
ДА БУДЕМ СЛУГА, ПРЕВАРИЛИ  
СТЕ СЕ!  
МАМА ♡



50 RSD



200 RSD

100 RSD



Total per day:  
500 RSD = 4.2 €



## As a conclusion

---

- Two surveys on time use provided information about small changes in time spending on different activities of the Serbian population in 2010 and 2015.
- Paid work decreased during the five-year period and only 65+ generation, both sexes, reported more time spent in paid work than others. This can be explained by a smaller rate of employment as an effect of the economic crisis and greater engagement in agricultural activities of the elderly, that was proved by the data presented by type of settlement.
- Two surveys pointed out the increase in time spent in leisure activities for the entire population, regardless the gender and age. Time spent on personal care was reduced for all categories except for young men.

## As a conclusion <sup>2</sup>

- All in all, the light version of Time Use survey in Serbia succeeded in bridging the gap between two main surveys in providing gender indicators and also helped SORS to get an invaluable experience in using new technology for conducting the survey.
- Naturally, because of its design, LTUS could not provide data about the secondary activities, information that concern with whom activity was conducted and more precise information about the activities on the lower HETUS level.



# Acknowledgements

---

- Swedish International Development Agency (SIDA) and Statistics Sweden (SCB) showed a very high level of cooperation and rendered fruitful support in the work on TUS and LTUS projects.
- They have provided to the SORS financial assistance for field activities and gave us an immeasurable richness in knowledge and experience.

• <http://pod2.stat.gov.rs/ObjavljenePublikacije/G2016/pdfE/G20166006.pdf>



# Thank you for your attention!

**Dragana Djokovic-Papic & Jovanka Stojanovic**

Division for Social Indicators, Justice and Gender statistics

**Statistical Office of the Republic of Serbia**

[ddjokovic\\_papic@stat.gov.rs](mailto:ddjokovic_papic@stat.gov.rs)

[jovanka.stojanovic@stat.gov.rs](mailto:jovanka.stojanovic@stat.gov.rs)