

# How to improve dissemination of gender statistics

Helena Löf  
Statistics Sweden





# Agenda

- Statistics Sweden and gender statistics
- Women and men in Sweden- facts and figures
- Users
- Compromising and selection
- Examples



# Start of Statistic Swedens history

- 1686 Parish Register Act and church books
- 1749 Office of Tables starts populations statistics for the whole country
- 1858 Statistics Sweden is established





# Today

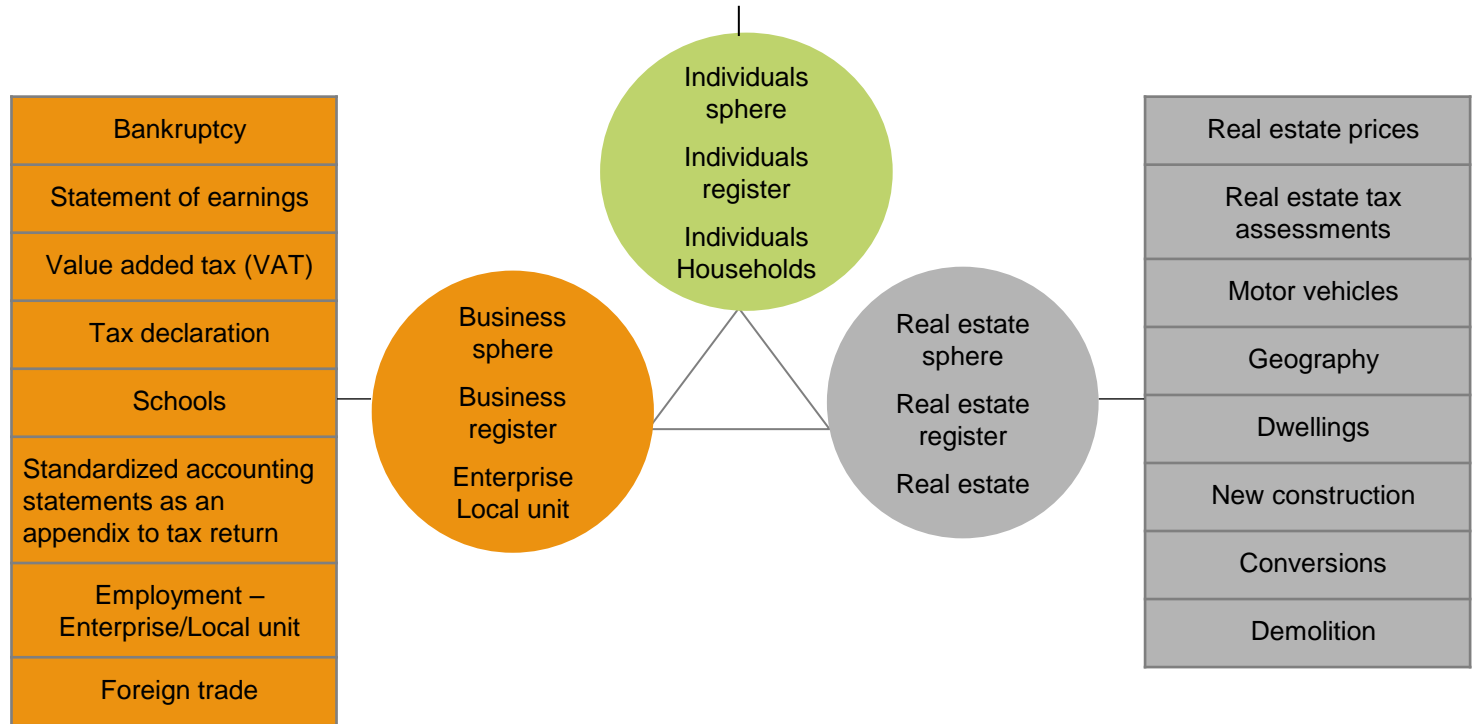
- 1960 Centralization of public statistics to Statistics Sweden starts
- 1994 Responsibility for some areas of statistics is decentralized to 25 authorities
- 2002 The council for official statistics





# Statistics Sweden's data storage

|               |                     |                          |
|---------------|---------------------|--------------------------|
| Labour market | Household finances  | Living Conditions        |
| Population    | Income and taxation | Employment - individuals |
| Democracy     | Integration         | Education                |



# Gender statistics at Statistics Sweden

- Coordinates, compile and publishes statistics.
- No own data collection.



# Gender statistics at Statistics Sweden

- Produce the publication 'Women and Men in Sweden – facts and figures'
- Updating figures to the thematic area about gender statistics
- Support the development of a gender aspect within statistics
- Carry out yearly studies on how relevant products comply with §14 in the Official Statistics Ordinance (2001:100)



# Disaggregated by sex

- Women and men, girls and boys, should all be visible in the statistics
- All statistics related to individuals must be collected, analyzed and presented by sex
- Sex should be a primary classification throughout the statistics





# Disaggregated by sex is a prerequisite , but not enough ...

- ... as a base for gender analysis . For this purpose is it also necessary to have statistics that highlight gender issues.



# Women and men in Sweden – facts and figures





# Users

- Who are your users?



# Fourth World Conference on Women 1995

- Platform for Action
- statistics related to individuals are collected, compiled, analyzed and presented by sex.



# Platform for Action, Section 207 a and b

- Ensure the regular production of a statistical publication on gender that presents and interprets topical data on women and men in a form suitable for a wide range of non-technical users;



# Non-technical users

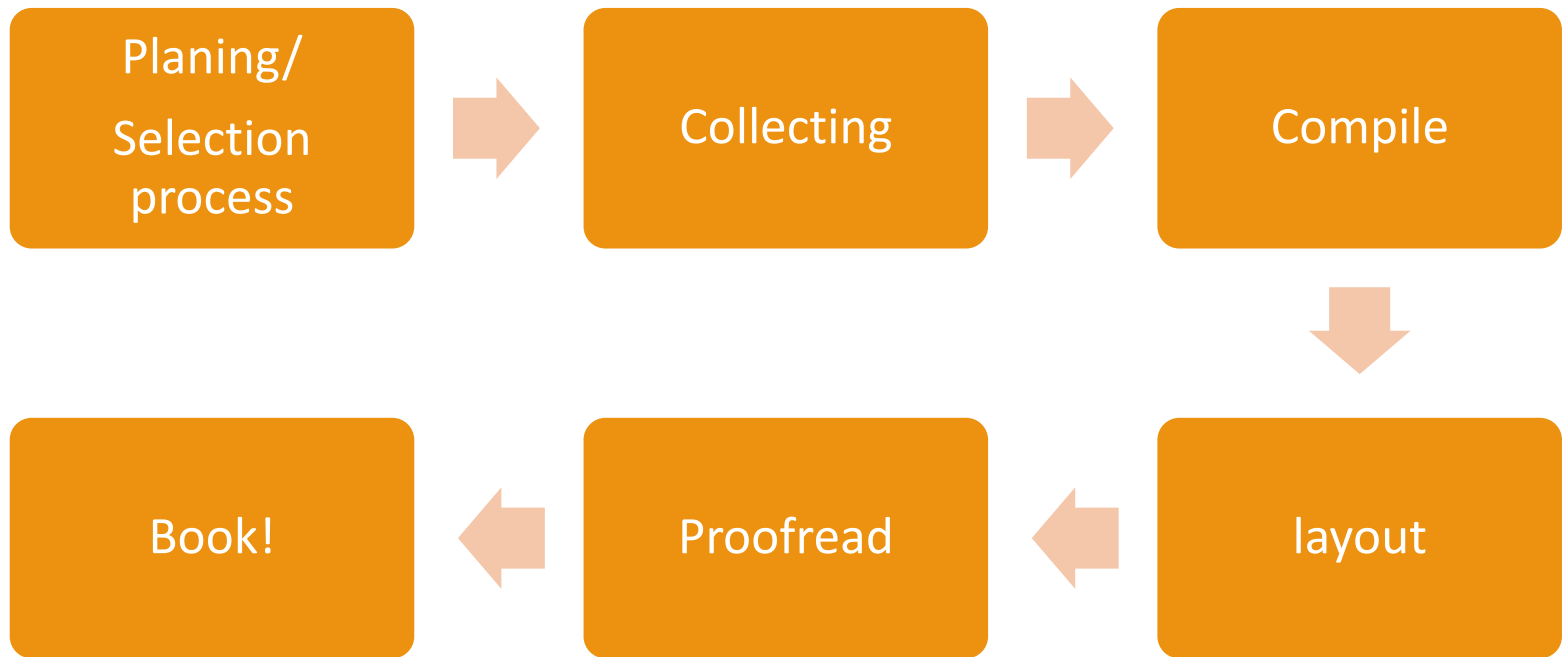




# Producing Women and men in Sweden

Statistics Sweden

Statistiska centralbyrån



See [WWW.SCB.SE/LE0201](http://WWW.SCB.SE/LE0201) for previous editions and more information

**30**  
years!  
1984–2014





# Compromising

- Simple but not wrong



*Picasso*

simple is hard

*Martin Scorsese, Filmmaker*



## Board members by function in limited companies 2011

*Percentage, number and sex distribution (%)*

| Function                | Percent |         | Sex distribution |       |
|-------------------------|---------|---------|------------------|-------|
|                         | Women   | Men     | Women            | Men   |
| Chairperson             | 4       | 13      | 13               | 87    |
| Board members           | 26      | 47      | 20               | 80    |
| Deputy members          | 60      | 22      | 56               | 44    |
| Employee representative | 2       | 2       | 28               | 72    |
| Managing Director       | 5       | 14      | 14               | 86    |
| Other                   | 3       | 2       | 35               | 65    |
| Total                   | percent | 100     | 100              |       |
|                         | number  | 164 200 | 361 400          | 31 69 |

Source: Labour statistics based on administrative register (RAMS), Statistics Sweden, Swedish Companies Registration Office

The most common function for women on boards is deputy member, the most common for men is board member.



# The Building Blocs of the Basic Table

Statistiska centralbyrån  
Statistics Sweden

## Percentage distribution

|        | Women | Men |
|--------|-------|-----|
| Cat. 1 | ↓     | ↓   |
| Cat. 2 |       |     |
| Cat. 3 | ↓     | ↓   |

100 %      100 %

## Sex distribution

|        | Women | Men |      |
|--------|-------|-----|------|
| Cat. 1 | →     | →   | 100% |
| Cat. 2 | →     | →   | 100% |
| Cat. 3 | →     | →   | 100% |



## Boards and management in listed companies 2013

*Number and sex distribution (%)*

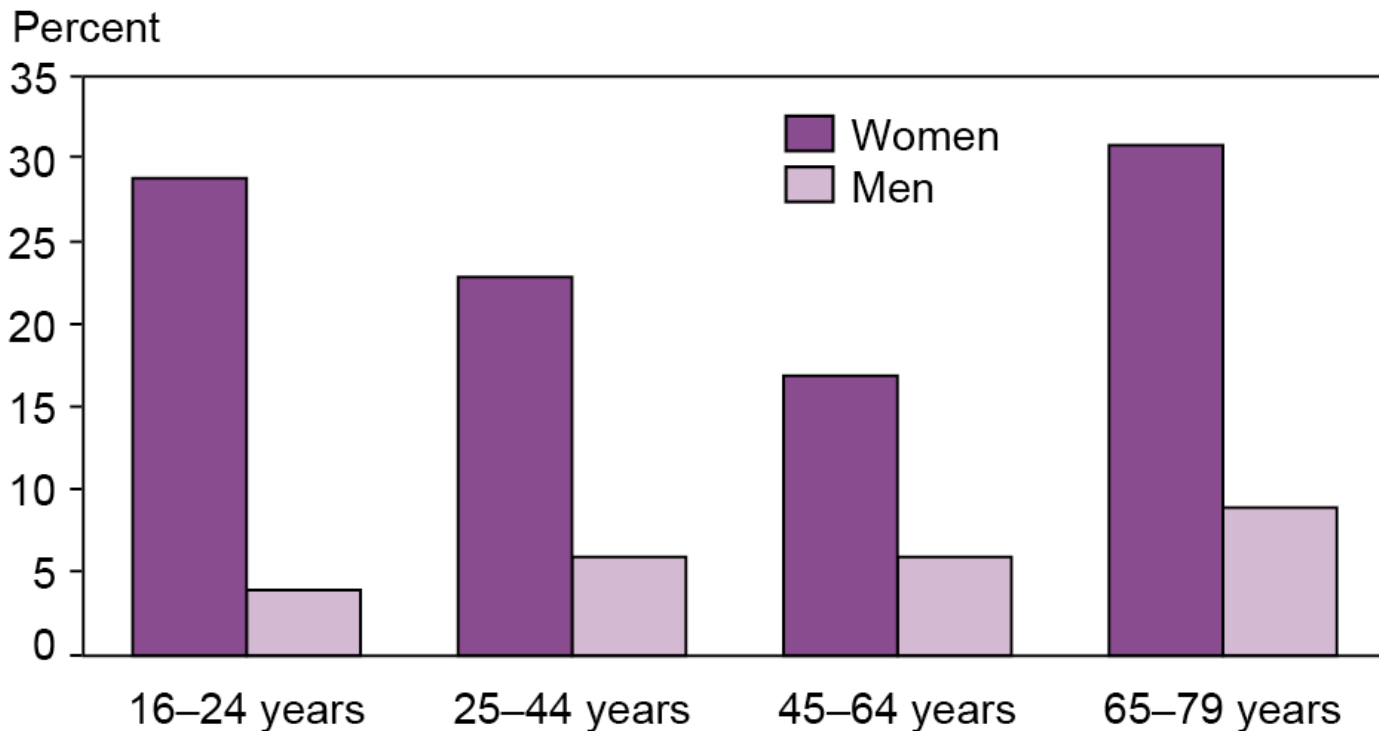
|                   | Number |       | Sex distribution |     |
|-------------------|--------|-------|------------------|-----|
|                   | Women  | Men   | Women            | Men |
| Chairperson       | 11     | 220   | 5                | 95  |
| Managing Director | 14     | 217   | 6                | 94  |
| Board members     | 359    | 1 157 | 24               | 76  |

Source: Styrelser och revisorer i Sveriges börsföretag 2012–2013 SIS Ägarservice AB  
(Boards and auditors in Sweden's listed companies)

5 percent of chairpersons were women. This is the same as in 1999.

## Persons who do not feel safe when out at night, by age 2013

*Proportion (%) of age group*

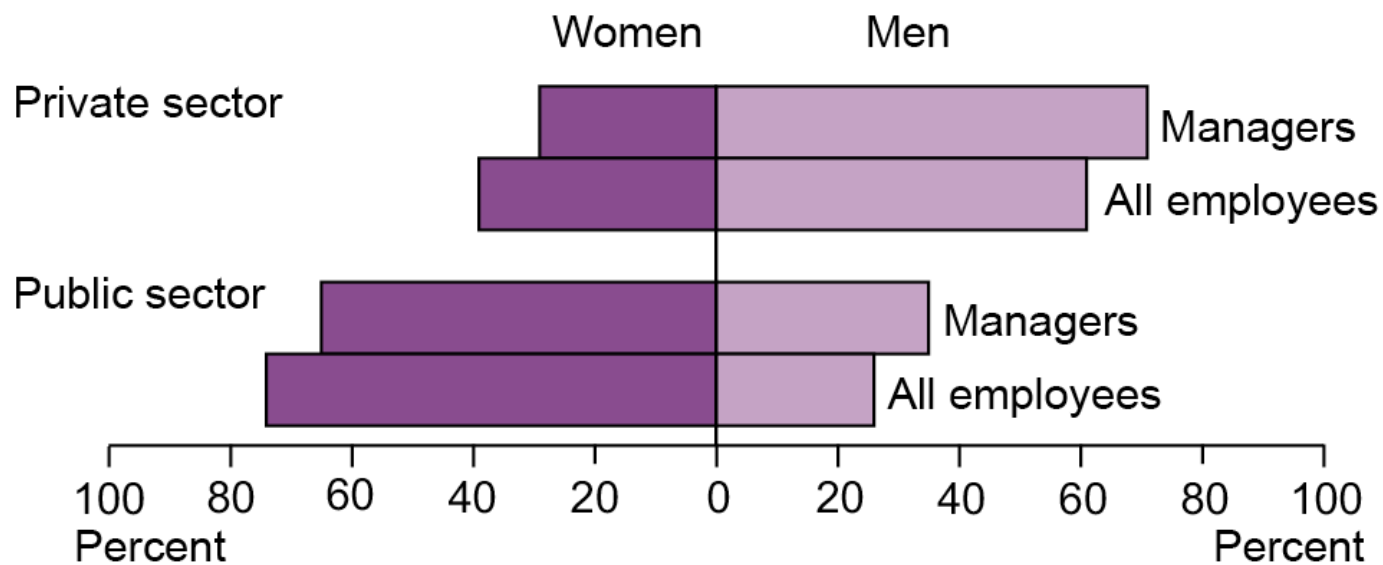


Source: The Swedish Crime Survey, National Council for Crime Prevention



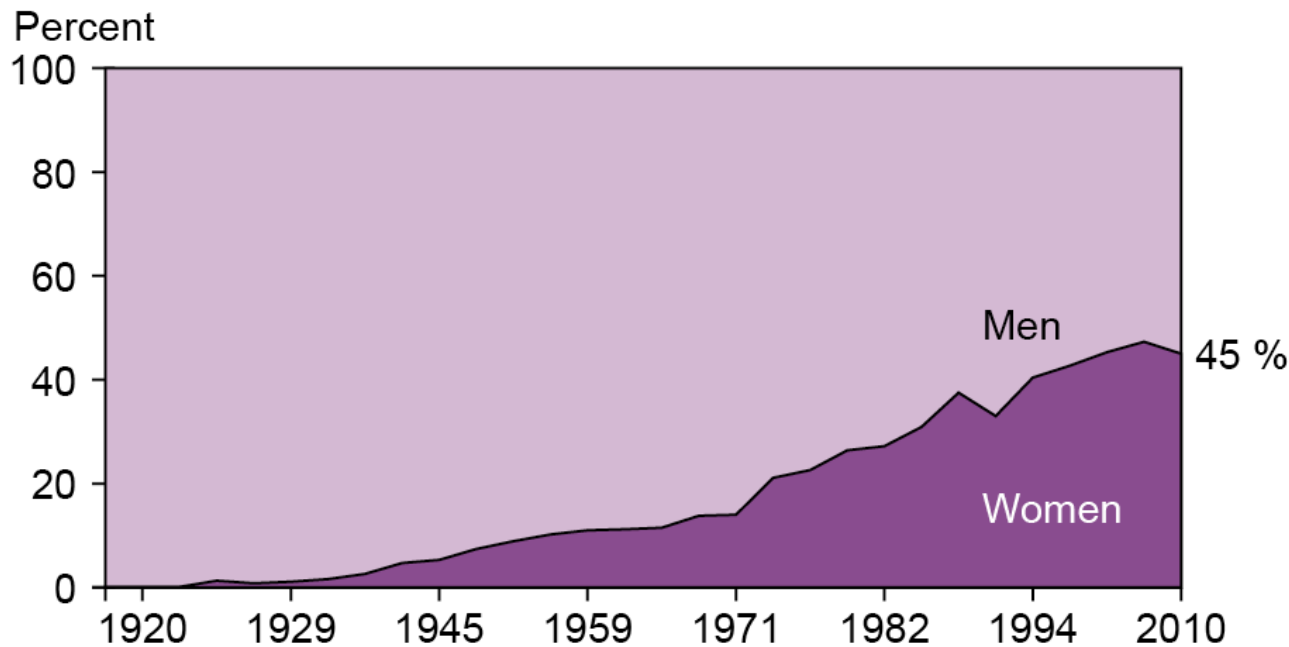
## Managers and total employees in private and public sector 2012

*Sex distribution (%)*



Source: Wage and salary structures, National Mediation Office and Statistics Sweden

## Compositions of Parliament 1919–2010



Source: Secretariat of the Chamber, Swedish Parliament

In 1994 the sex distribution in the Swedish Parliament became even among the members, 40 percent women and 60 percent men. It was most even after the 2006 election with 47 percent women and 53 percent men.



# Summary

- Who are your users?
- Non-technical users (PfA)
- Compromising- simple but not wrong
- Examples





Any questions?



# Thank you!

[helena.lof@scb.se](mailto:helena.lof@scb.se)

