

SUSTAINABLE DEVELOPMENT GOALS

Gender Statistics

UNECE Workshop on Gender Statistics
Vilnius, Lithuania, 30–31 May 2016



Overview of Gender Statistics in Moldova

- Production of new gender indicators by implementing of new data sources;
 - Time Use Survey, Violence against Women, Child labour, etc.
- Improvement of dissemination and communication of gender statistics;
 - User friendly format, online StatBank, public-private partnership in developing analytical reports, etc.
- Strengthen the dialog between users and data producers.
 - Statistical literacy of gender focal point, development of gender indicators, users satisfaction survey.

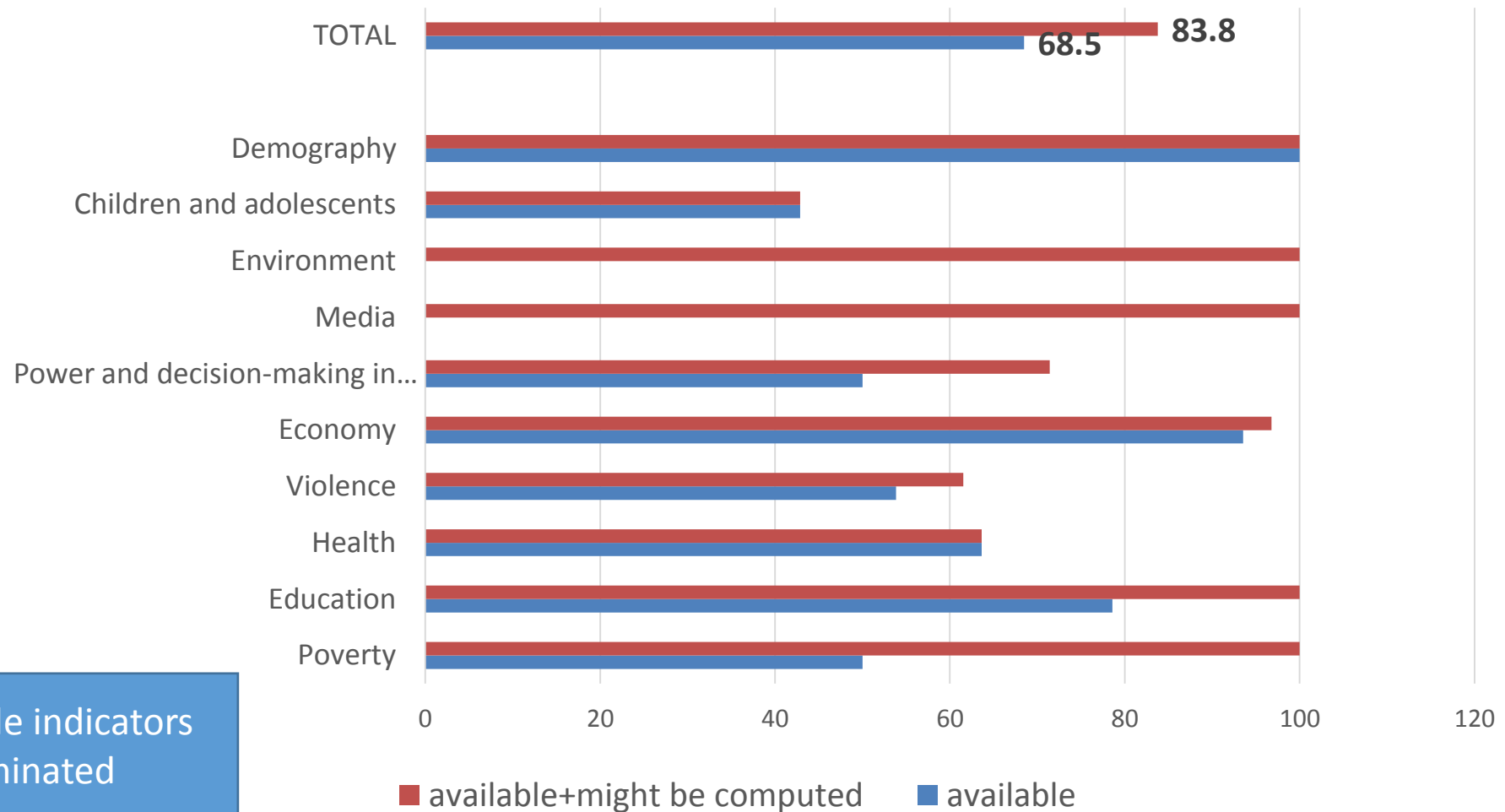


Moving from MDG to SDG

- Production of gender statistics aimed to ensure availability of missed indicators: dedicated surveys and less to improve existing data sources.

Time Use Survey	Violence against women	Agricultural Census	Child labour	Women entrepreneurship
<ul style="list-style-type: none"> • MDG - • UNECE + • National policies + • SDG + 	<ul style="list-style-type: none"> • MDG - • UNECE + • National policies + • SDG + 	<ul style="list-style-type: none"> • MDG - • UNECE + • National policies + • SDG + 	<ul style="list-style-type: none"> • MDG - • UNECE + • National policies + • SDG + 	<ul style="list-style-type: none"> • MDG - • UNECE + • National policies - • SDG +

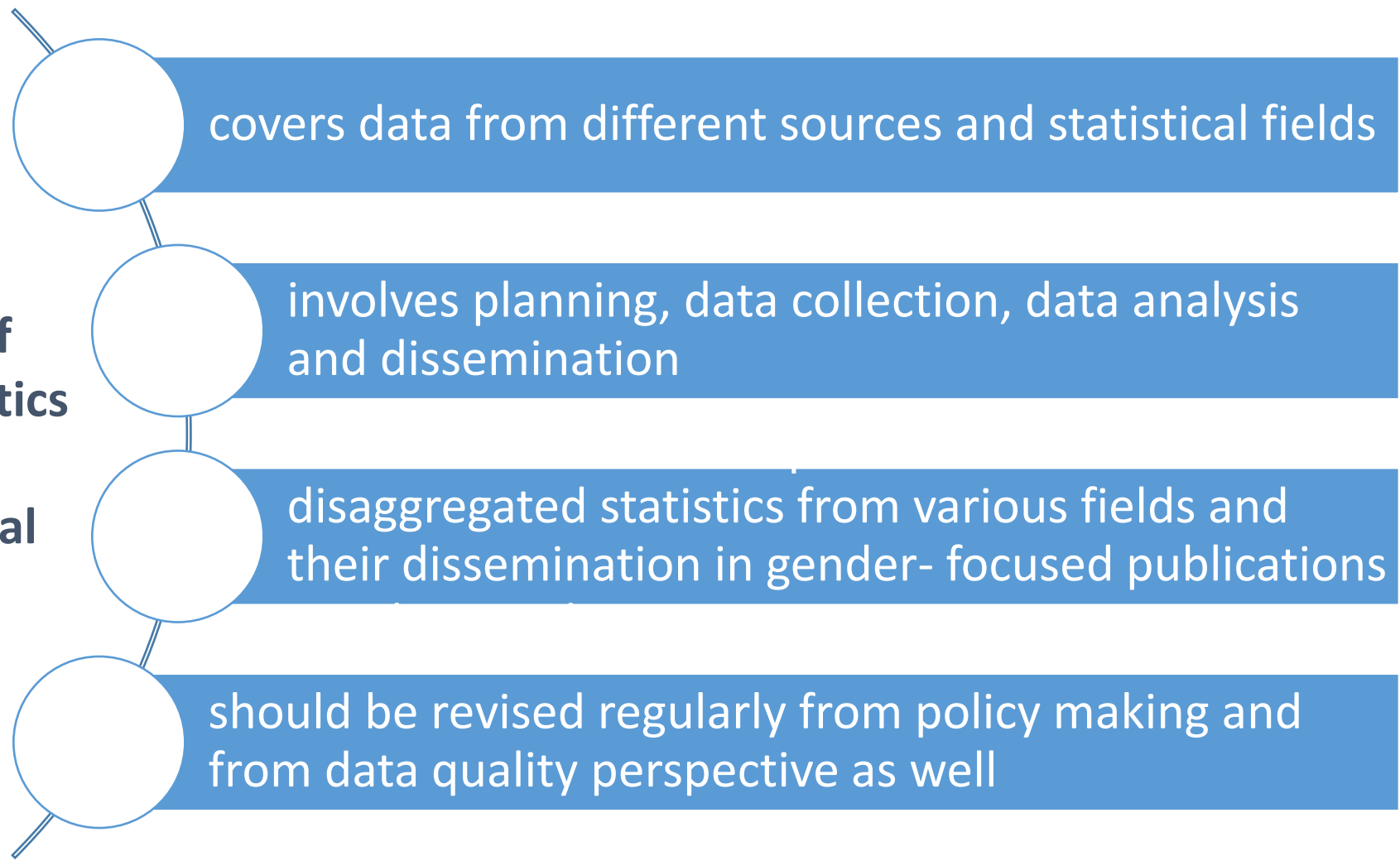
Overview of UNECE gender inequality indicators



55% of available indicators are disseminated



Production of gender statistics concerns the entire national statistical



Mechanism to ensure production of gender statistics

Law of Official Statistics

National Development Strategy of Statistical System

NSS Coordination Committee

Donors coordination

Annual Statistical Program

- Strengthening the role of NBS as a coordinator of official statistics;
- Extend the access to administrative data;
- Methodology standardization of all data producers;
- Quality management;
- Gender statistics is one of the strategic objective of “improvement of data production” in 2016-2020

- Prioritization and avoiding of duplications
- More focused on specific needs of statistical production

- Level of disaggregation for indicators produced by every producers of official statistics



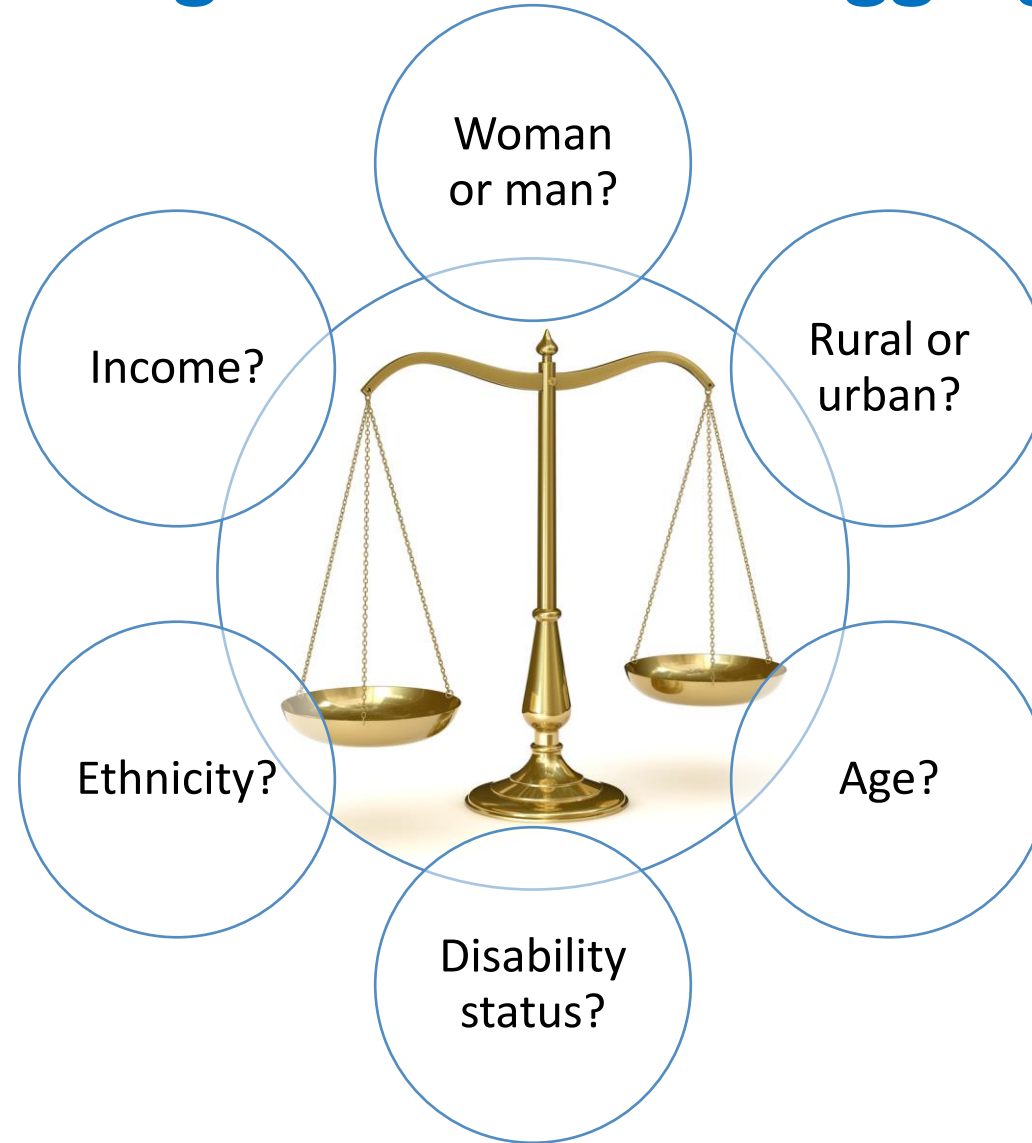
Challenges of SDGs: disaggregation!

HOW?

WHO?

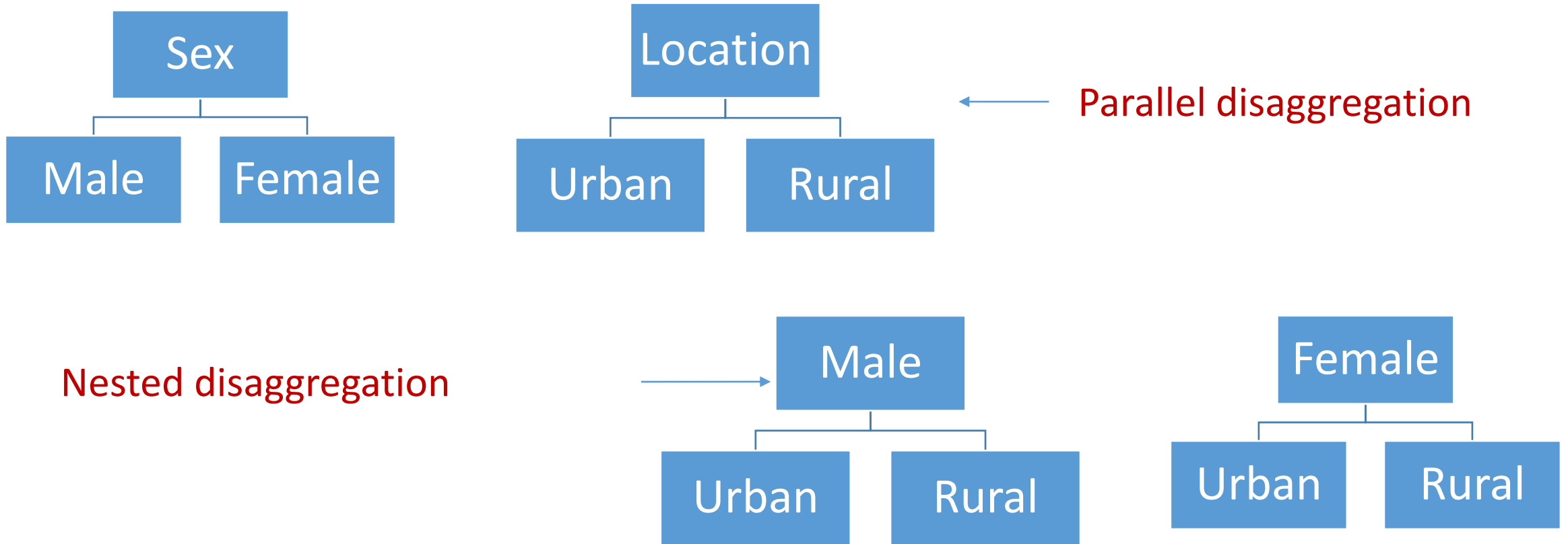
HOW FREQUENT?

QUALITY ASSURANCE?



Challenges of SDGs: disaggregation!

Proportion of population below the international poverty line,
by **sex, age, employment status and geographical location**
(urban/rural)



Experience with data disaggregated by sex

In 2008 a harmonized set of indicators in a gender sensitive manner has been developed in the context of MDGs:

- full set: 209 indicators, of which 101 are available, 53 need some adjustment, and 55 are not available
- short set: 118 indicators, of which 15 are partially available (data collection mechanism should be adjusted)

NO DATA COLLECTION

NO DATA USE

In 2012 the initial set of indicators has been revised according to the 8 main strategic objectives of National Program on Ensuring Gender Equity (NPEGE) for 2010-2015:

- main indicators: 36 indicators
- additional indicators: 123 indicators, of which 65 are available, 30 need some adjustment, and 25 are not available.

IN 2015 FIRST WAVE OF DATA COLLECTION

LIMITTED DATA USE



Experience with data disaggregated by sex

- NO CLEAR DEFINITION;
 - LACK OF METADATA;
 - LACK OF UNDERSTANDING ON “DEEPNESS” OF DISAGGREGATION LEVEL
 - LACK OF COORDINATION BETWEEN USERS AND PRODUCERS;
 - NO LEADERSHIP.
-
- Share of pensioners in the total population, **by sex, residence area and beneficiary categories**



Next Steps on SDGs

Starting point:

- Government decision on establishment of SDG committee under the leadership of State Chancellery;
- Nationalization/localization starting with June 2016;
- Identifying main stakeholders;
- Data gap analysis and prioritizing of data production;
- Establishment of monitoring and evaluation framework.

IMPORTANT!

- Data/Monitoring included in agenda – goal 17
- Statistical community involved from the beginning



SUSTAINABLE DEVELOPMENT GOALS

Thank you for your attention!

ala.negruta@statistica.md

