

**UNITED NATIONS ECONOMIC COMMISSION FOR EUROPE
CONFERENCE OF EUROPEAN STATISTICIANS**

Second UNECE Expert Group Meeting on Measuring Violence against Women
(Geneva, 18-19 November 2010)

Agenda item 10

SURVEY MODULE ON VIOLENCE AGAINST WOMEN

Draft report on pilot survey carried out in Armenia in 2010

National Statistical Service of the Republic of Armenia

1. INTRODUCTION

1.1 Context

Testing of a survey module on violence against women is a study carried out within the framework of the United Nations Development Account project “Enhancing capacities to eradicate violence against women through networking of local knowledge communities” and aims, among others, at improving statistical data and indicators of violence against women. This is an interregional project that coordinated by the United Nations Economic Commission for Latin America and the Caribbean, involves the development and testing of a survey module to collect data on a set of core indicators approved by the United Nations Statistical Commission in February 2009.

UNECE is leading this activity and has developed the survey module and the methodological guides for its implementation. Before recommending the module for international use, it has to be tested. The testing must assess the effectiveness of the module for collecting data on violence against women, as well as of the associated procedures such as interviewer training.

While this survey aimed at assisting the implementation of the above mentioned UNDA project, it also created the possibility of revealing some peculiarities of violence against women in Armenia.

1.2 Relevance

Taking into account a great experience and capabilities to undertake similar surveys in Armenia, the survey was implemented by National Statistical Service of Republic of Armenia (NSS RA).

1.3 Timeline

The pilot survey was taking place during **October 2010**, particularly:

1. Translation of the questionnaire and other materials from English to Armenian – 1.10-4.10
2. Training of interviewers- 4.10-5.10
3. Conducting 200 interviews- 6.10-16.10
4. Conducting a debriefing session with all interviewers- 18.10-19.10
5. Entering the collected data - 11.10-20.10
6. Cleaning and verification of the data - 21.10-25.10
7. Preparing the report – 26.10-12.11

2. QUESTIONNAIRE MODULE

2.1 Translation of the module

Translation was made by the specialist who had been always involved in translation of social statistics issues. Moreover, translated module was discussed with the national experts involved in gender issues, particularly in gender based violence issues to adapt used terminology in Armenian.

2.2 Adaptation of the module

No adaptation was made in the module as the questionnaire mainly corresponds to Armenian national peculiarities.

2.3 Use of the module

It was a stand-alone survey with the aim to test the module on “Violence against Women”.

2.4 Safe name used for survey/module: how it was explained in the field

To ensure more reliable data compilation, the module was called “Module on Women’s issues”.

2.5 Issues encountered and lessons learned

In several cases there were difficulties in privacy obtaining as some household members believe that woman can be interview on “Module on Women’s issues” at their presence. There was also some doubt about its further enlargement and application of survey results by policy makers or interested organizations.

3. SAMPLING STRATEGY

3.1 Sample size and sampling strategy used for pilot testing

The sampling frame for the survey was built using the database of addresses created for the 2001 Population Census. 280 households were chosen by the method of random sampling, in 200 of which the interview took place. All the settlements on regional level were divided into three categories: Yerevan, other urban areas and rural areas. The breakdown of sample survey by the “residence” is as follows:

	Number of selected households	%	Number of interviewed households	%
Yerevan	147	52.5	80	40.0
Other urban areas	65	23.2	60	30.0
Rural areas	68	24.3	60	30.0
Total	280	100.0	200	100.0

3.2 Selection of eligible women for the module

The target group for the survey was women after age 15. The interview was conducted with 198 women. An eligible woman for interview in household was selected randomly. For this purpose the names of all women in the household have been written on pieces of paper, put in a bag and asked a household member to pick out a number.

The breakdown of selected women by the age group is as follows:

		Number of selected households	%
Age groups	15-24	35	17.7
	25-34	51	25.8
	35-44	21	10.6
	45-54	48	24.2
	>=55	43	21.7
	Total	198	100.0

3.3 Issues encountered and lessons learned

4. RECRUITMENT AND TRAINING OF INTERVIEWERS

4.1 Recruitment of interviewers for the pilot test

Interviewers' team consists of 10 women. During their selection the main attention was made on the following aspects:

- appropriate communication and interviewing skills and experience,
- ability to feel empathy to the respondent,
- basic knowledge on gender issues, etc.

4.2 Date, location and duration of training for the module

For the best realization of field and post-field survey work, preliminarily to the survey on 4-5 of October, two-day training was organized in NSS RA on gender based violence and its forms, questionnaire interviewing techniques, survey sample and the questionnaire filling procedure for the supervisors, interviewers and coders. The training carried out by the trainer and overall supervisor.

4.3 Interviewers and trainers for module

Besides 10 interviewers and a trainer, 3 supervisors, a programmer for sampling, cleaning and verification of data, a coder, 3 data entry operators and an overall supervisor were participated in module testing.

4.4 Training schedule and pilot/field practice during training

During the training all the supervisors, interviewers and coders participated in the role-playing with practical materials. At the end of the training, they were all divided into 2 groups and visited 2 randomly selected households and filling out questionnaire under the supervision of trainees.

4.5 Training materials used

The questionnaire, "Question by question description of Violence against Women module" and "Interviewer's Manual" were translated and after conferring with national experts used in training procedures. Presentation on violence phenomenon, its forms, research methods, etc have been made by trainer.

4.6 Evaluation of training and field practice

Participants mentioned that presentation on organization of surveys and conduction of interviews on sensitive themes was very useful in order to highlight the idea that those who may have been victims of violence, has the potential of resulting in harm to them. Role-playing and experimental interviews in 2 households were also highly appreciated.

4.7 Issues encountered during training and how they were overcome, including lessons learned

To evaluate training and field work organization a mini-questionnaire suggested to fill in by training participants to find out the lack in organizational procedures. All training participants mentioned that training techniques were correctly organized. A few of them suggested to have a longer lectures / discussion on violence issues theme.

5. FIELD OPERATIONS

5.1 Dates and places for data collection

The interviews for module were conducting from 6-16 of October in 2 administrative units of Yerevan and in 4 villages and 3 towns in Ararat Marz (Region).

5.2 Operational strategy and work assignment

Every interviewer might fill in 20 questionnaires by face-to face interviewing. In case of urgent problems they could directly contact with their supervisors. Besides, every evening during the field work they should give information on the process. At the end of field work they presented a simple report to their supervisors.

5.3 Length of interview for module

Completed interviews average was about 29 minutes.

5.4 Response rate and call-backs

The sample size was 280 households and 200 of them interviewed. The average response rate was 71.4%.

The interviews were not conducted in 80 cases for different reasons. The highest number of refusals was registered in Yerevan, which made up 83.7 % of all refusals.

Distribution of non-interviewed households by reasons

	Dwelling was empty or uninhabited	Refused	Other reason	Total
Yerevan	29	28	10	67
Other urban areas	5	0	0	5
Rural areas	8	0	0	8
Total	42	28	10	80

5.5 Safety and confidentiality measures and issues in the field

Interviewers were required to sign a confidentiality agreement that specified they would not reveal information about the respondents to anyone who was not involved with the survey. During the introduction, respondents were told they would be asked about their personal experiences and opinions and that participation in the survey was completely voluntary.

5.6 Support for respondents

All that women who had been experienced any type of violence supplied with the list of organizations (including non-governmental) where they can apply in case of acts of violence.

5.7 Issues encountered, actions taken and lessons learned

It can be definitely noticed that during the field work direct and prompt contacts between interviewer and its supervisor positively influence on interview's quality and its further continuation.

6. DEBRIEFING OF FIELDWORK

6.1 Debriefing sessions

A debriefing session was organized at the end of field works. All staff, who was engaged in survey, took part in the session.

6.2 Performance and well-being of interviewers

All interviewers were gladly talking about their experience. There were some difficulties in households address finding. Nevertheless the essential problems were occurred in interview conducting process. Thus, women who have been experienced any forms of violence, reluctantly answered to question. In some cases women didn't want to be inquired on their family and problems in it. Some women were against to answer questions on sexual violence, at the same time they were happy to talk about economic violence.

6.3 Issues encountered and lessons learned

7. DATA PROCESSING

7.1 Editing of questionnaires and monitoring

The collected information was coded, logically tested and was entered into the data base using special software for data entry and afterwards the entered data were verified, passed logical test and corrected according to the list of mistakes recorded.

7.2 Data entry process, consistency checks in data entry

Microsoft Access program was used for the data entry of the survey. All data entered twice to reduce possible errors in data entering process. The whole process took 6 (5) days (from 18-22 of October).

7.3 Data analysis

Data were analyzed using SPSS Base 15.0 for Windows software.

7.4 Issues/observations during data entry and processing

8. RESULTS FROM PRETEST

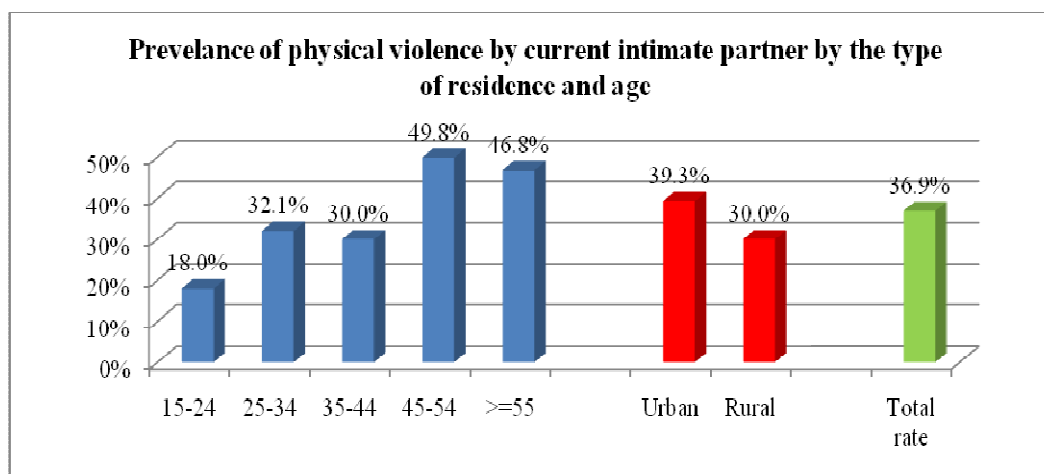
8.1 Main findings (indicators) as calculated from results of field test

Information on various forms of violence/abuse (physical, sexual, psychological violence/abuse and controlling behavior) by intimate partner (current and/or lifetime), as well as by perpetrators other than partners were collected through the questionnaire on any period in their life and the last 12 months preceding the interview.

Violence by husbands and intimate partners

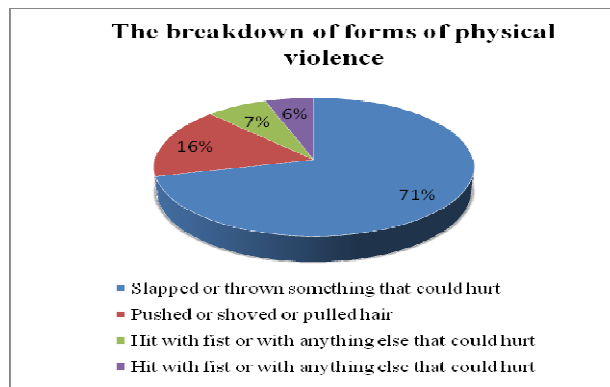
36.9% of surveyed women mentioned they have experienced physical violence at some point in their lives. In urban areas violence rate is higher (39.3%) both than in rural areas (30.0%) and the total rate. As to age groups, the rate is higher in the age groups after 45 and more than twice less in the youngest group.

Prevalence of physical violence by the type of residence and age is presented below:

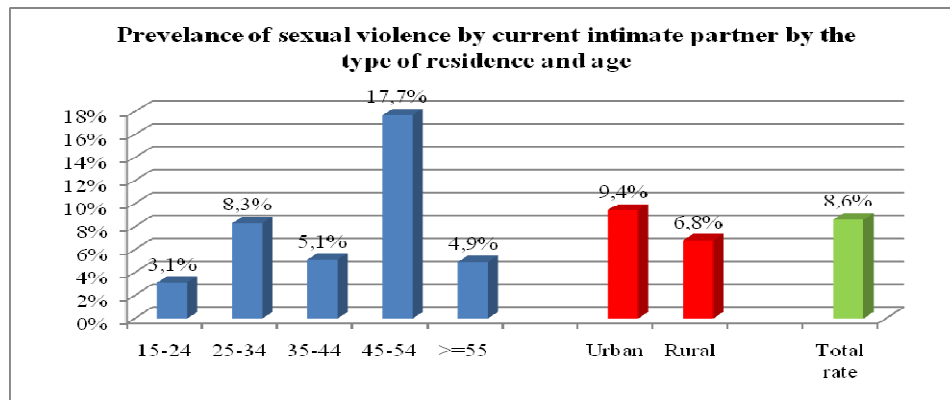


27.4% of the physical violence cases women have experienced in the past 12 months prior to the interview.

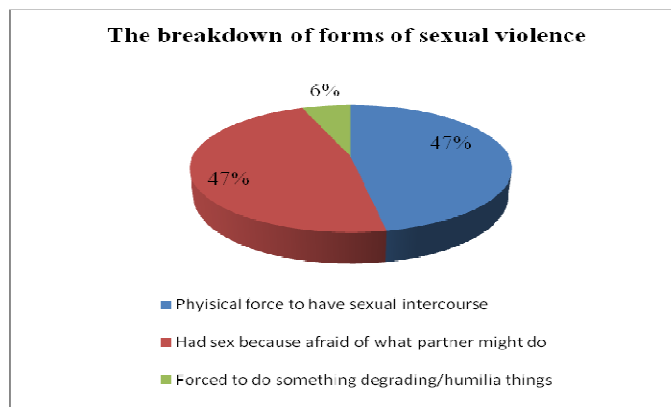
As regards to forms of physical violence, the slapping is the most widespread among four answers and comprises 71.2%. In 53.3% it took place more than on time.



Though it is more difficult to speak about sexual violence from the intimate partner, nevertheless 8.6% of surveyed women have experienced it at some point in their lives. As in the physical violence case, the violence rate is higher in urban areas (9.4%), than in rural areas (6.8%). As to age groups, the trends are similar with physical trends. Thus, the most “violent” were women in the age group 45-54.



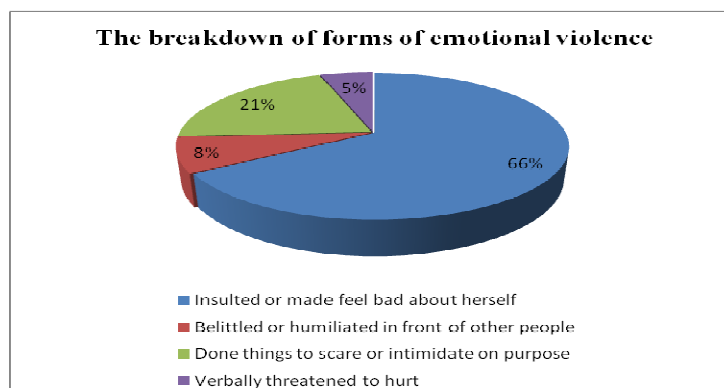
Percentage of “having a sexual intercourse as a result of physical force and “because of afraid of what partner might do” are equal and together make about 94%.



Almost 60% of the sexual violence cases women have experienced in the past 12 months prior to the interview.

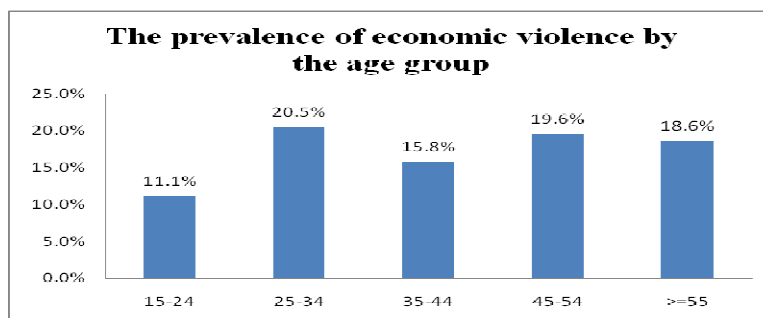
Referring to the consequences of physical and sexual violence, 23.3% of ever experienced women mention that they have had cuts, scratches, bruises or aches, and 3.3% of them had injuries to eye or ear, sprains, dislocations or burns. At the same time, 62.9% percent of them don’t feel any affection on their physical or mental well-being and only 1.6% considering above mentioned as a lot of affection on their physical or mental well-being.

Another major form of violence against women is emotional (psychological) violence/abuse. 38.9% of surveyed women were subjected to psychological violence/abuse. 70.7% of mentioned answers were in urban areas. The most commonly mentioned act of emotional violence is insulting or making feel bad (about 66%). Belittling or humiliating women in front of other people is in the second place and comprised 21%.



One of the widespread forms of violence against women is controlling behavior. 69.2% of surveyed women were exposed to controlling behavior by their intimate partner. The most frequently reported types of controlling behavior were that her partner always wants to know her whereabouts (33.6% of the cases), preventing the woman from seeing her friends (19.0%), getting angry when the woman talks to other men (18.2%), preventing the woman from seeing her own family and relatives and demanding the woman to ask him for permission to go to a health institution (with 10.2% each). The prevalence of controlling behaviors shows similar patterns to that of physical, sexual and emotional forms of violence when types of residence and age groups are considered.

Besides of above mentioned forms of violence, women have been also asked about economic violence by their husbands or intimate partners in any period of their lives and in the past 12 months. Thus, the survey found that almost 18.6% of surveyed women said they experienced an economic violence at some time in their life. 44.8% of the cases took place in the past 12 months. In urban areas the prevalence is higher than in rural areas and comprised 20.4%. The prevalence of economic violence by the age group is presented below:



All women had been also asked about any unwanted experiences and experience different forms of maltreatment and violence from all kinds of people, men or women physical acts, for example about beating, hitting, kicking, etc. The percent of women who reported to have such experience by perpetrators other than intimate partner or husband comprised 13.1%. The most commonly perpetrators (in 76.9% of cases) were women's family members: mother – 38.5%, father or step father – 26.9%, mother in law – 7.7%, other member of family – 3.8. 7.7% of the cases happened in the past 12 months.

The vast majority of physical violence cases happened once (70.3%). 24.3% of cases happened a few times, and 5.4% - many times.

The prevalence rate of the sexual violence experienced by perpetrators other than intimate partners comprised only 1% of surveyed women by the man at work. No cases were reported in the last 12 months.

8.2 Comparative tables of frequency of violence

- 36.9% of surveyed women were subjected to physical violence
- 8.6% of women were subjected to sexual violence
- 38.9% of women were subjected to psychological/emotional violence/abuse
- 69.2% of women were subjected to controlling behavior
- 18.6% of women were subjected to economic violence

8.3 Any issues, comments on indicators and their calculation

9. RECOMMENDATIONS & CONCLUSIONS

9.1 Main issues or problems encountered during the process

9.2 Recommendations regarding module and useful as add-on module or as part of dedicated survey

9.3 Recommendations on technical matters including specific questions

9.4 Lessons learned and conclusions about the whole process

9.5 Way forward: future country plans to measure violence against women