




Extended Supply-Use Tables

Mexico City, may 2019.

What is the objective of the extension?




Globalization demands the generation of new and complementary statistics that provide information on the **interdependencies between countries and the impacts on national economies.**

And the benefits?



Analysis tool for decision makers,



Generate instruments for measuring TiVA and GVCs within North America, APEC and globally,

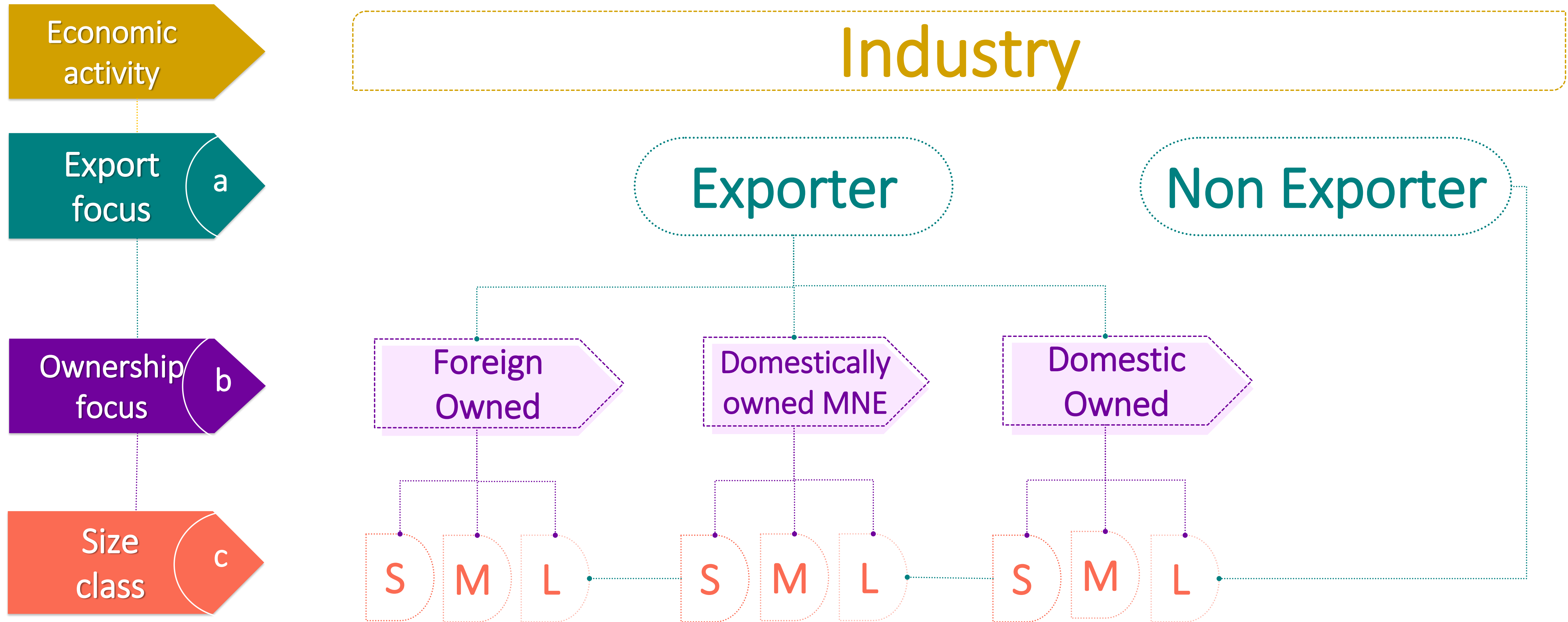


Provide information for specific analysis, and Satellite Accounts,

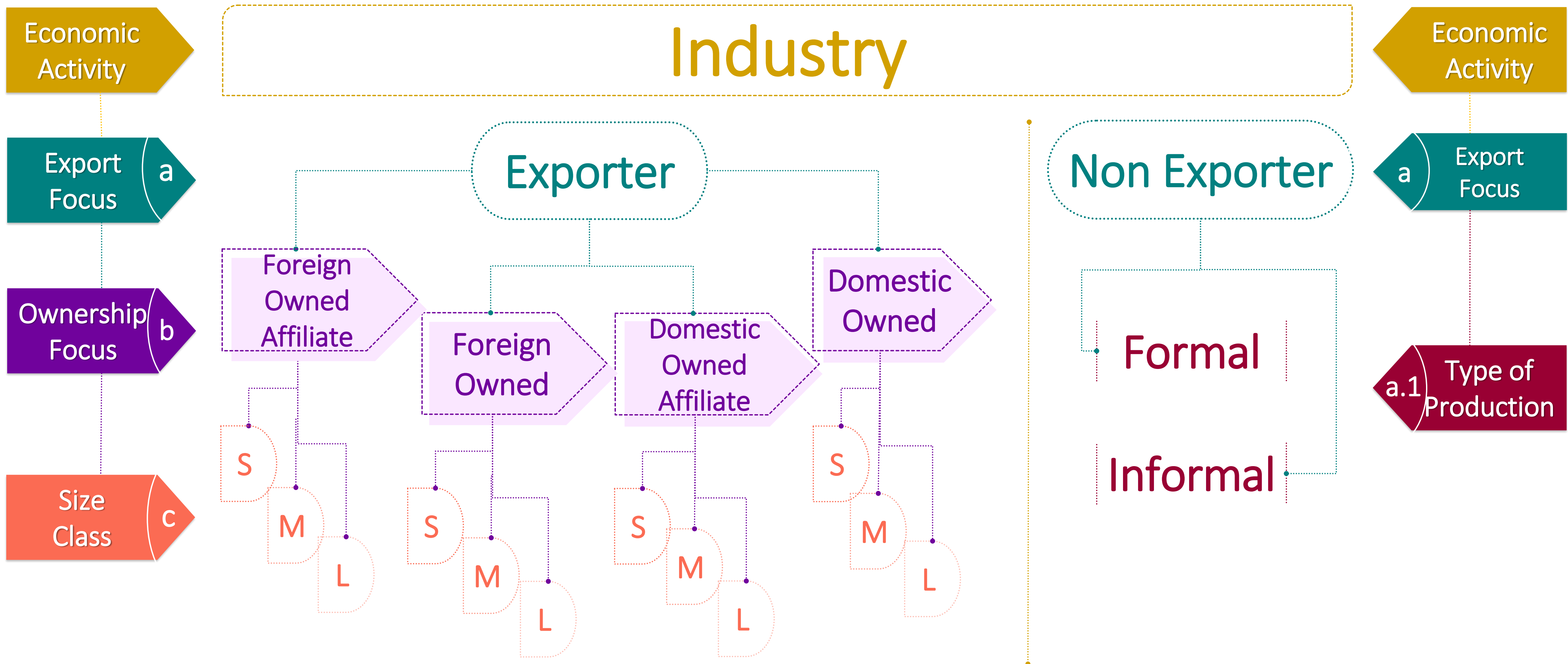


Construction of databases on exporting oriented firms.

The Terms Of Reference present the following level of optimal disaggregation:



Unit of measure: Establishment



How is the Export Focus integrated?


This profile is classified into two large groups:



Establishments that registered transactions of goods and / or services abroad and to the national territory.

Establishments that recorded transactions of goods and / or services in the national territory.

Linkage between Foreign Trade Database and Economic Census by fiscal ID and Commercial Name.



Non-Exporter breakdown. Type of Production

The economic units classified as “Non-Exporter” are grouped into the following two types of production:

Formal Sector

Integrated by economic units constituted in society, whose operations are under the institutional legal framework (tax records, Bookkeeping, social security payments).

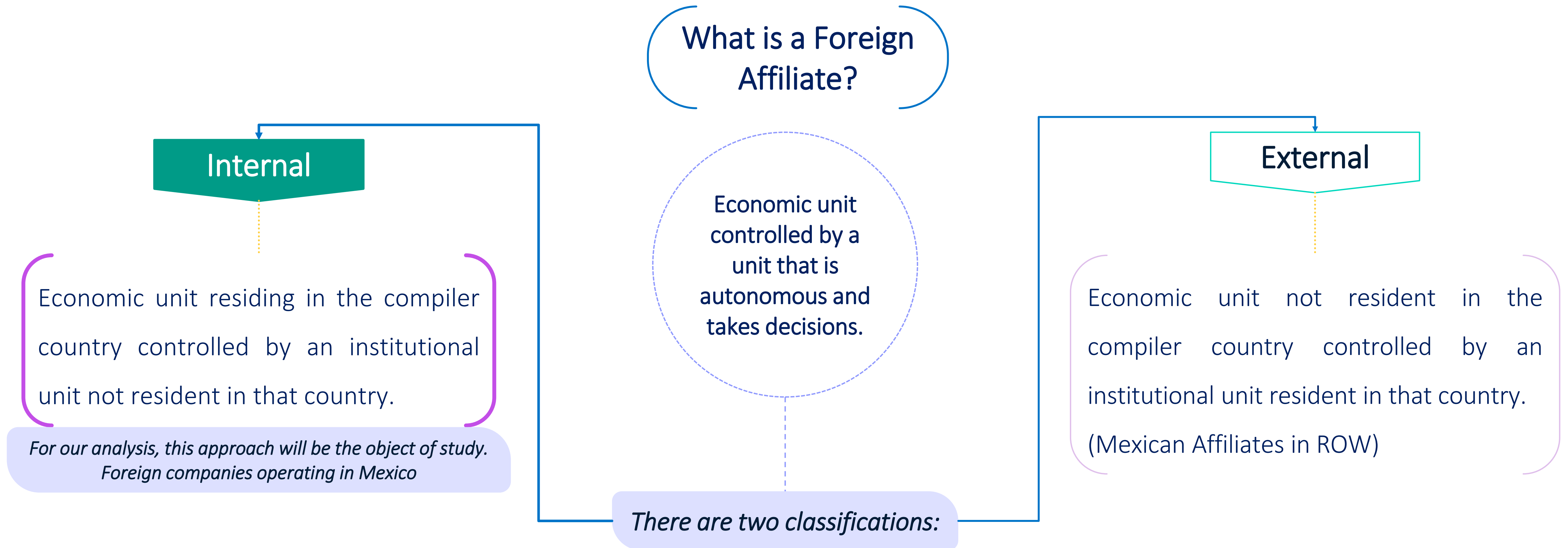


Informal Sector

Integrated by economic units not constituted in society, mainly owned by households that do not cover at least one precept of the institutional legal framework:

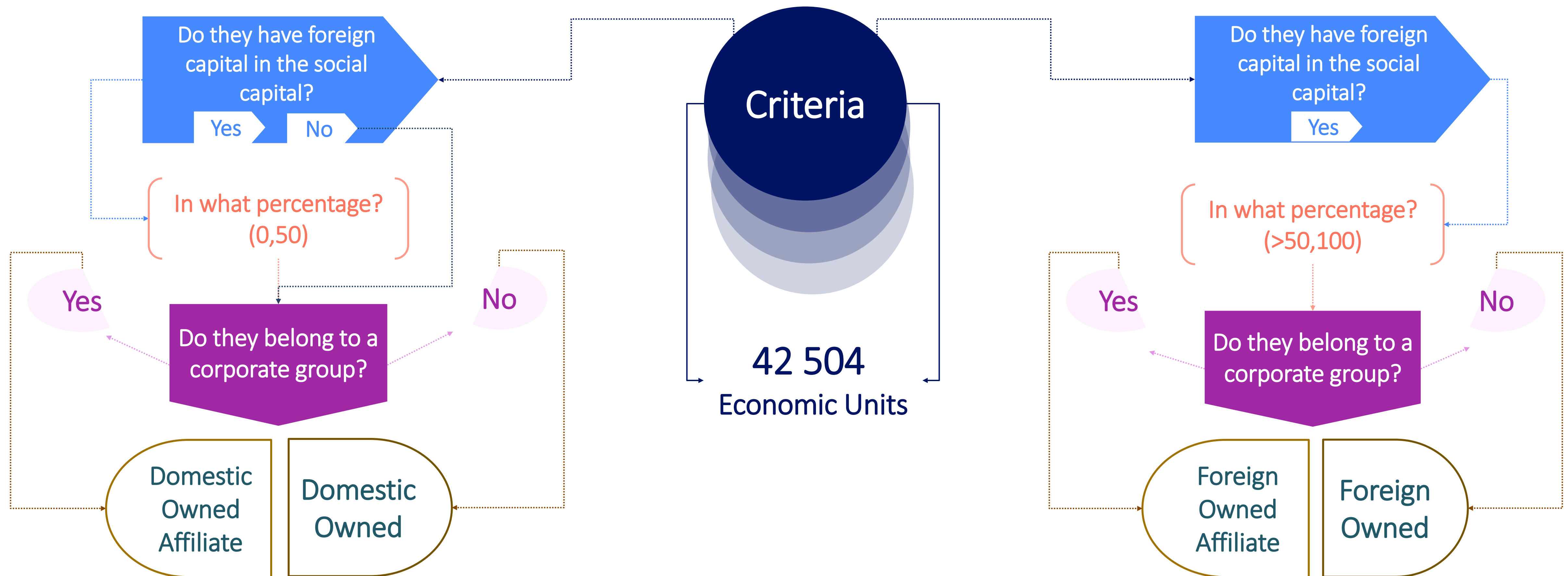
- Accounting records
- Benefits
- Federal taxpayer registration

How is the Ownership focus integrated?



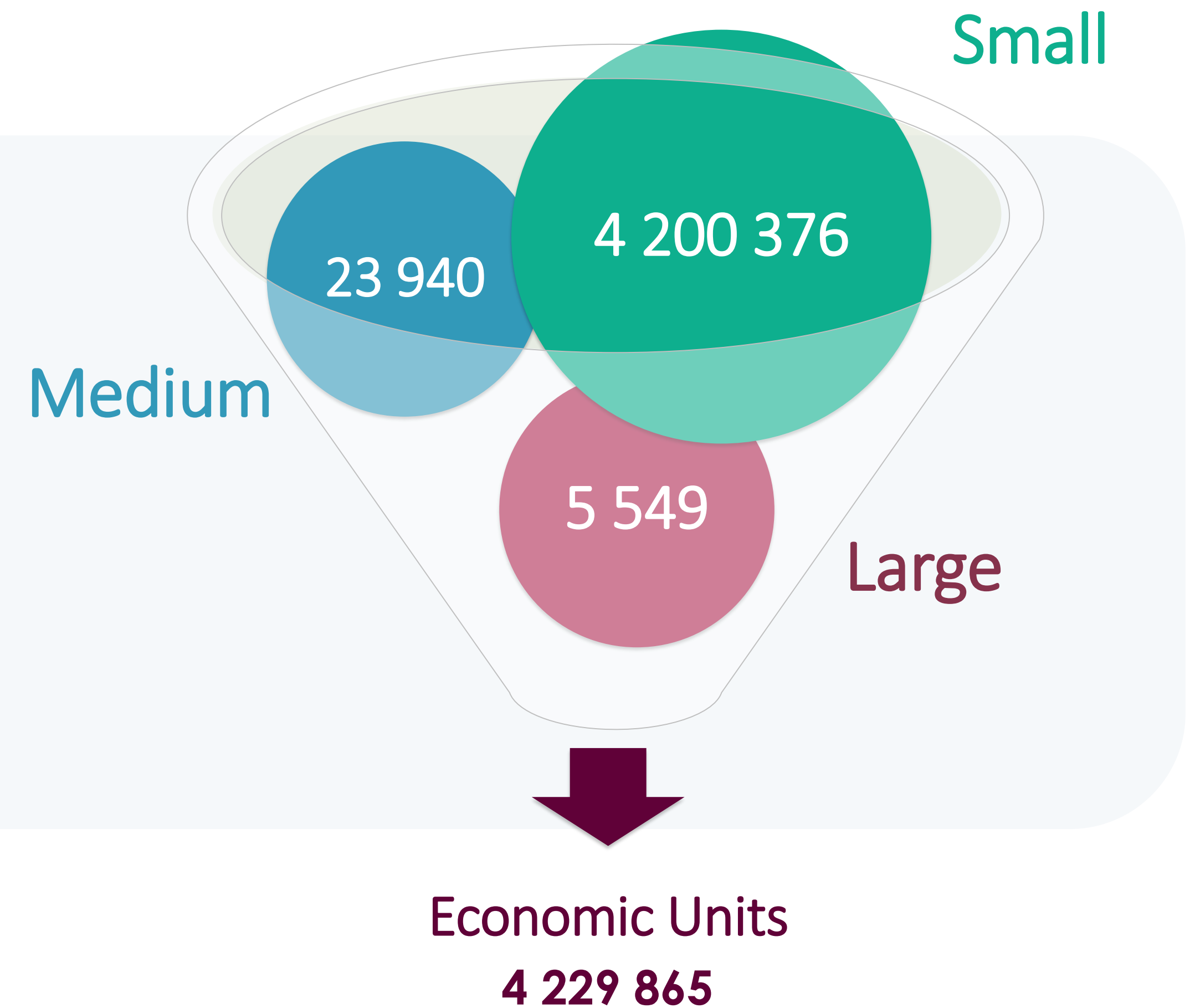

Source: Eurostat, methodologies & working papers, 2009.


With the available variables of the 2014 economic censuses,
were viable the following characterizations:



How is the Size Class integrated?

General





Specific

Private Sector and Parastatal

The distribution coefficients were calculated based on the share of the Census Gross Production Value by activity class and economic unit size.

Agricultural Sector



Complementary criteria were needed:

- Hectares for crops
- Cattle heads



Public Sector

The structure was made with the occupied personnel of the economic unit belonging to this sector of activity and size.

For the **Agricultural Sector** the source of information is the National Agricultural Survey (**NAS, 2014**), using the following criteria:



Crops	
Size	Hectares
Small	0 to 5
Medium	from 6 to 20
Large	More than 21



Cattle		
Size	Bovine (Heads)	Porcine (Heads)
Small	1 to 10	1 to 15
Medium	11 to 120	16 to 150
Large	More than 120	More than 150

Extension outline

Supply Table

Activity		Total supply at purchasers' prices	Trade and transport margins			Taxes on products			Total supply (basic prices)					Activity									Imports C.I.F.	CIF/FOB adjustment on imports	Imports C.I.F. (Total F.O.B.)																																																																																																																																																																																																																																																																																																																																																																																																																																																																																																																																																																																																																																																																																																																																																																																																																																																																																																																																																																																																																																																																																																																																																																																																																																																																																																																																																																																																									
			Total	E	NE	Total	E	NE	Total supply at basic prices	Total	E	FNE	INE	Goods and Services																																																																																																																																																																																																																																																																																																																																																																																																																																																																																																																																																																																																																																																																																																																																																																																																																																																																																																																																																																																																																																																																																																																																																																																																																																																																																																																																																																																																																				
Sector 1														Sector 2			Sector 3																																																																																																																																																																																																																																																																																																																																																																																																																																																																																																																																																																																																																																																																																																																																																																																																																																																																																																																																																																																																																																																																																																																																																																																																																																																																																																																																																																																																																	
E	FNE													INE	E	FNE	INE	E	FNE	INE																																																																																																																																																																																																																																																																																																																																																																																																																																																																																																																																																																																																																																																																																																																																																																																																																																																																																																																																																																																																																																																																																																																																																																																																																																																																																																																																																																																																														
Products																																																																																																																																																																																																																																																																																																																																																																																																																																																																																																																																																																																																																																																																																																																																																																																																																																																																																																																																																																																																																																																																																																																																																																																																																																																																																																																																																																																																																																		</

Use Table

Activity		Total use at purchasers' prices	Intermediate Demand										Final Demand									
			Total	E	FNE	INE	Goods and Services									Household consumption	General government	Gross fixed capital formation	Changes in inventories	Exports	Statistical Discrepancy	
Sector 1							Sector 2			Sector 3												
E	FNE						INE	E	FNE	INE	E	FNE	INE									
Goods and Services	Sector 1																					
	Sector 2																					
	Sector 3																					
GVA GDP																						

Supply

66 columns x
20 rows
1,320 cells

Use

60 columns x
20 rows
1,200 cells

E: Exporter
NE: Non-Exporter
FNE: Formal Non-Exporter
INE: Informal Non-Exporter

Supply Table																																																																																																																																																																																																																																																																																																																																																																																																																																																																																																																																																																																																																																																																																																																																																																																																																																																																																																																																																																																																																																																																																																																																																																																																																																																																																																																																																																																																					
Activity		Total supply at purchasers' prices	Trade and transport margins				Taxes on products				Total supply (basic prices)				Activity								Imports C.I.F.	CIF/FOB adjustment on imports	Imports C.I.F. (Total F.O.B.)																																																																																																																																																																																																																																																																																																																																																																																																																																																																																																																																																																																																																																																																																																																																																																																																																																																																																																																																																																																																																																																																																																																																																																																																																																																																																																																																																																												
			Total	DO	DOA	FO	FOA	Total	DO	DOA	FO	FOA	Total supply at basic prices	Total	DO	DOA	FO	FOA	Goods and Services																																																																																																																																																																																																																																																																																																																																																																																																																																																																																																																																																																																																																																																																																																																																																																																																																																																																																																																																																																																																																																																																																																																																																																																																																																																																																																																																																																																		
Sector 1																			Sector 2							Sector 3																																																																																																																																																																																																																																																																																																																																																																																																																																																																																																																																																																																																																																																																																																																																																																																																																																																																																																																																																																																																																																																																																																																																																																																																																																																																																																																																																																											
DO	DOA																		FO	FOA	DO	DOA				FO	FOA	DO	DOA	FO	FOA																																																																																																																																																																																																																																																																																																																																																																																																																																																																																																																																																																																																																																																																																																																																																																																																																																																																																																																																																																																																																																																																																																																																																																																																																																																																																																																																																																						
Products																																																																																																																																																																																																																																																																																																																																																																																																																																																																																																																																																																																																																																																																																																																																																																																																																																																																																																																																																																																																																																																																																																																																																																																																																																																																																																																																																																																																					

Use Table																			
Activity	Total use at purchasers' prices		Intermediate Demand										Final Demand						
			Total	DO	DOA	FO	FOA	Goods and Services						Household consumption	General government	Gross fixed capital formation	Changes in inventories	Exports	Statistical Discrepancy
Products								Sector 1				Sector 2				Sector 3			
Goods and Services	Sector 1							DO	DOA	FO	FOA	DO	DOA	FO	FOA	DO	DOA	FOA	
	Sector 2																		
	Sector 3																		
GVA GDP																			

DO: Domestic Owned

DOA: Domestic Owned Affiliate

FO: Foreign Owned

FOA: Foreign Owned Affiliate

Supply

90 columns x 20 rows
1,800 cells

Use

80 columns x 20 rows
1,600 cells

Supply Table																										
Activity		Total supply at purchasers' prices	Trade and transport margins				Taxes on products				Total supply (basic prices)				Activity									Imports C.I.F.	CIF/FOB adjustment on imports	Imports C.I.F. (Total F.O.B.)
			Total	S	M	L	Total	S	M	L	Total supply at basic prices	Total	S	M	L	Goods and Services										
Sector 1																Sector 2			Sector 3							
S	M															L	S	M	L	S	M	L				
Products																										
Goods and Services	Sector 1																									
	Sector 2																									
	Sector 3																									

Use Table																			
Activity		Total use at purchasers' prices	Intermediate Demand										Final Demand						
			Total	S	M	L	Goods and Services									Household consumption	General government	Gross fixed capital formation	Changes in inventories
Sector 1							Sector 2			Sector 3									
S	M						L	S	M	L	S	M	L						
Products																			
Goods and Services	Sector 1																		
	Sector 2																		
	Sector 3																		
GVA GDP																			

Supply

66 columns x 20 rows

1,320 cells

Use

60 columns x 20 rows

1,200 cells

S: Small

M: Medium

L: Large

Industry		Supply Table																											
		Total supply at purchasers' prices Trade and transport margins	Taxes on products	Total supply (basic prices)	Q												Imports C.I.F.	CIF/FOB adjustment on imports	Imports C.I.F. (Total F.O.B.)										
					Sector 1																								
Products					DO				DOA				FO				FOA				Formal	Informal							
					S	M	L	S	M	L	S	M	L	S	M	L	S	M	L										
Sector1																													

Supply

924 columns
x 20 rows

18,480 cells

Use

840 columns
X 20 rows

16,200 cells

DO: Domestic Owned

DOA: Domestic Owned Affiliate

FO: Foreign Owned

FOA: Foreign Owned Affiliate

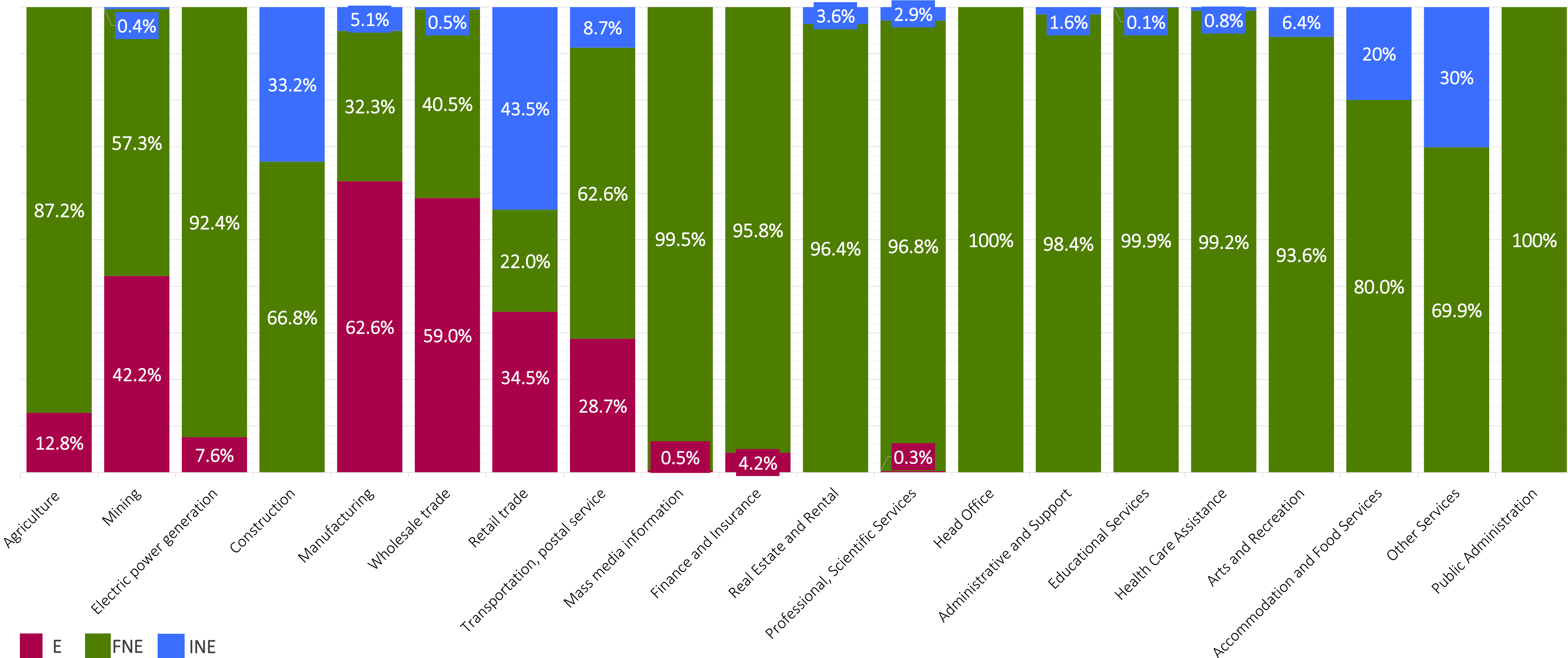
S: Small

M: Medium

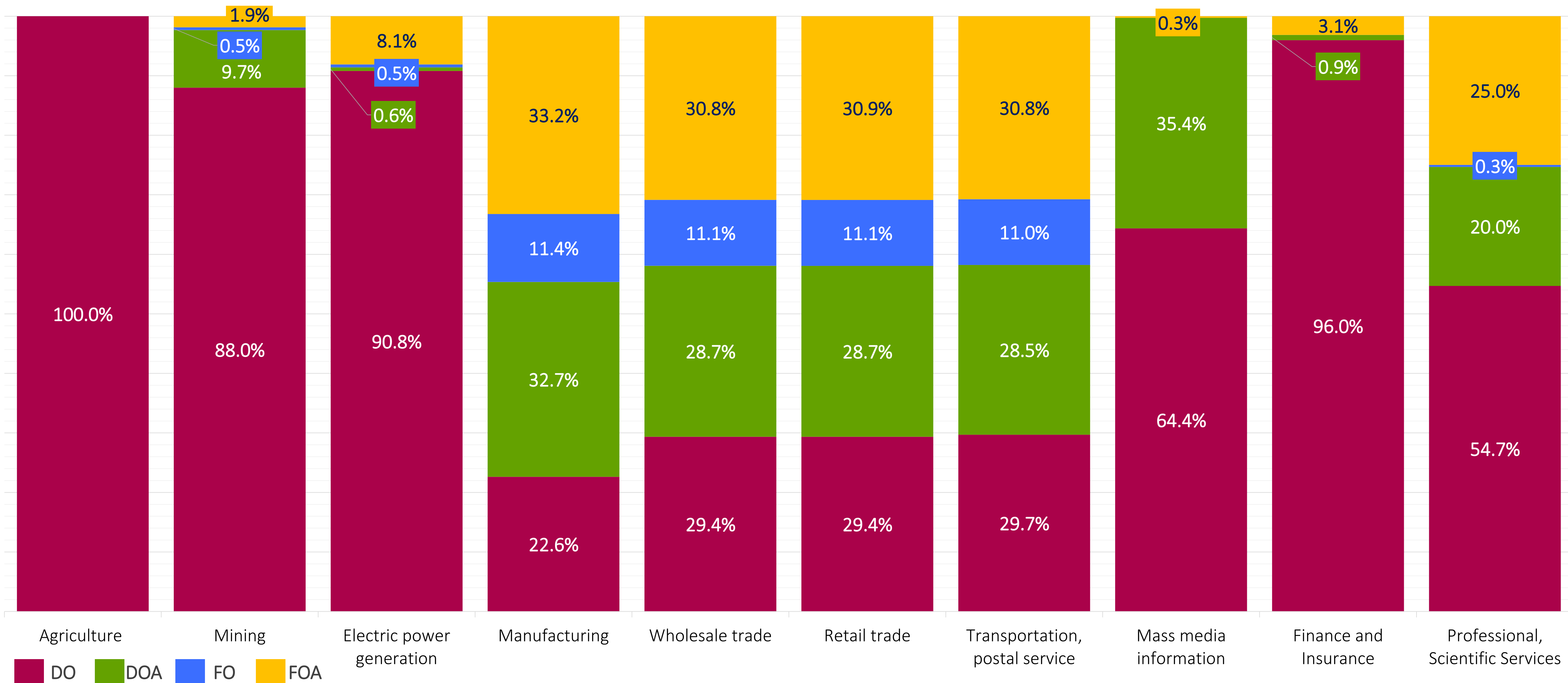
L: Large

		Use Table																			
Industry	Products	Total use at purchasers' prices	Intermediate Demand												Final Demand						
			Sector 1												Total	Household consumption	General government	Gross fixed capital formation	Changes in inventories	Exports	Statistical Discrepancy
			Exporter						Non-Exporter												
			DO			DOA			FO			FOA									
Sector 1		S	M	L	S	M	L	S	M	L	S	M	L								
GVA GDP																					

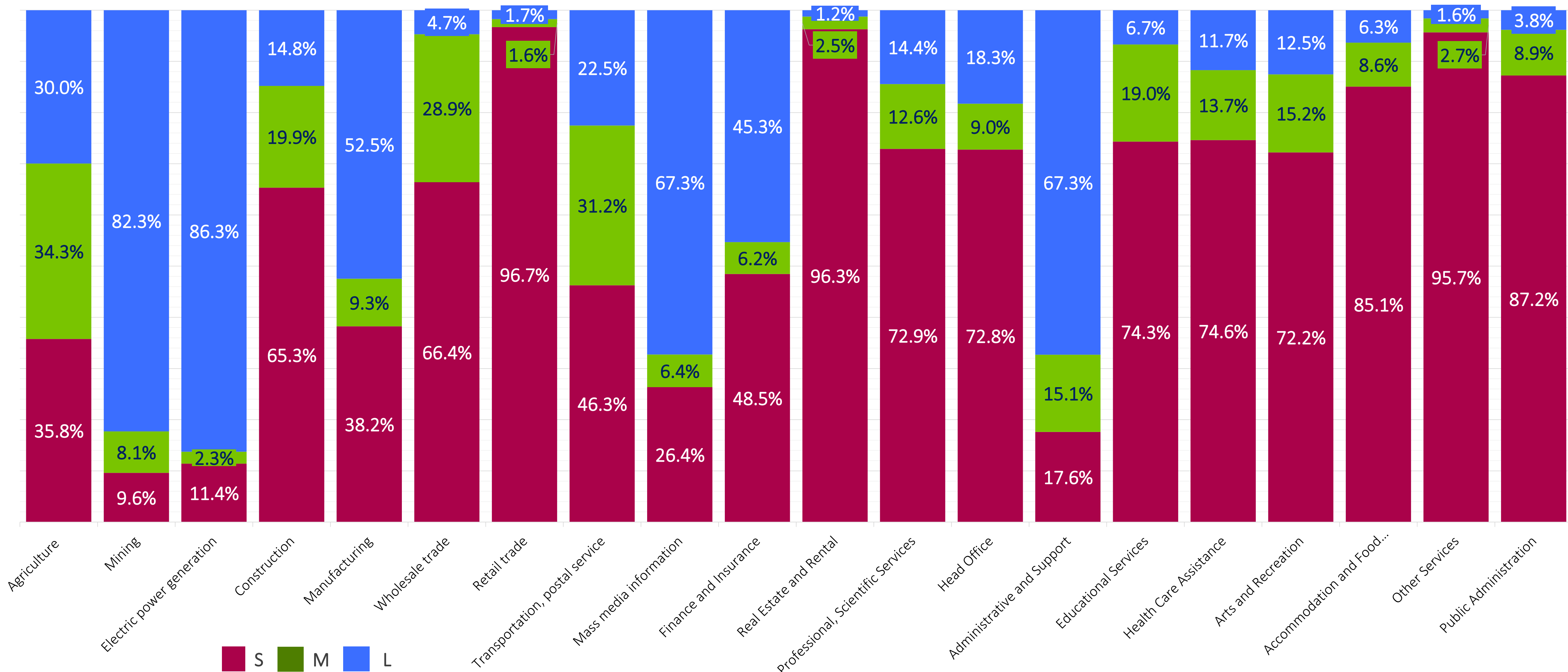
Supply. Behavior by Sector of activity (percentage)



Supply. Behavior by Sector of activity (percentage)



Supply. Behavior by Sector of activity (percentage)



Manufacturing

62.6%

of this production was made by **Export Focus** establishments.



From which:

55.4%

Are **Domestic Owned***.

**Includes Affiliates.*

44.6%

Are **Foreign Owned***.

Such **Domestic Owned** establishments

81.7%
Large

86%
Large

Such **Foreign Owned** establishments

Those establishments employ more than 250 persons.

More infographics were developed for other sectors

Knowing Mexico

01 800 111 46 34

www.inegi.org.mx

atencion.usuarios@inegi.org.mx



INEGI Informa

Exporter Focus

Activity	Supply Table								
	Supply Bp				Imports C.I.F.	Trade and transport margins		Taxes on products	
	Total supply at Bp	Exporter	Formal Non Exporter	Informal Non Exporter		Exporter	Non- Exporter	Exporter	Non- Exporter
Primary activities	779.7	113.6	666.1	0.0	134.5	42.2	303.1	0.3	5.8
Secondary activities	13,639.1	6,677.6	5,767.3	1,194.2	4,865.2	1,996.1	1,863.3	233.4	102.4
Tertiary activities	13,223.8	2,086.7	9,846.7	1,290.3	167.0	-2,038.3	-2,166.4	16.5	276.2
Total	27,642.6	8,878.0	16,280.2	2,484.5	5,166.7	0.0	0.0	250.2	384.4

Supply Pp = Use Pp	Use				
Supply Pp = Use Pp	Intermediate Demand				Final Demand
	Total Intermediate Demand Bp	Exporter	Formal Non Exporter	Informal Non Exporter	
1,265.6	718.6	206.1	377.1	135.4	547.1
22,699.4	8,730.4	4,306.0	3,914.9	509.5	13,969.0
9,478.9	2,551.1	711.8	1,766.4	72.9	6,927.8
33,443.9	12,000.0	5,223.9	6,058.3	717.8	21,443.9

Ownership Focus

Activity	Supply													
	Supply Bp							Imports C.I.F.	Trade and transport margins			Taxes on products		
	Total supply at Bp	Rest of the economy	Total of Exporting Economic Units	Domestic Owned	Domestic Owned Affiliate	Foreign Owned	Foreign Owned Affiliate		Total TM	Rest of the economy	Total of Exporting Economic Units	Total Taxes	Rest of the economy	Total of Exporting Economic Units
Primary activities	779.7	666.1	113.6	109.0	2.1	0.5	2.1	134.5	345.3	303.1	42.2	6.1	5.8	0.3
Secondary activities	13,639.1	6,961.5	6,677.6	1,938.1	2,032.2	690.8	2,016.5	4,865.2	3,859.4	1,863.3	1,996.1	335.7	102.4	233.4
Tertiary activities	13,223.8	11,137.1	2,086.7	640.3	587.7	226.5	632.2	167.0	-4,204.7	-2,166.4	-2,038.3	292.8	276.2	16.5
Total	27,642.6	18,764.7	8,878.0	2,687.4	2,622.0	917.8	2,650.8	5,166.7	0.0	0.0	0.0	634.6	384.4	250.2

Activity	Supply Pp = Use Pp	Use							
	Supply Pp = Use Pp	Intermediate Demand							Final Demand
		Total Intermediate Demand Bp	Rest of the economy	Total of Exporting Economic Units	Domestic Owned	Domestic Owned Affiliate	Foreign Owned	Foreign Owned Affiliate	
Primary activities	1,265.6	718.6	512.5	206.1	67.2	113.0	6.9	19.0	547.1
Secondary activities	22,699.4	8,730.4	4,424.4	4,306.0	1,033.2	1,325.7	503.1	1,444.0	13,969.0
Tertiary activities	9,478.9	2,551.1	1,839.2	711.8	235.9	179.3	76.0	220.7	6,927.8
Total	33,443.9	12,000.0	6,776.1	5,223.9	1,336.3	1,617.9	586.0	1,683.7	21,443.9

Size Class

Activity	Supply						
	Production				Imports C.I.F.	Trade and transport margins	Taxes on products
	Total supply at Bp	Small	Medium	Large			
Primary activities	779.7	278.9	267.2	233.6	134.5	345.3	6.1
Secondary activities	13,639.1	5,257.4	1,446.9	6,934.8	4,865.2	3,859.4	335.7
Tertiary activities	13,223.8	9,500.1	1,703.5	2,020.2	167.0	-4,204.7	292.8
Total	27,642.6	15,036.4	3,417.6	9,188.7	5,166.7	0.0	634.6

Activity	Supply Pp = Use Pp	Use				
	Supply Pp = Use Pp	Intermediate Demand				Final Demand
		Total Intermediate Demand Bp	Small	Medium	Large	
Primary activities	1,265.6	718.6	481.8	99.3	137.4	547.1
Secondary activities	22,699.4	8,730.4	3,442.8	1,044.1	4,243.5	13,969.0
Tertiary activities	9,478.9	2,551.1	1,495.3	344.8	711.0	6,927.8
Total	33,443.9	12,000.0	5,419.9	1,488.2	5,091.9	21,443.9