



On Data Collection Peculiarities of Population (Household) Sample Surveys in Ukraine in the context of the COVID-19 Pandemic

Inna Osypova
Household Surveys Department
State Statistics Service of Ukraine

Features of data collection during the quarantine period

❖ **March-May 2020 (severe restrictions):**

- population polls exclusively by telephone;
- significant support in establishing contacts and obtaining telephone numbers of respondents was provided by local authorities, especially in rural areas;
- the timing of data collection for interviewers has been extended, especially for the first interviews with households;
- interviewers conveyed data collected from respondents in the form of photocopies or scanned copies of paper questionnaires via Viber, WhatsApp messengers, by phone or by e-mail of regional statistics departments;
- In case of absence of telephone numbers of respondents, no survey was conducted for these households, and the information was compensated by the calibration of statistical scales;
- in some cases, the deadlines for submitting data to the central level have been extended;
- the planned dates for the preparation of statistical products have not been changed.



- ❖ **During the adaptive quarantine period (June-November 2020)** interviewers conduct a survey of the population in the usual face-to-face interview mode or by phone, depending on the epidemiological situation in each surveyed settlement.

- ❖ **During the entire quarantine period**
 - The State Statistics Service asked the interviewers to conduct explanatory work with respondents about the importance of their participation in surveys during this period and to express gratitude for their understanding in the current situation.

 - The planned control of the work of interviewers since March this year has been carried out only by the method of a control telephone survey of the respondent by the controller.

- ❖ As a result, it was ensured that population surveys were carried out in conditions of quarantine restrictions without a significant decrease in the level of participation, and, accordingly, without losing the quality of the information received.

Fig.1. Participation rate of households in the survey of their living conditions





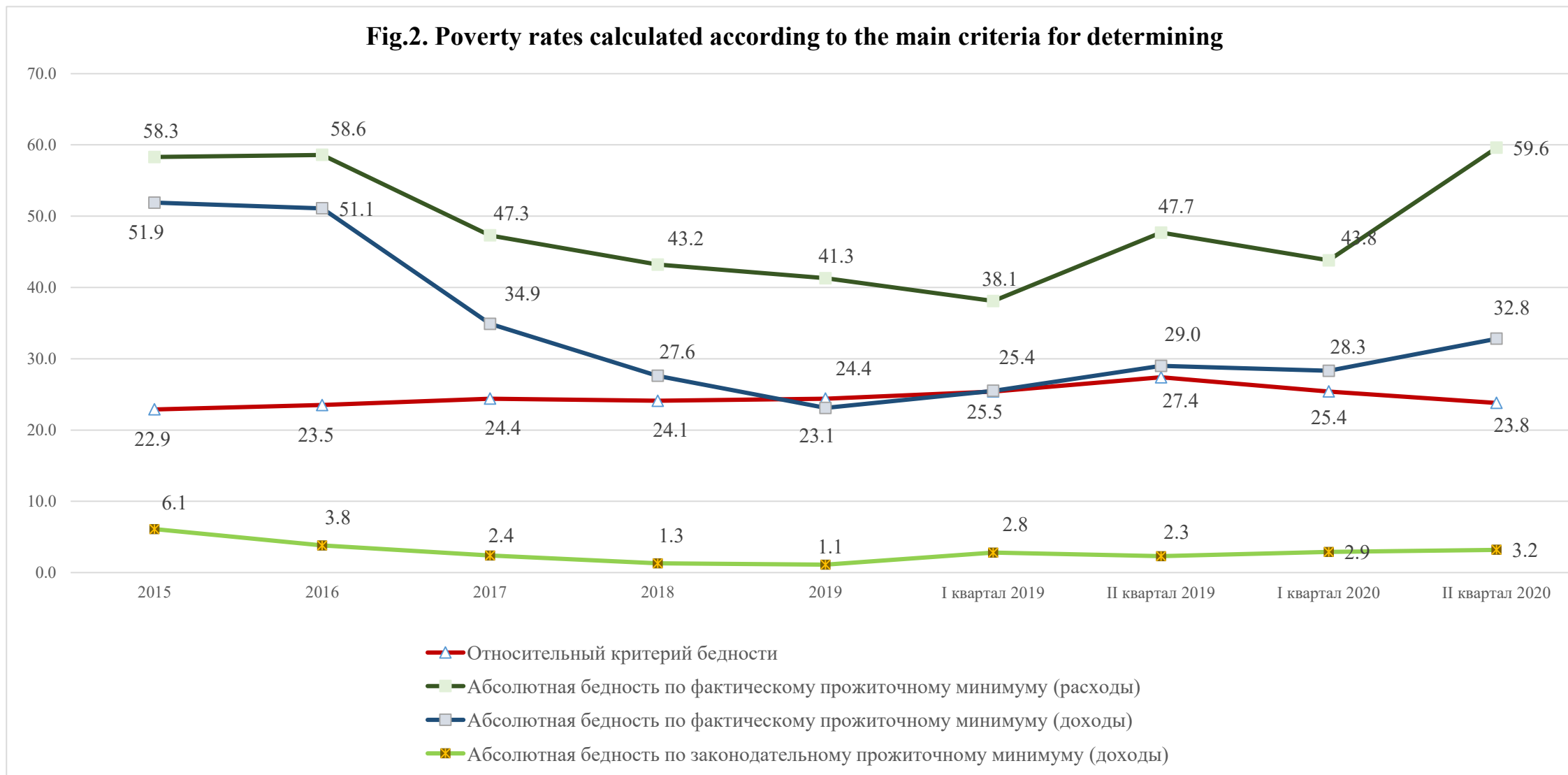
Features of sampling for conducting 2021 Household Living Conditions Surveys

Partial use for the 2021 sample of the network of addresses selected for the 2019 household living conditions survey.

Territorial statistical offices were given the opportunity to independently decide on the use of a sample of household addresses either for the 2019 cycle or for 2021 (separately for urban and rural areas).

According to the results of the survey, on the sample of 2021, surveys of the living conditions of households of 11 regions will be carried out, on the sample of 2019 - 9 regions. The "mixed" sample (in urban areas, the sample of 2019, and in rural areas of 2021) will be used by 5 regions.

Fig.2. Poverty rates calculated according to the main criteria for determining



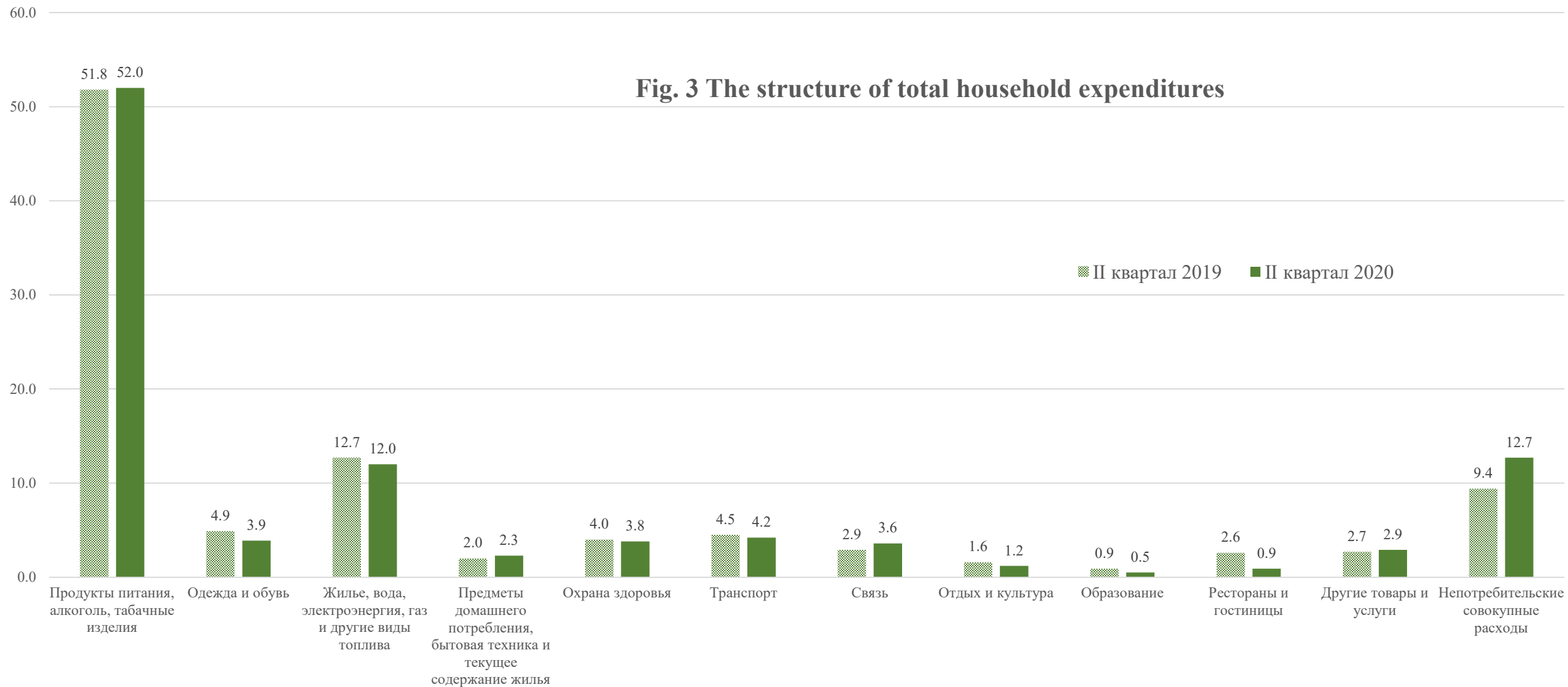


Fig.4. The absolute level of income poverty for selected groups of the population

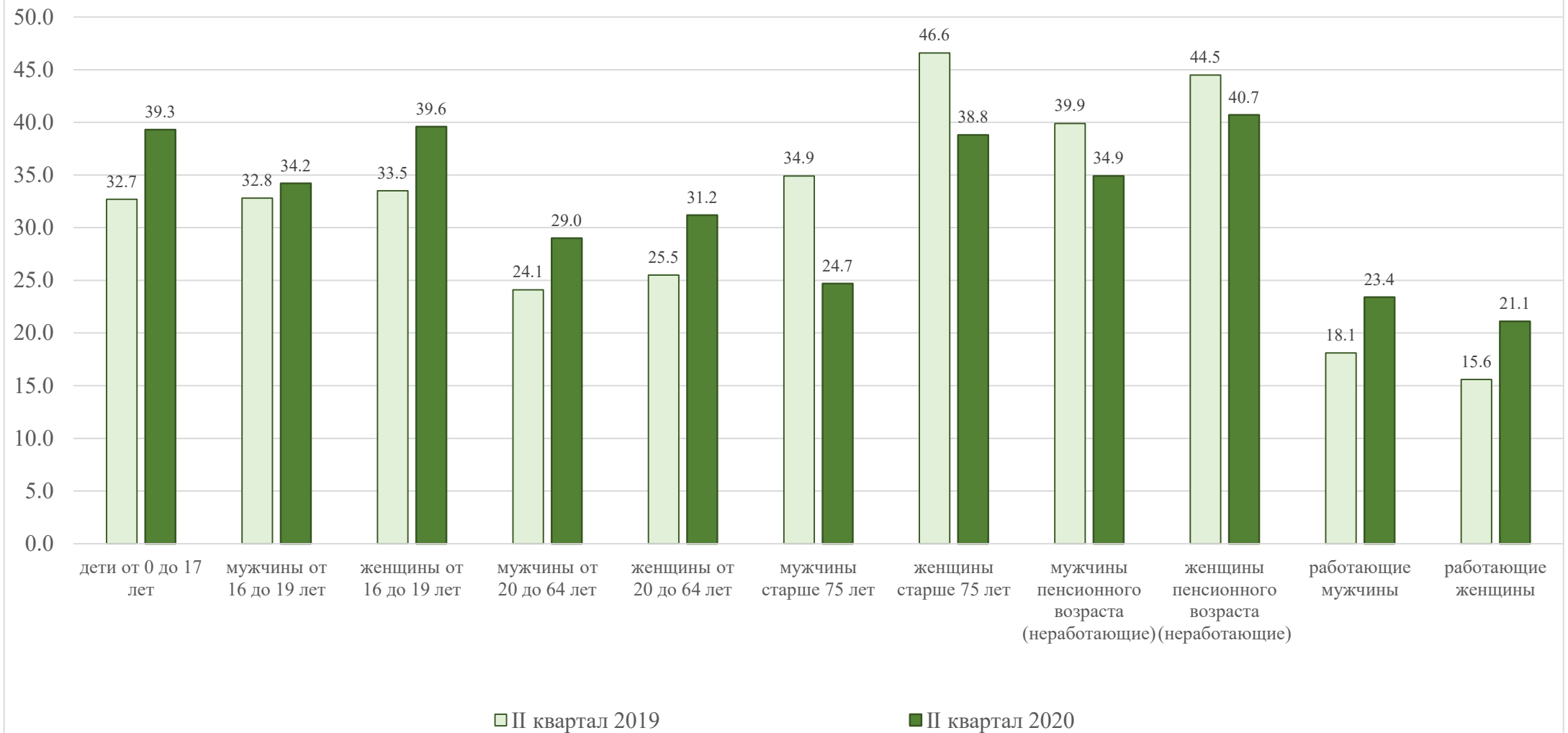
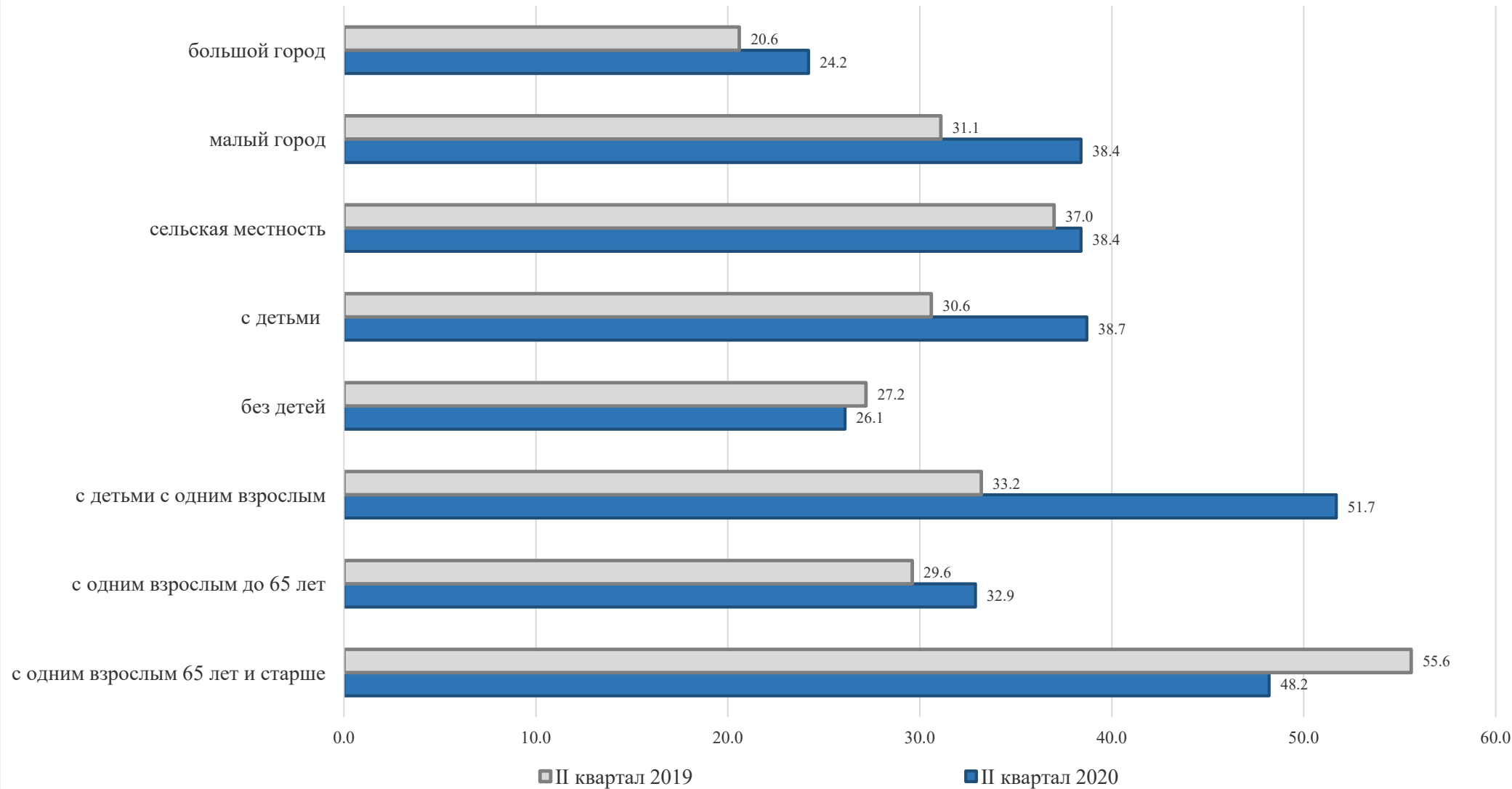


Fig.5. The absolute level of income poverty for selected types of households





THANK YOU FOR YOUR ATTENTION!