



INTERSTATE STATISTICAL COMMITTEE OF CIS
OF THE COMMONWEALTH OF INDEPENDENT STATES
(CIS STATISTICAL COMMITTEE)

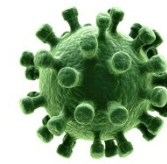


Monitoring poverty indicators in the CIS Region in the context of the COVID-19 pandemic

Valentina Bryseva Alexander Kiryanov

UNECE online meetings on measuring poverty and inequality in Eastern Europe, Caucasus and
Central Asia

December 2, 2020



Some results of monitoring the work of the NSS during the pandemic

In most of the CIS countries, the work was carried out in accordance with a set schedule.
In a number of countries, the timing of the household survey has been changed.



Transferring employees to remote work mode.



Changes in information collection methods.

In most countries - the transition (in whole or in part) to telephone surveys.



Making changes to the survey program.

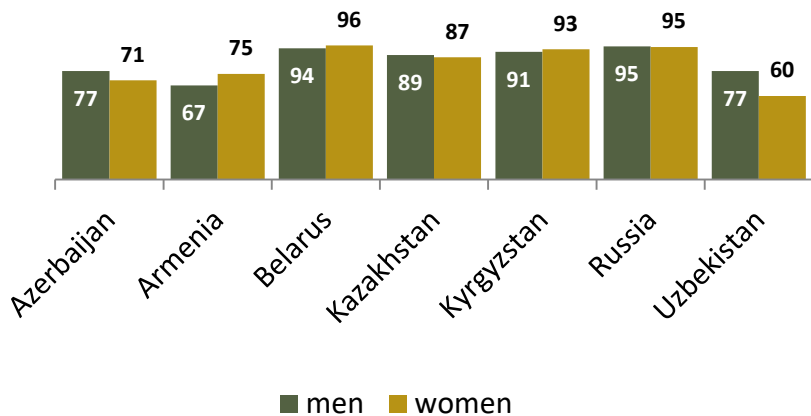


Conducting online surveys on the impact of the pandemic on household living standards.

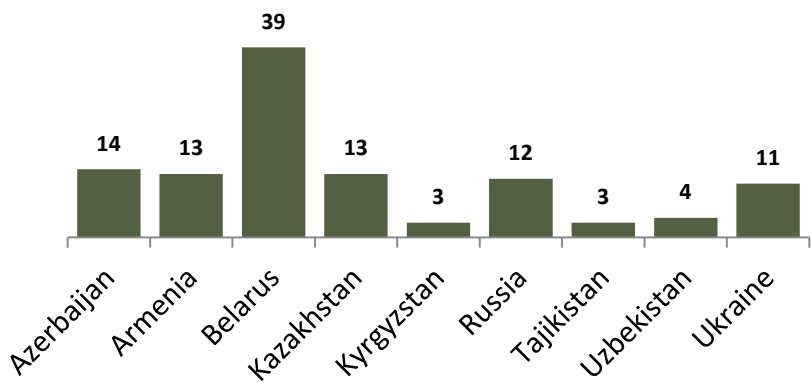




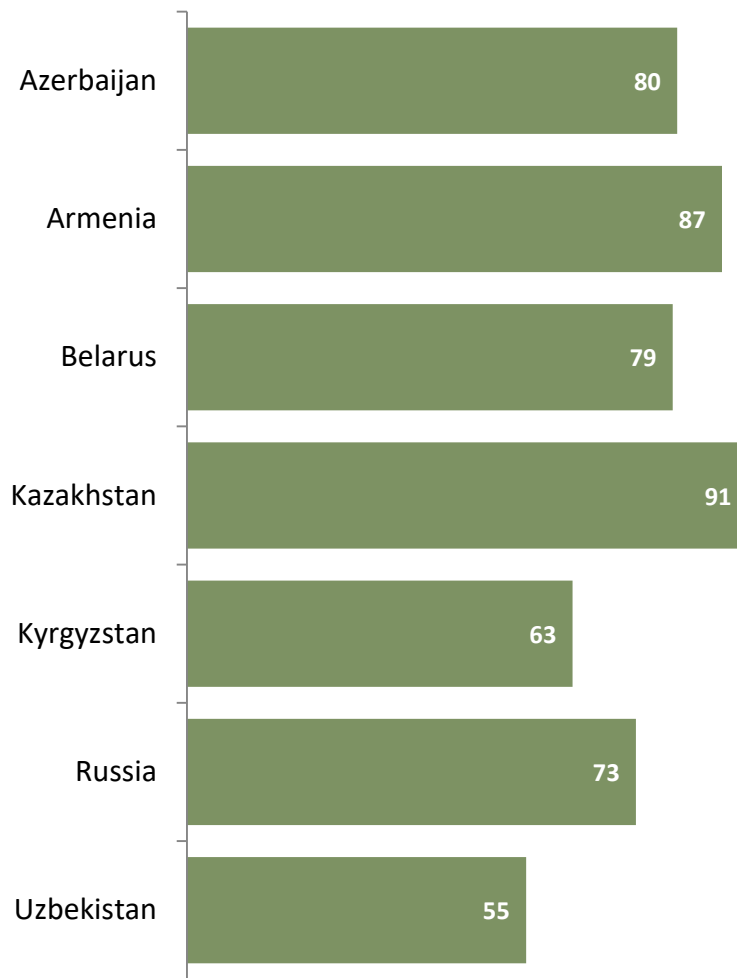
[SDG 5.b.1] Rate of people with a mobile phone
disaggregated by gender



Population availability of home fixed telephones
(per 100 people of population; by the end of 2019)



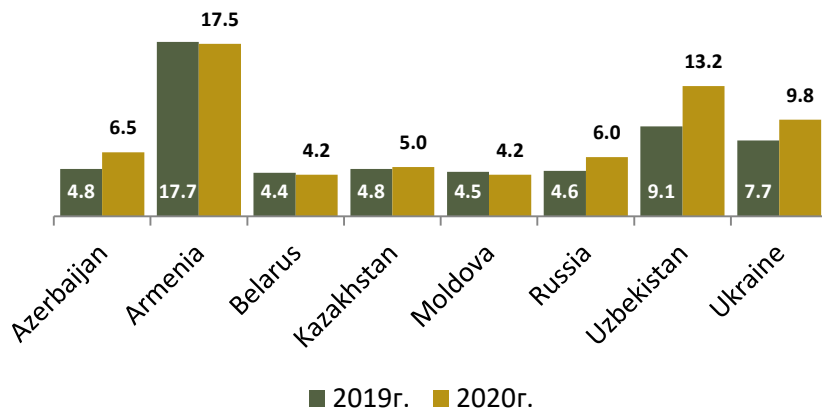
[SDG 17.8.1] Rate of population using the Internet



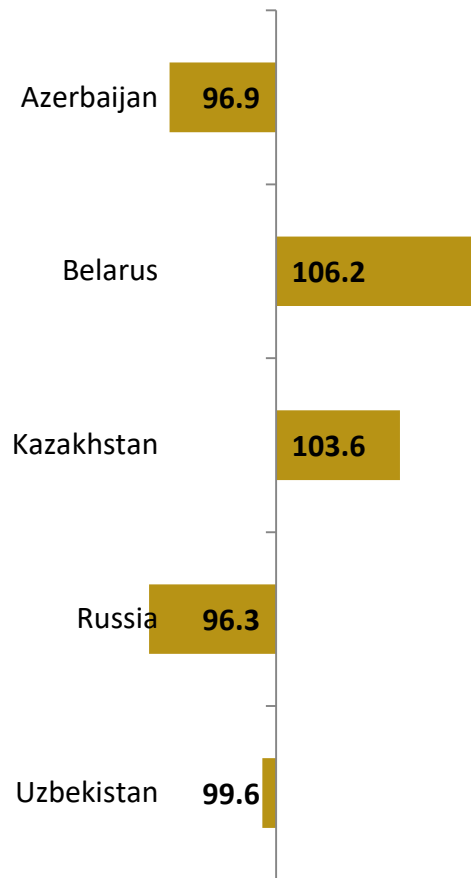


Impact of the COVID-19 pandemic on selected population living standards indicators

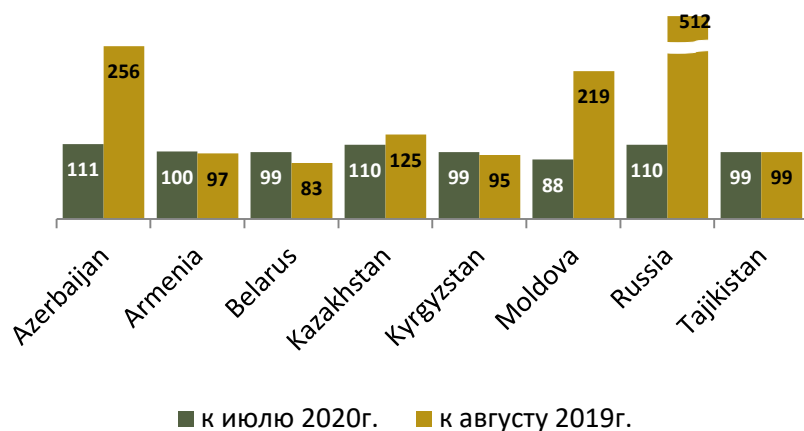
Unemployment rate
(II quarter, in %; by ILO methodology)



Indices of real per capita money income
(January - June 2020 in % to January - June 2019).



Officially registered unemployment



1) January June.

2) At the end of March 2020



Household consumer expenditure

(based on data from sample household surveys; as a percentage of the total)



	Belarus		Russia	
	II quarter 2019	II quarter of 2020	II quarter 2019	II quarter of 2020
CONSUMPTION EXPENDITURES - TOTAL	100	100	100	100
including for:				
Food and non alcoholic products	36.5	38.9	30.9	36.8
Alcoholic beverages, tobacco	3.0	2.8	3.1	3.5
clothes, footwear	7.0	5.3	7.1	5.4
housing services, water, electricity, gas and other fuels	9.8	11.1	10,7	13.1
household items, household appliances and current housing maintenance	5.9	6.7	5.4	7.1
healthcare	4.6	5.1	3.6	3.7
transportation	11.0	11.3	16.3	15.1
communication service	6.3	6.7	3.0	3.6
recreation and culture	5.7	4.0	8.1	4.3
education	1.3	1.0	0.6	0.4
Hotels, cafes & restaurants	3.3	1.8	3.6	0.7
Other goods & services	5.6	5.3	7.4	6.1

	Kazakhstan		Russia	
	II quarter 2019	II quarter of 2020	II quarter 2019	II quarter of 2020
CONSUMPTION EXPENDITURES - TOTAL	100	100	100	100
including for:				
buying food	54.4	60.1	34.2	37.5
purchase of non-food items	22.7	23.6	35.3	38,0
purchase of alcoholic beverages	0.7	0.8	1.7	1.8
payment for services	22.2	15.5	28.8	22.7



Activities of the CIS Statistical Committee

Translation into Russian of international recommendations for organizing work in the context of the pandemic

Dissemination of the experience of the CIS countries in collecting statistical information to assess the impact of the COVID-19 pandemic on households

Preparation of works:

- a model set of basic services and methods for assessing their accessibility for monitoring the SDGs
- system of poverty indicators for monitoring SDGs in the CIS region: current situation and directions for further development

Unofficial Russian translation of the new version of the Classifier of Individual Consumption by Purpose (COICOP)



Major changes to COICOP



COICOP 1999

Food products and non-alcoholic beverages
Alcoholic beverages, tobacco
clothing and footwear
04. Housing services, water, electricity, gas and other fuels
05. Household items, appliances and daily home care
06. Healthcare
07. Transport
Communication services
09. Organization of recreation and cultural events
Education
Hotels, cafes & restaurants
Other goods & services

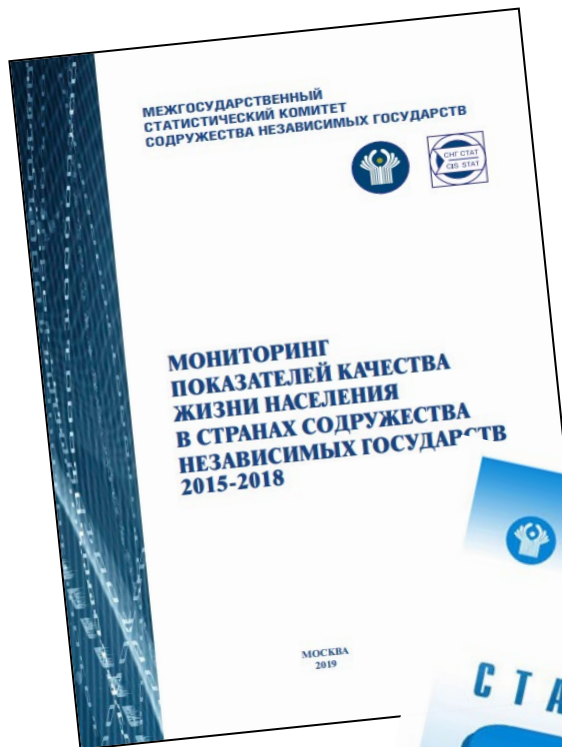
COICOP 2018

Food products and non-alcoholic beverages
Alcoholic beverages, tobacco
clothing and footwear
04. Housing services, water, electricity, gas and other fuels
05. Household items, appliances and daily home care
06. Healthcare
07. Transport
Information and communications
Recreation, sports, culture
Educational services
11. Restaurants and hotel services
12. Insurance and financial services
13. Personal hygiene, social protection and other goods





CIS Statistical Publications, including issues of poverty and inequality



Цели устойчивого развития, ориентированные на преодоление неравенства, охрану здоровья, в том числе сексуального и репродуктивного, сокращение детской и материнской смертности, увеличение продолжительности жизни, расширение доступа к качественному образованию, достижение гендерного равенства и улучшение качества жизни населения, являются приоритетными для государств – участников Содружества Независимых Государств. Эти цели были определены Программой действий Международной конференции по народонаселению и развитию (Каир, 1994 г.) и позднее вошли в «Повестку дня в области устойчивого развития на период до 2030 года» (ЦУР-2030), принятую Генеральной Ассамблеей ООН в 2015 году.

Странам Содружества, в которых проживает более 280 миллионов человек, достигнуты существенные положительные результаты в здравоохранении, образовании, повышении уровня и улучшении условий жизни населения, что способствовало росту продолжительности жизни и повышению ее качества.

В то же время, остается нерешенным комплекс проблем, связанных с доступом к жизненно необходимым услугам, качеством среды обитания, достижением гендерного равенства на рынке труда и в сфере принятия политических решений, реализацией национальных программ поддержки людей в особо сложных ситуациях, включая лиц, живущих в бедности, имеющих инвалидность, мигрантов. По мере постытельного старения населения стран Содружества особое значение приобретает выработка и реализация политики в интересах людей старшего поколения, а также принятие мер, способствующих активному долголетию для большинства пожилых людей.





Thank you for your attention!

Interstate Statistical Committee of CIS

<http://www.cisstat.com>