

Empowered lives.
Resilient nations.

GLOBAL
MULTIDIMENSIONAL
POVERTY INDEX 2019
**ILLUMINATING
INEQUALITIES**



Empowered lives.
Resilient nations.

Indices of Multidimensional Poverty

OPHI

5th of December 2019
Geneva, Switzerland

What is the global Multidimensional Poverty Index?



Empowered lives.
Resilient nations.

- **Internationally comparable** measure of acute multidimensional poverty in **100+ countries**
- Shows both the **incidence** and **intensity** of multidimensional poverty
- Uses primarily DHS and MICS surveys
- **Launched in 2010** in the UNDP's *Human Development Report*, based on the **Human Development Index** and the **SDGs**
- **Updated at least once a year** to include new datasets

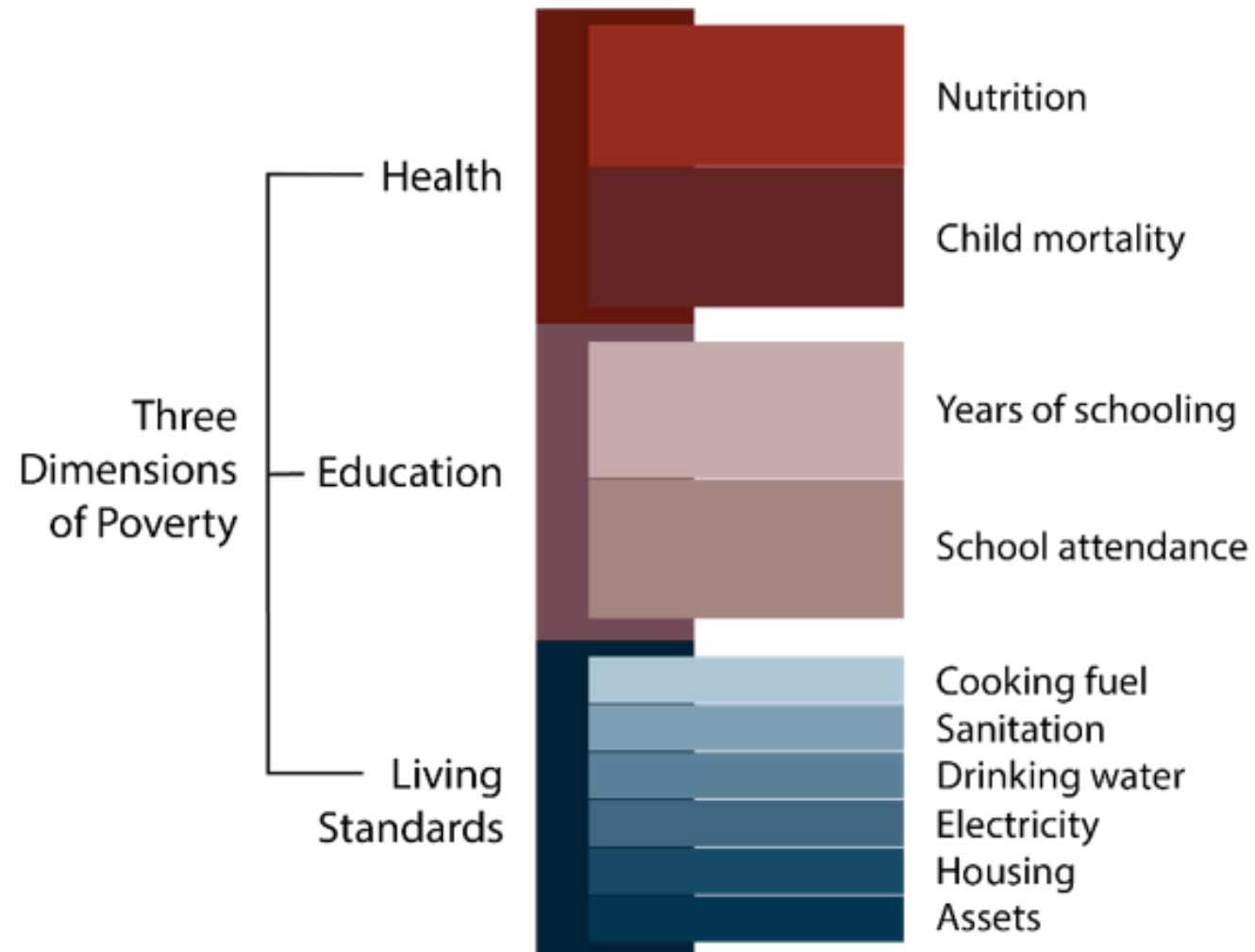
2019 GLOBAL
MULTIDIMENSIONAL
POVERTY INDEX

ILLUMINATING
INEQUALITIES

Composed of 3 Dimensions and 10 Indicators



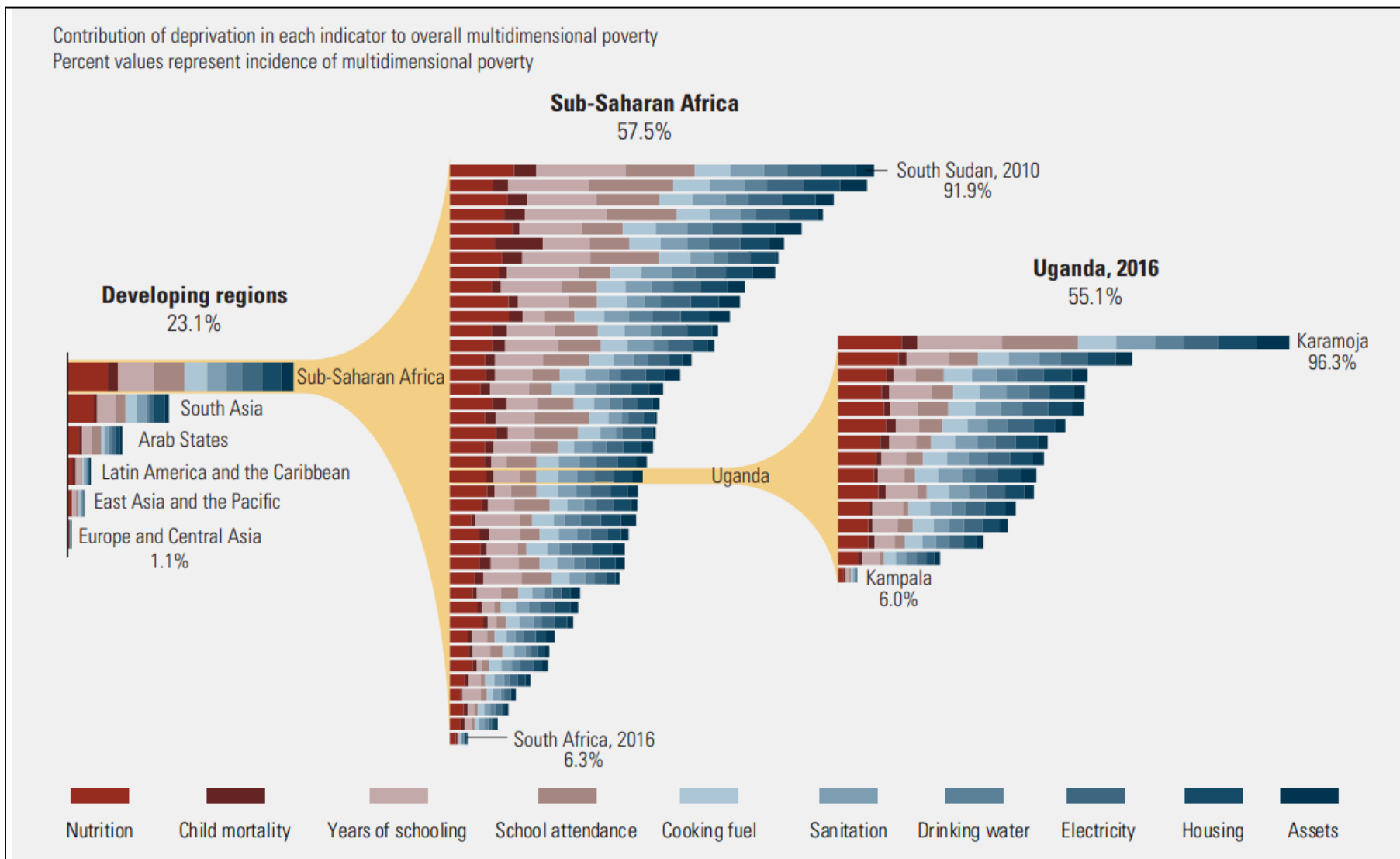

Empowered lives.
Resilient nations.



2019 GLOBAL
MULTIDIMENSIONAL
POVERTY INDEX

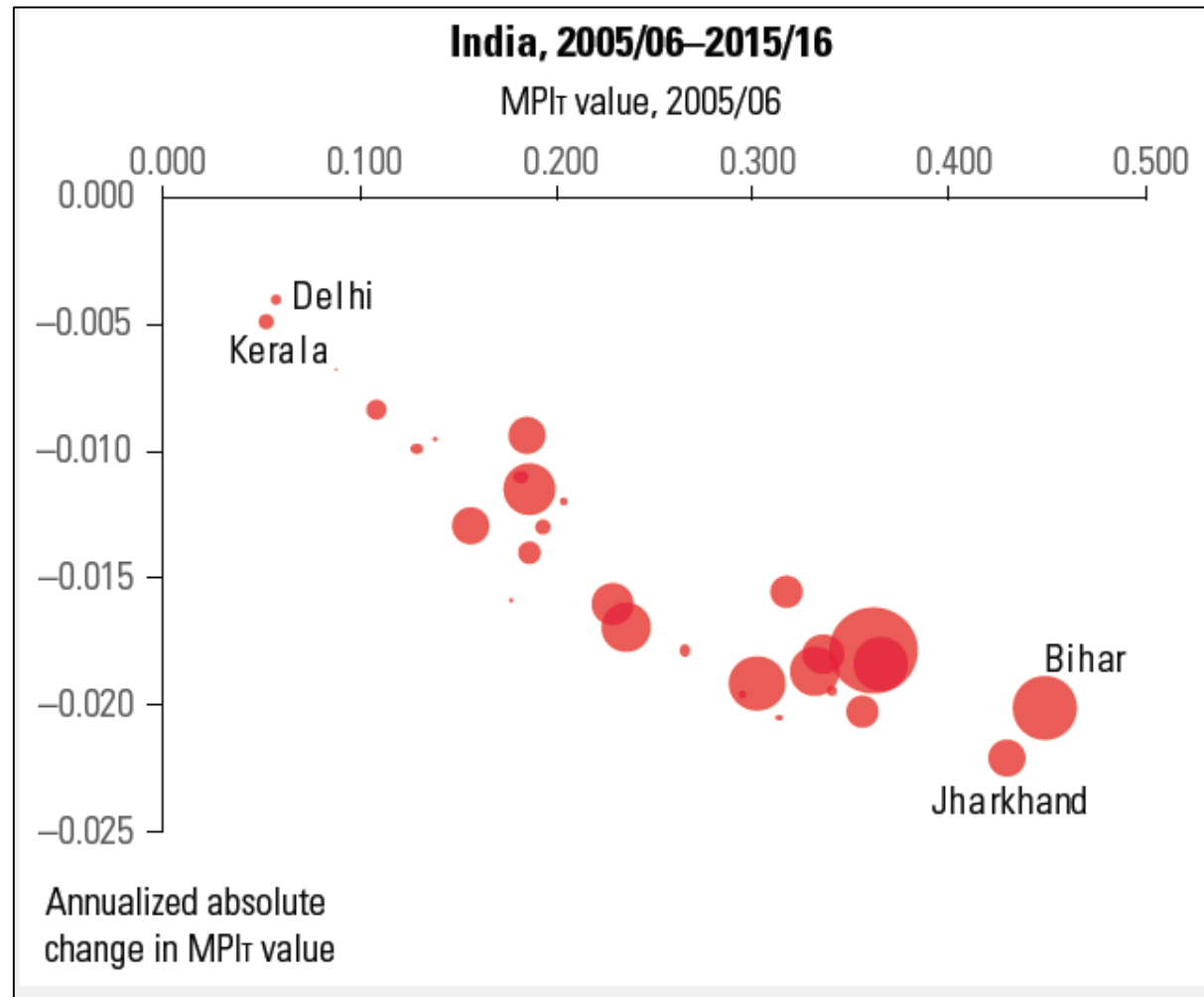
ILLUMINATING
INEQUALITIES

Going Beyond Averages: Subnational Disaggregation



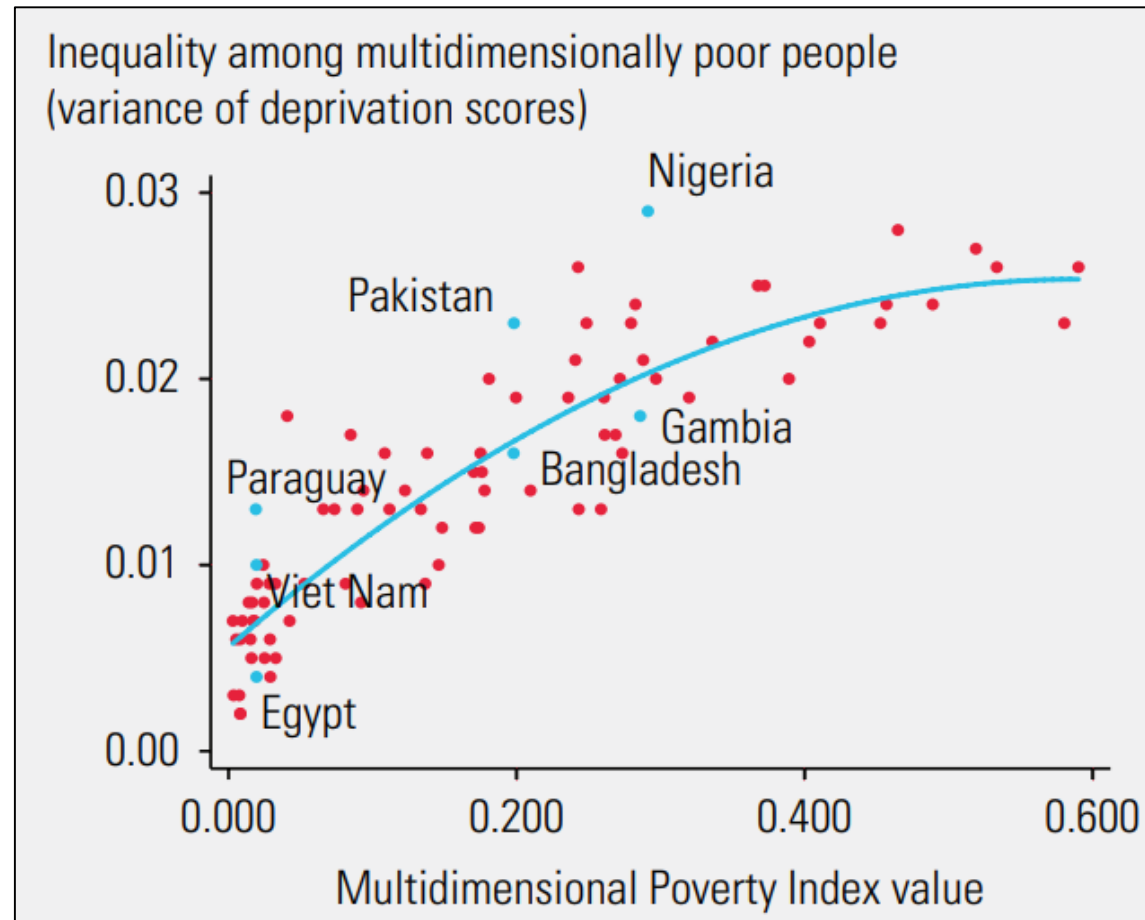
Leaving No One Behind

- Poorest states progressed fastest
- 271 million fewer persons were poor after 10 years



Inequality among the MPI poor

- Tends to increase with the value of the MPI, but there is variation across countries.
- **Individual level analyses are need.**



Global MPI figures for UNECE countries:

very low estimates; need for more accurate regional/national measure of MD poverty



Empowered lives.
Resilient nations.

Country	Survey	Year	MPI	Incidence (H, %)	Intensity (A, %)
Armenia	DHS	2015/16	0.001	0.19	36.21
Ukraine	MICS	2012	0.001	0.24	34.48
Serbia	MICS	2014	0.001	0.34	42.47
Turkmenistan	MICS	2015/16	0.001	0.40	36.08
Kazakhstan	MICS	2015	0.002	0.45	35.56
Montenegro	MICS	2013	0.002	0.38	45.70
Albania	DHS	2017/18	0.003	0.70	39.06
Moldova	MICS	2012	0.004	0.94	37.45
Kyrgyzstan	MICS	2014	0.008	2.28	36.32
Bosnia and Herzegovina	MICS	2011/12	0.008	2.19	37.93
TFYR of Macedonia	MICS	2011	0.010	2.53	37.74
Tajikistan	DHS	2017	0.029	7.44	38.96

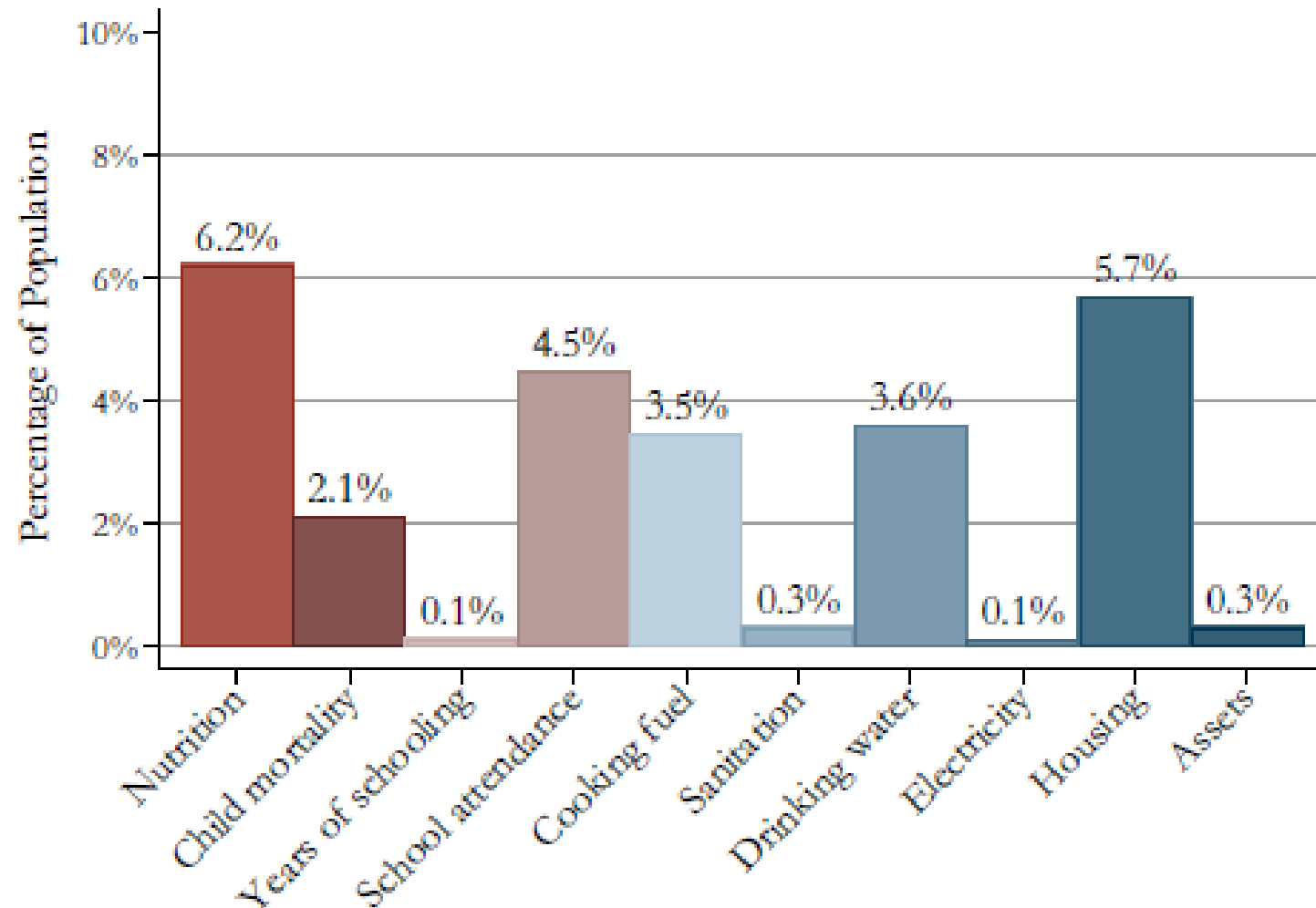
Global MPI figures for UNECE countries:

Tajikistan 2017

Censored headcount ratios



Empowered lives.
Resilient nations.



2019 GLOBAL
MULTIDIMENSIONAL
POVERTY INDEX

ILLUMINATING
INEQUALITIES

How to Move Forward?



Empowered lives.
Resilient nations.

- The SDG 1.1.2 indicator urges to take into account **national differences**
- Ordered **processes** (technical and political) need to be set in place
- Effective policymaking depends on the **quality of the poverty** measures (robust identification of the poor and the intensity of poverty – leave no one behind)

2019 GLOBAL
MULTIDIMENSIONAL
POVERTY INDEX

ILLUMINATING
INEQUALITIES

How to Move Forward?

An **OPHI-UNDP** manual proposes a way to think about this, and it shows successful examples across the world



Empowered lives.
Resilient nations.

How to Build a National Multidimensional Poverty Index (MPI): Using the MPI to inform the SDGs



Empowered lives.
Resilient nations.

United Nations Development Programme (UNDP) and
Oxford Poverty and Human Development Initiative (OPHI),
University of Oxford



2019 GLOBAL
MULTIDIMENSIONAL
POVERTY INDEX

ILLUMINATING
INEQUALITIES

How to Move Forward?

- National differences need to be taken into account, but a regional view is **possible** and **useful**
- Other regions have taken this route (**LAC and the Arab States**)
 - Regional trainings
 - Methodological harmonization
 - Regional tracking
 - Country differences **within** regions



Empowered lives.
Resilient nations.

2019 GLOBAL
MULTIDIMENSIONAL
POVERTY INDEX

ILLUMINATING
INEQUALITIES

To Conclude:




Empowered lives.
Resilient nations.

- The **global MPI** aims at being internationally comparable
(OPHI and UNDP)
- **National MPIs** can shed more useful light for policy actions towards accomplishing SDG 1.1.2
(policymakers, NSIs, OPHI, Civil Society, International Organizations)
- **Regional MPIs** are useful as benchmarks for specific world regions
(Regional bodies, NSIs, OPHI)

2019 GLOBAL
MULTIDIMENSIONAL
POVERTY INDEX

ILLUMINATING
INEQUALITIES



2019 GLOBAL
MULTIDIMENSIONAL
POVERTY INDEX

**ILLUMINATING
INEQUALITIES**

Thank you



*Empowered lives.
Resilient nations.*