

Measuring migration and external labor migration in Ukraine

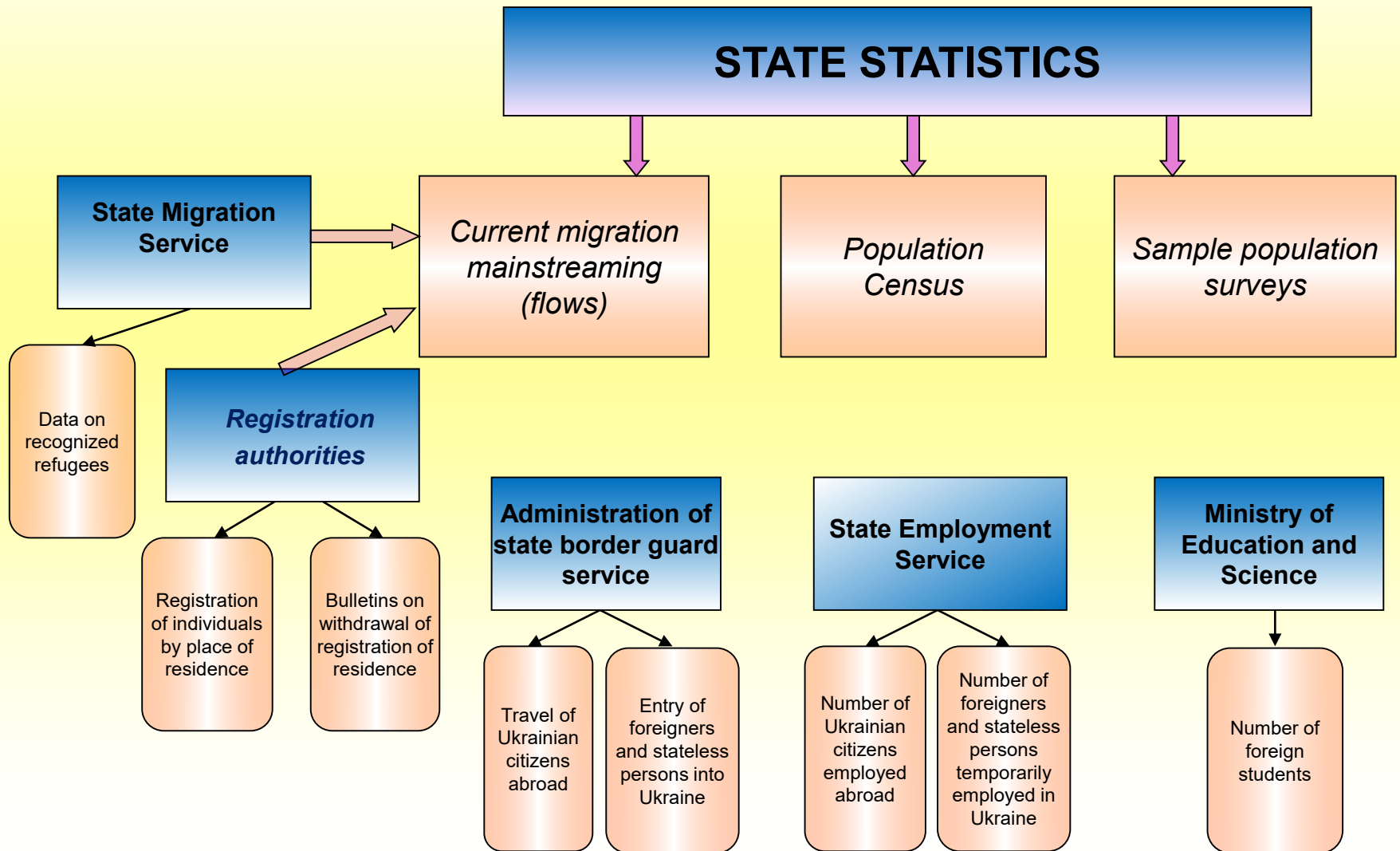
Neverovska Lidiya

October 2020

Sources of Migration Statistics Ukraine Population

- **administrative data;**
- **population census;**
- **sample household surveys;**
- **special surveys.**

Sources of Migration Statistics Ukraine Population



Administrative data of population migration statistics

Place of residence registration of individuals

- date of birth;
- place of birth;
- sex;
- nationality;
- place of residence registration;
- address of previous residence registration.

Bulletins on withdrawal of residence registration of individuals

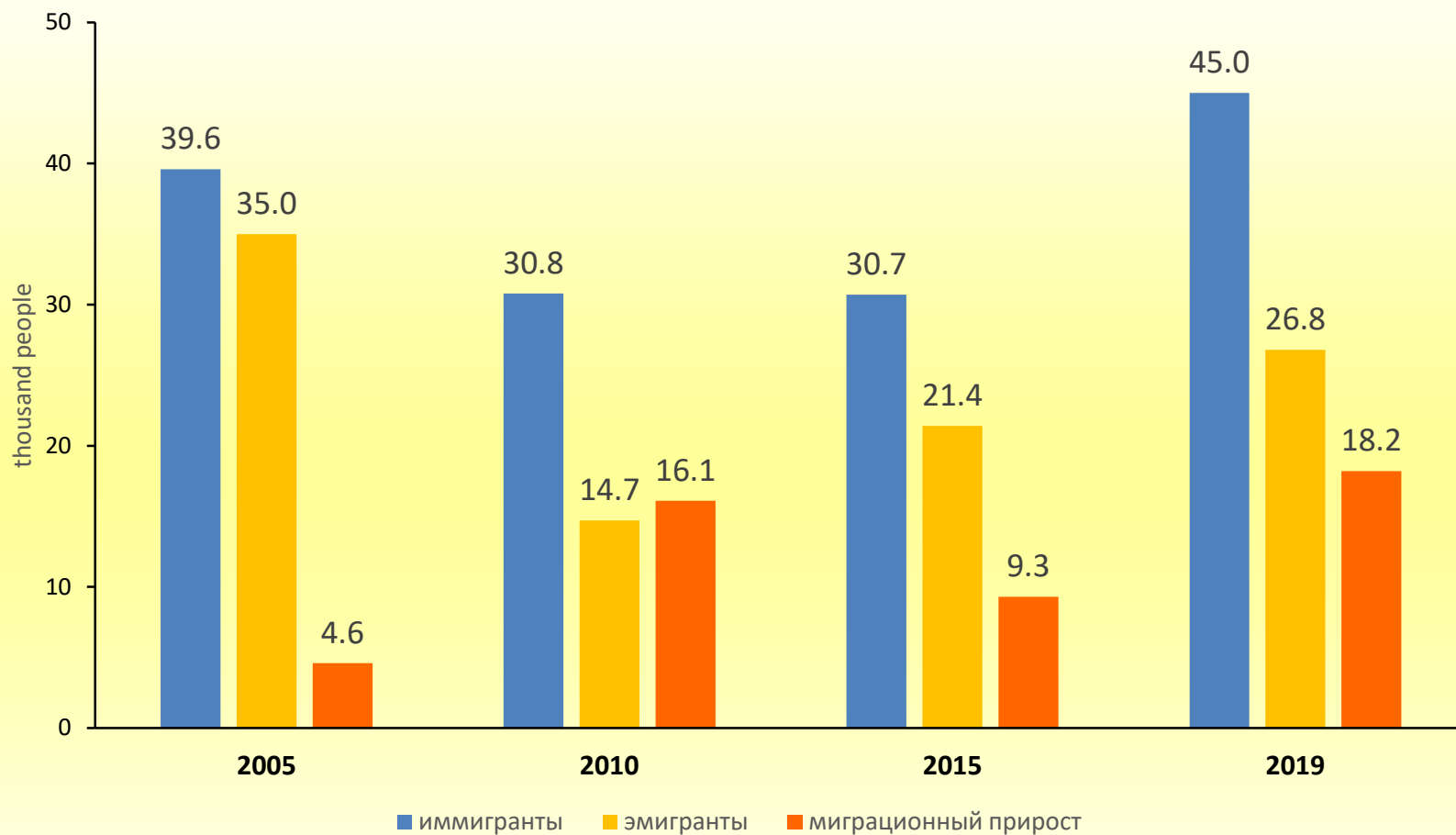
- date of birth;
- place of birth;
- sex;
- nationality;
- the address from which the residence registration is withdrawn;
- registration address of the future place of residence.

Migration population statistics

Number of new arrivals /departures

- **Migration flows:**
 - internal migration (intraregional, cross-regional)
 - international migration;
- **Sex/age composition of migrants;**
- **Countries of arrival/departure;**
- **Nationality of migrants.**

International migration



In 2019, the number of immigrants was 45.0 thousand people, the number of emigrants - 26.8 thousand people.

Population Census - questions on migration:

- Place of birth/residence;
- Citizenship;
- In this locality you have lived permanently since birth;
- When did you leave or depart from your place of residence, its address?
- Have you lived in another country for more than a year (what country did you come to Ukraine from, what year)?;
- The reason for your stay in another country (permanent residence, study, work (employment), medical treatment, family circumstances, avoidance of negative consequences of armed conflict, temporary occupation, pervasive violence, etc.);
- Do you plan to leave (depart from) your place of residence in Ukraine? Reason;
- Location of your main occupation (*specify name of region, district, settlement in Ukraine or the name of another country*).

Population Census - basic indicators

Answers to questions provide data:

Number of people living in a given locality since birth (sedentary population) and their socio-demographic characteristics

Number of people who have changed their place of residence within Ukraine (**internal migration**) and their socio-demographic characteristics

Number of persons who came to Ukraine for permanent residence from other countries (**immigrants**) and their socio-demographic characteristics

Number of people who have lived in another country for a year or more (**emigrants**) and their socio-demographic characteristics

Number of employees whose place of work is not on the territory of their residence (**pendulum labor migration**) and their socio-demographic characteristics

Number of internally displaced persons (**IDPs**) and their socio-demographic characteristics

Labor Force Survey Sample (LFS)

In 2008, 2012 and 2017 a **sample survey of population (households) on labor migration** was conducted (as a module to the labor force survey).

The purpose of the surveys is to estimate the volume, geographic focus, frequency and duration of external labor migration of Ukrainian citizens, their socio-demographic and economic characteristics.

Methodology of the survey in 2017.

Definition

Migrant workers - persons aged 15-70, who worked or sought employment abroad during a certain period (from January 1, 2015 to June 18, 2017).

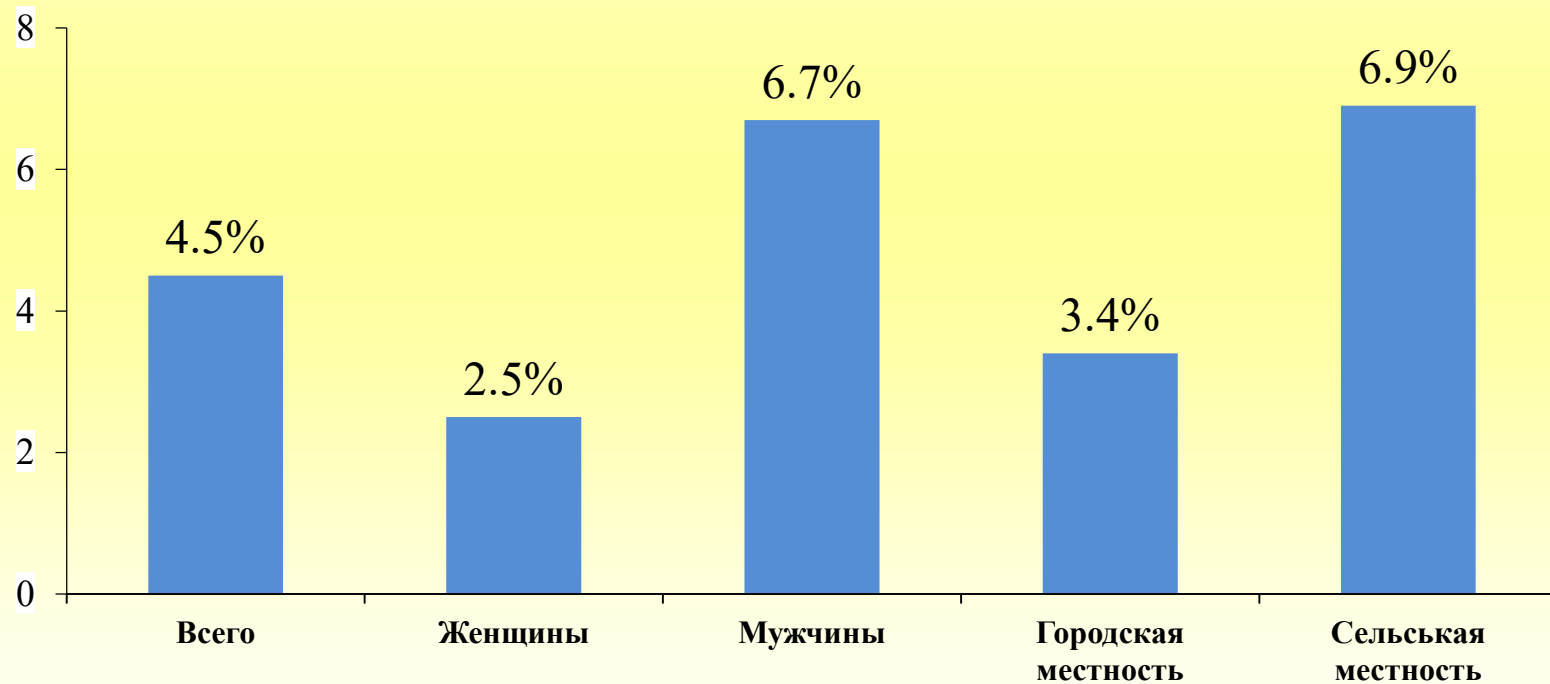
They included persons who at a certain period of time had a job abroad, but have already returned to Ukraine, as well as those who were abroad to perform or search for job during the survey.

Main results of LFS 2017.

- 1.3 million people, or 4.5% of the population aged 15-70, have been working or searching for jobs abroad during the last two and a half years (January 1, 2015 - June 18, 2017). Among the working age population the share of labor migrants in this period was 5.2%.
- Among labor migrants 97.9% worked abroad during the mentioned period of time and only 2.1% (27.7 thousand) went abroad to search for job.

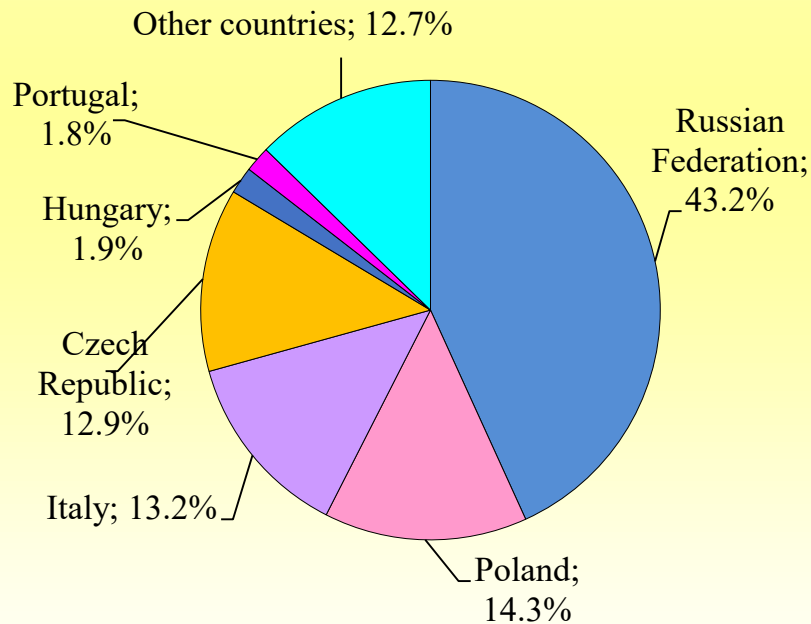
Level of population participation in external labor migration, 2015-2017

(in % of the population aged 15-70 of the corresponding group)

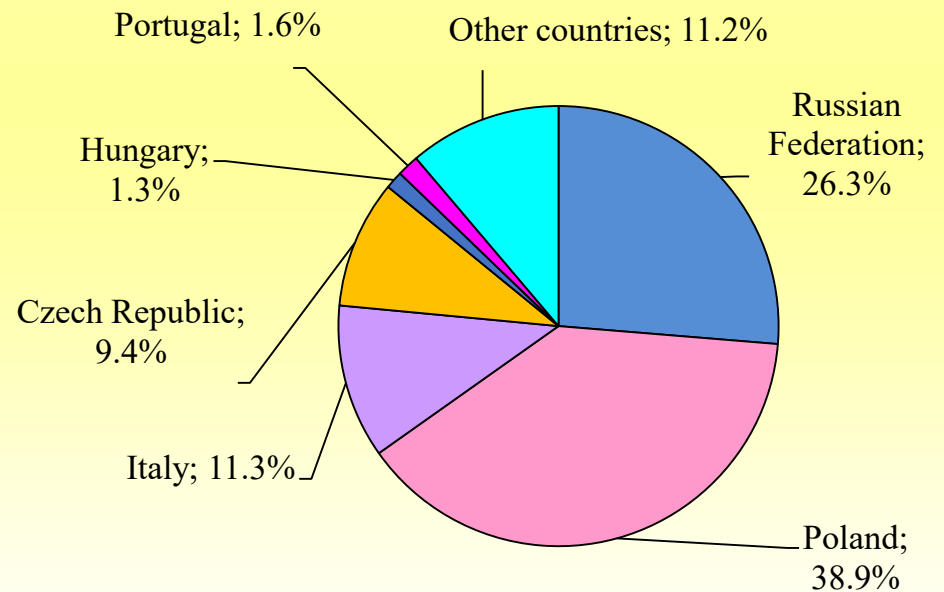


Migrant workers by country of destination (according to LFS surveys in 2012 and 2017)

2010-2012



2015-2017



Publications on migration and labor force migration

Demographic Yearbook "Population of Ukraine"

(2002-2019)

http://www.ukrstat.gov.ua/druk/publicat/kat_u/2020/zb/10/zb_nas_2019.pdf

Statistical bulletin "External Labor Migration of the Population of Ukraine"

(2015-2017)

http://csrv2.ukrstat.gov.ua/druk/publicat/kat_u/2017/bl/12/bl_ztm_2017.zip

The report on methodology, organization of carrying out and results of modular sampling survey on questions of labor migration in Ukraine

(2010-2012)

http://www.ukrstat.gov.ua/druk/publicat/kat_u/2013/dop/12_13/zvit.zip

"External labor migration of the population of Ukraine"

(2005-2008)

<http://www.ukrstat.gov.ua/druk/katalog/pracia/ztm.zip>

Problems of obtaining complete and reliable information on population migration in Ukraine

- **related to the information base:**

 - lack of data consistency from different sources;*
 - limited access to data from other countries;*

- **methodological nature:**

 - lack of criteria for a clear statistical classification of participants in migration processes;*

- **lack of resource support for the statistical observations being implemented.**

Perspective directions of improvement of studying migration processes in Ukraine

- study of population migration issues within the framework of the next population census;
- development of current migration methodology estimation based on the results of special surveys on migration issues and administrative registers;
- conducting a labor force survey module on labor migration in 2022;
- develop interaction between government agencies on the study of migration flows;
- creation of a unified information system for estimation and analysis of migration flows from various data sources in order to study migration processes;
- exchange of data on migration and labor migration between countries to improve the estimation.

Thank you for your attention!