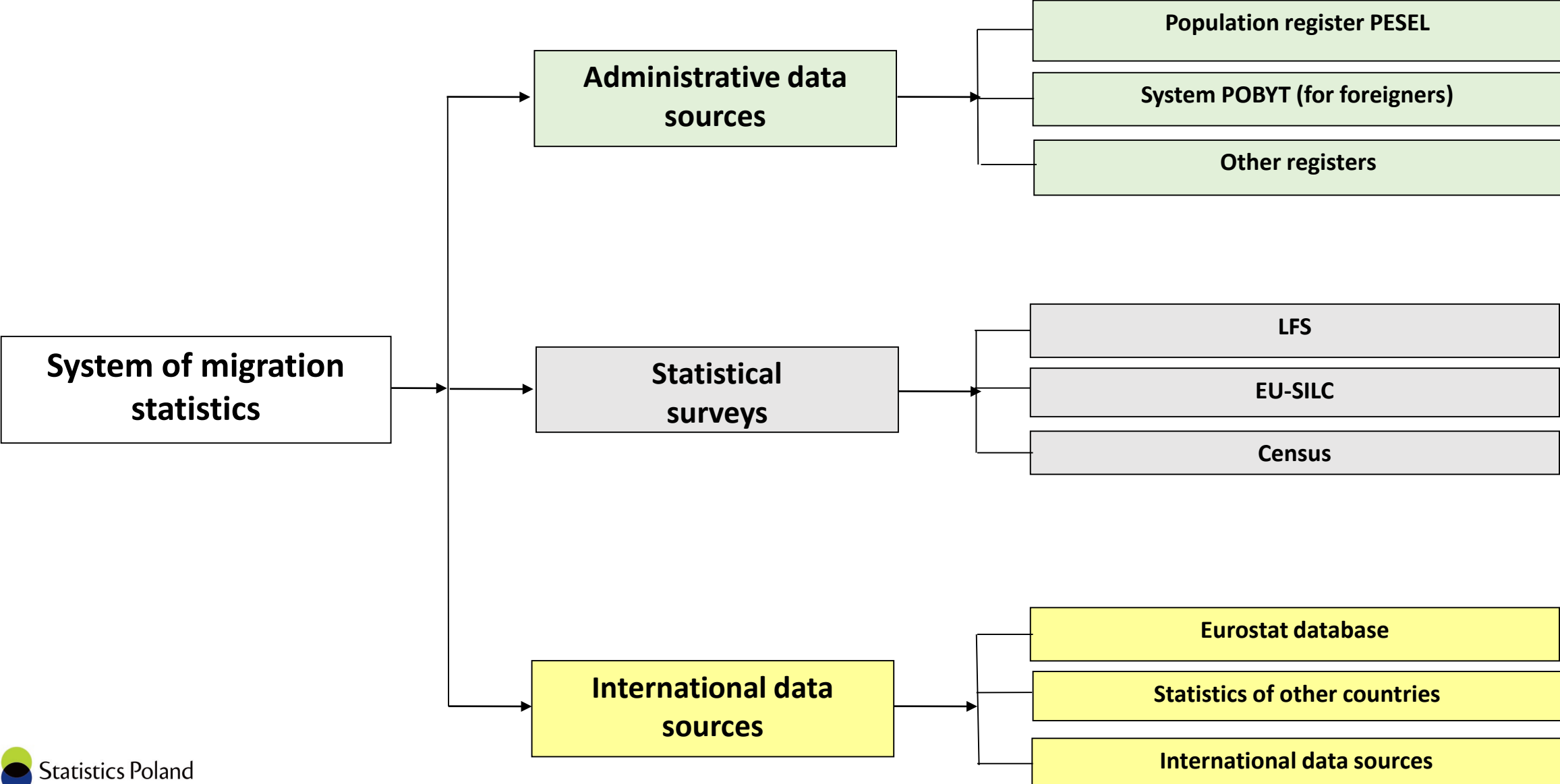


The foreign population in Poland during the COVID-19 pandemic

Dr Maciej Beręsewicz
Statistics Poland

UNECE Online meetings on migration statistics
29.10.2020

Statistical system on measuring international migration in Poland



About the study

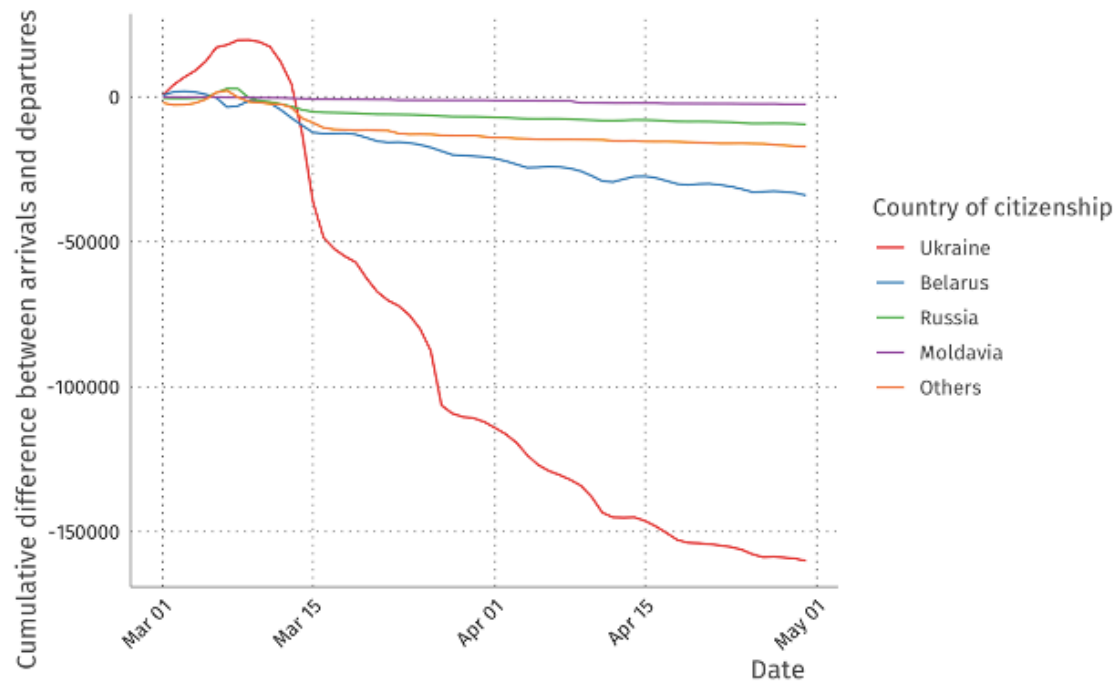
1. The following study report presents preliminary estimates concerning changes in the number of foreigners staying in Poland before 1st of March and at the end of April 2020.
2. It is based on the data from administrative registers and information on foreigners arriving in and leaving Poland provided by the Border Guard. Reduction response burden.
3. Experimental statistics were also provided for subpopulation of foreigners -- insured (natural) persons who indicated citizenship other than Polish.
4. The results should be treated as experimental and tentative.
5. The study is based on a number of assumptions reflecting the availability and quality of data sources used to produce the estimates.

Estimate the size of the foreign population

1. The estimates are based on the size of the foreign population staying in Poland at **31st December 2019**, which was established using information on citizenship from administrative registers.
2. Data from **9 registers** were used for this purpose linked using personal identifier (PESEL) and combination of demographic variables (e.g. sex, birth date).
3. The initial established number of foreigners was **2.1 mln**, including **1.35 mln citizens of Ukraine**, accounting for 64.2%.
4. Based on information provided by the National Border Guard, in March and April 2020, **938k foreigners left** Poland and **714k arrived**, which represents a decline by about **223k people (by 10.1%)**.
5. **The population of Ukrainian citizens had declined by 11.5%**. The biggest decrease was recorded among citizens of Belarus (32.2%) and Russia (25.7%).

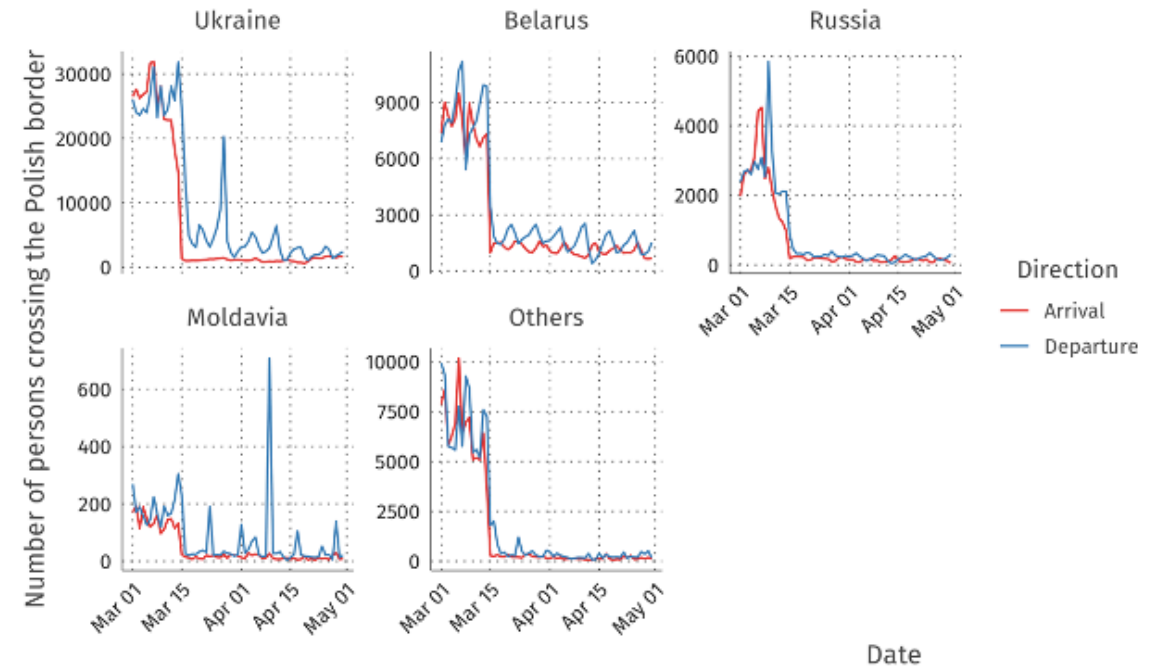
Polish data on COVID 19 – arrivals and departures

Figure 3. Cumulative difference between arrivals and departures for selected groups of foreigners between 1 March and 30 April 2020.



Source: based on data from The Border Guard

Figure 4. Daily changes in the number of foreigners crossing Polish border between 1 March and 30 April 2020 by country of citizenship



Source: based on data from the Border Guard

Polish data on COVID 19 – employment by sex and age

Figure 2: A decline in the number of foreigners (natural persons) registered for old-age and invalidity insurance by sex and age at the end of March and April relative to February 2020 (in relative terms)

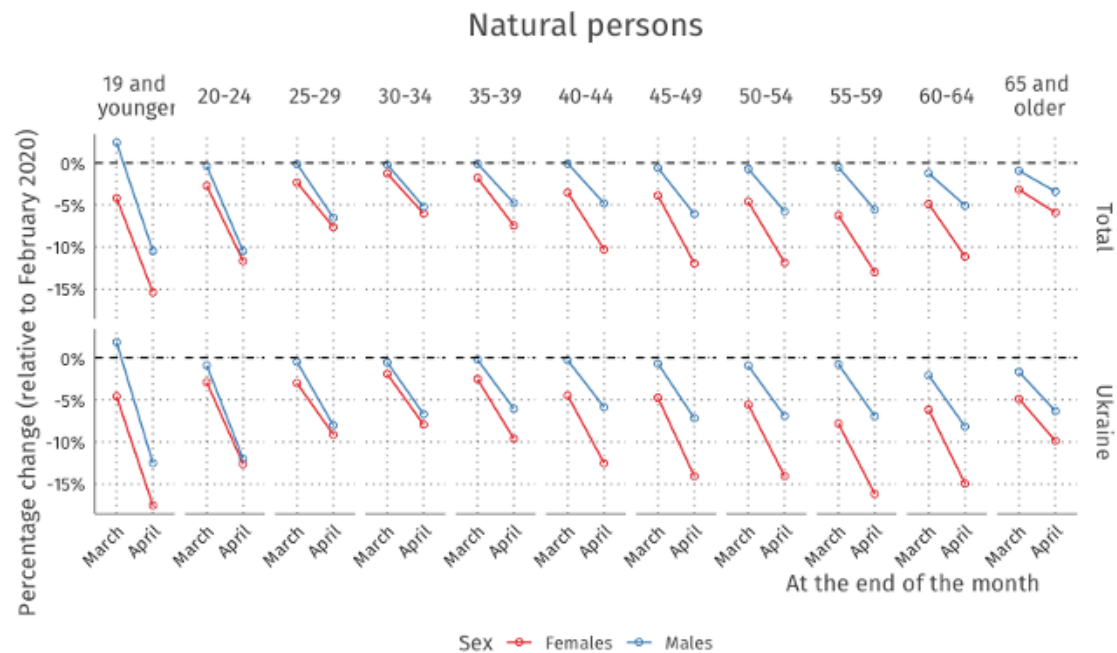
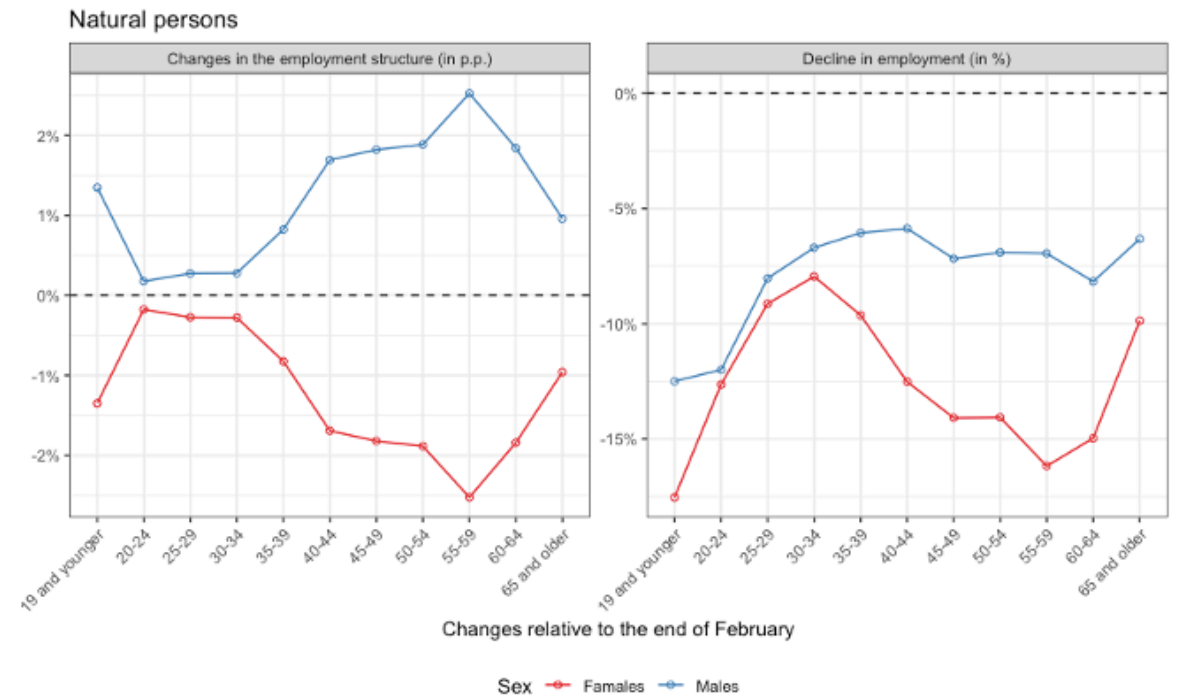
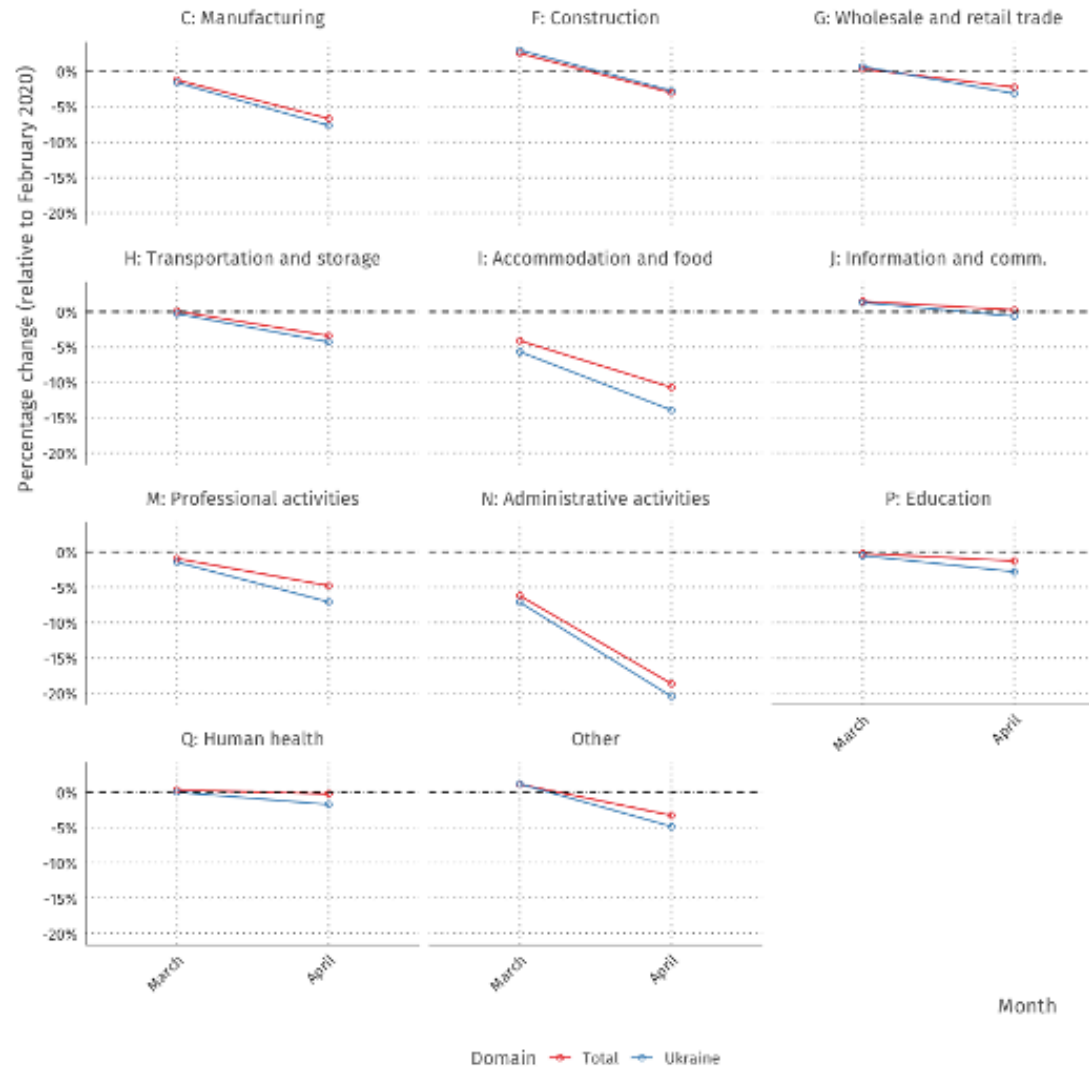


Figure 4: A decline in the number of foreigners (employees) registered for old-age and invalidity insurance by sex and age



Polish data on COVID 19 – employed by NACE

Figure 6: Changes in the number of foreigners (natural persons) registered for old-age and invalidity insurance by sex and age



Conclusions

1. We strengthen our collaboration with key partners – Border Guards and The Social Insurance Institution.
2. We obtained new, more detailed and timely data from registers.
3. Our approach was solely based on linked administrative data.

References and contact

- References

- The foreign population in Poland during the COVID-19 pandemic --
<https://stat.gov.pl/en/experimental-statistics/human-capital/the-foreign-population-in-poland-during-the-covid-19-pandemic,10,1.html>
- Appendix - The foreign population in Poland during the COVID-19 pandemic --
<https://stat.gov.pl/en/experimental-statistics/human-capital/appendix-the-foreign-population-in-poland-during-the-covid-19-pandemic,10,2.html>

- Contact

- The report was elaborated by :
 - dr Maciej Beręsewicz
 - Centre for Small Area Estimation, Statistical Office in Poznań
 - Mail: m.beresewicz@stat.gov.pl