

Canadian Longitudinal Immigration Database (IMDB)

Presentation to the 2019 UNECE Work Session on Migration Statistics

Delivering insight through data for a better Canada

Context of immigration in Canada

Non-permanent residents	<ul style="list-style-type: none"> • Asylum seekers • Persons with a work or study permit 	
Permanent residents	<ul style="list-style-type: none"> • Economic immigrants (60%): Contributing to Canada's economy • Immigrants sponsored by family (27%): Reuniting with family members • Refugees (12%): Seeking protection and escaping persecution 	<p>In 2016, immigrants represented 21.9% of the Canadian population.</p>

*Actual percentages by admission category vary year to year. Values shown are based on averages from 2000-2016

Developed with the participation of federal and provincial partners

- The Longitudinal Immigration Database (IMDB) is funded by Immigration, Refugees and Citizenship Canada (IRCC) and all 10 Canadian provinces
- The IMDB connects administrative immigration and citizenship data with longitudinal socio-economic outcomes, facilitating broad and detailed analysis and research
- The results can be accessed via tables online, research publications, interactive applications, custom tabulations and microdata access in the Research Data Centres (RDC)

Primary statistical needs addressed

- Longitudinal design to understand short- and long-term outcomes of immigrants to Canada
- Connection between characteristics at admission (and immigration policy and program levers such as admission category) and socio-economic outcomes afterwards
- Ability to measure outcomes for very specific subsets of immigrants (e.g. specific admission categories for single cohort years)
- Understanding within-Canada migration patterns of immigrants at lower levels of geography

Traditional source files

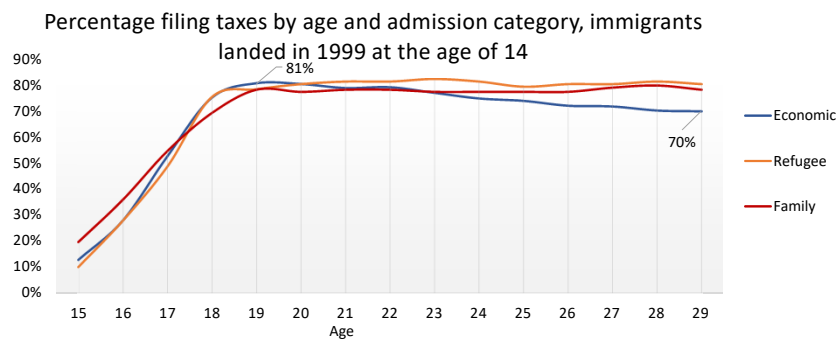
Permanent resident files from Immigration Refugee Citizenship Canada, 1980-

- **Information at admission:**
 - Admission category
 - Admission date
 - Country of birth
 - Knowledge of official language at admission
 - Intended occupation
 - Intended place of residence in Canada
 - and much more...

Longitudinal Tax files (T1FF) from the Canadian Revenue Agency, 1982-

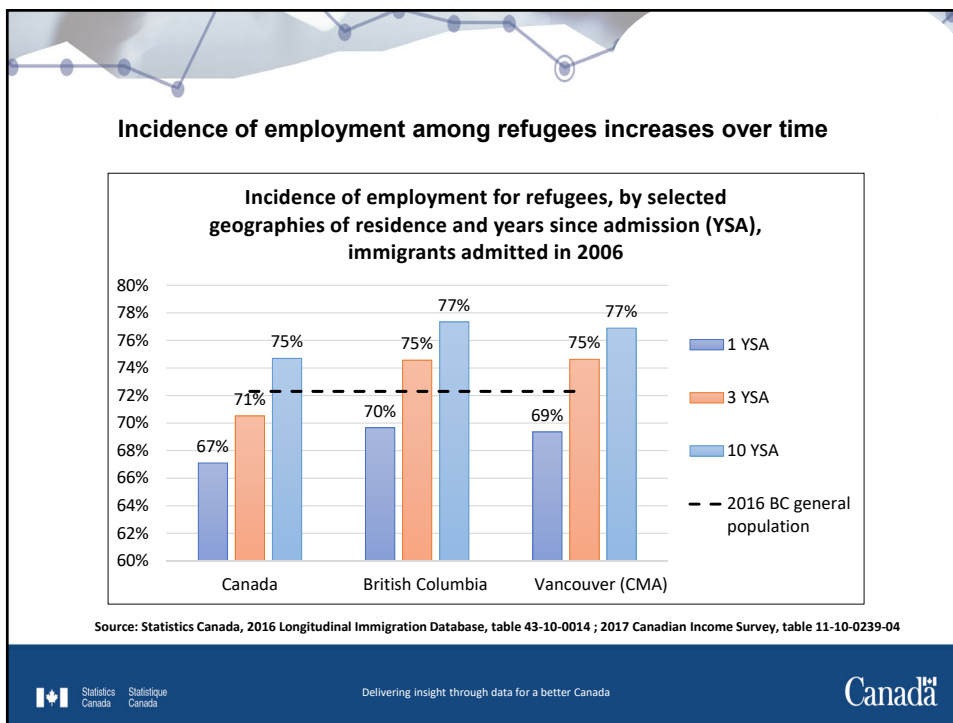
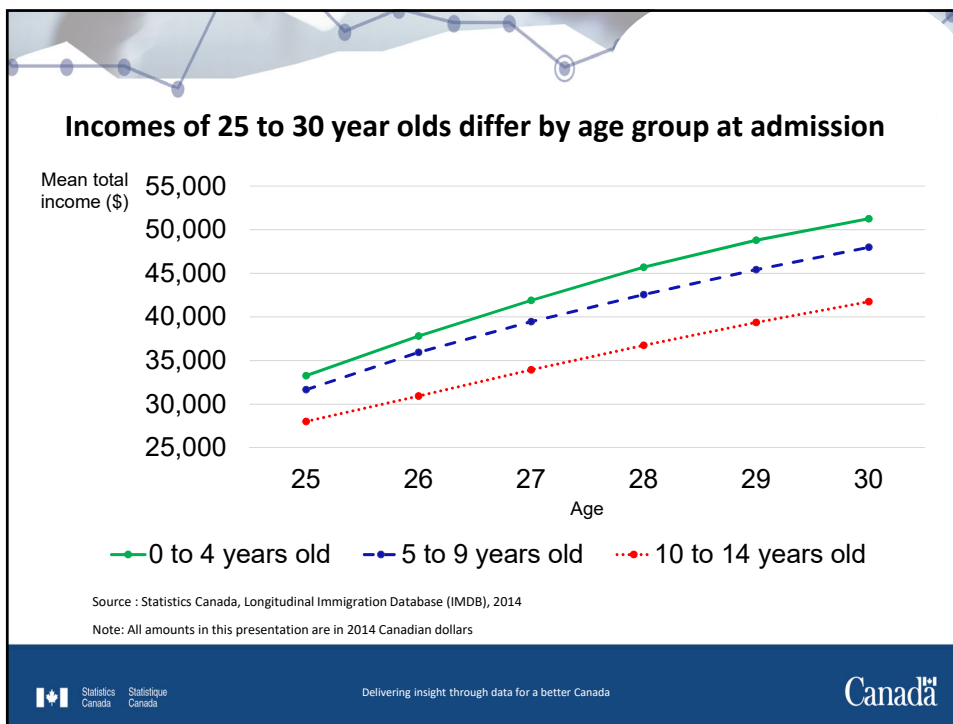
- **Individual and family level incomes:**
 - Employment income
 - Social assistance
 - Industry (NAICS)
 - Tax credit for post-secondary education
 - Place of residence for taxation year
- **Family composition:**
 - Family size
 - Marital status
 - Number of children, by age
 - Number of immigrants in the family
 - and much more...

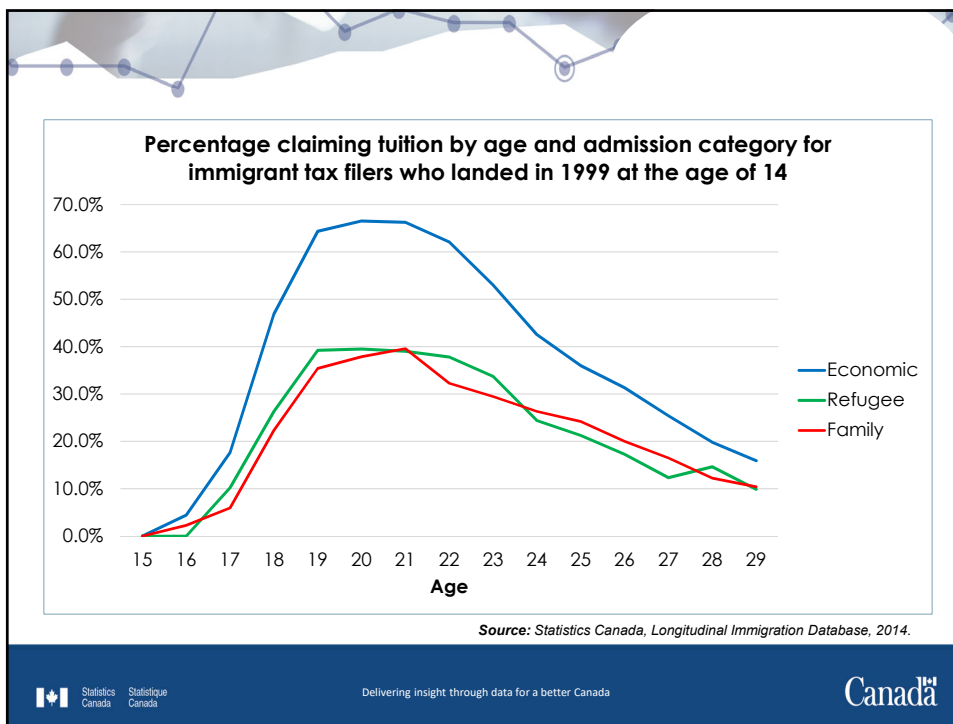
Population coverage limitations of source administrative data



- The rate of tax filing increases rapidly between 15 and 19 years of age. The tax filing rate stays constant for family class immigrants and refugees, but decreases from a peak of 81% to 70% among those in the economic class by the time they are 29 years old.

Source: Statistics Canada, 2014 Longitudinal Immigration Database





- ### Key new developments for the IMDB
- Expanded universe to include all immigrants and non-permanent residents since 1980
 - Including longitudinal NPR permits with details
 - New module for children to connect outcomes of immigrant children with the outcomes of their parents
 - Integrated Citizenship data since 2005
 - Added salaries and wages data from T4s
 - Outcomes available 1 year earlier
 - Better coverage of temporary foreign workers
 - New data tables and data visualization tool available online

Target population: All immigrants admitted to Canada since 1980
All non-permanent resident permits since 1980

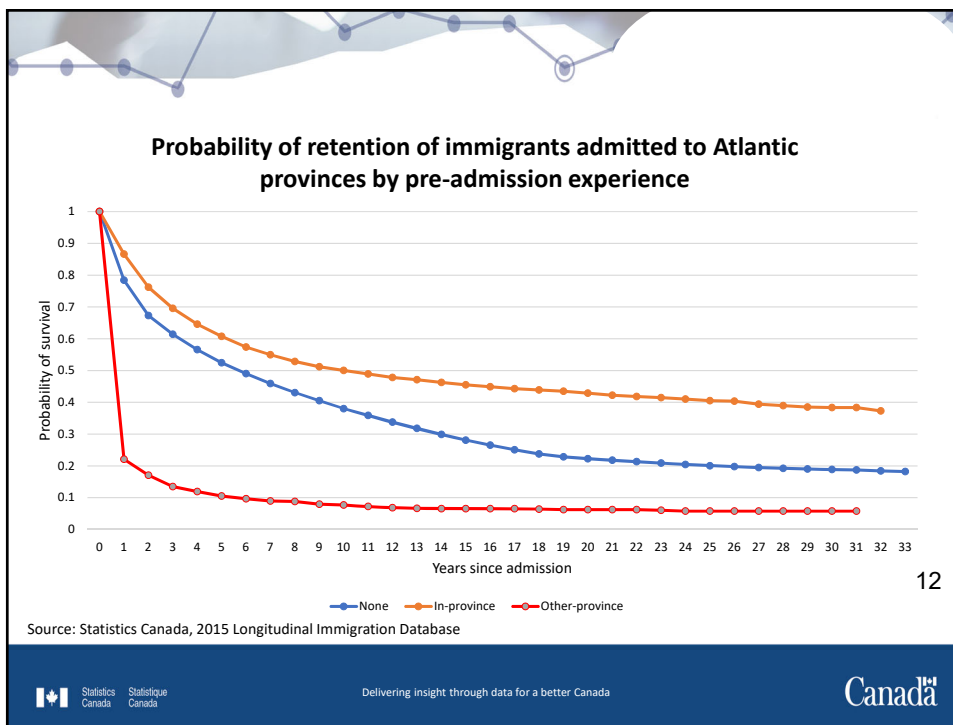
Immigration Administrative Data

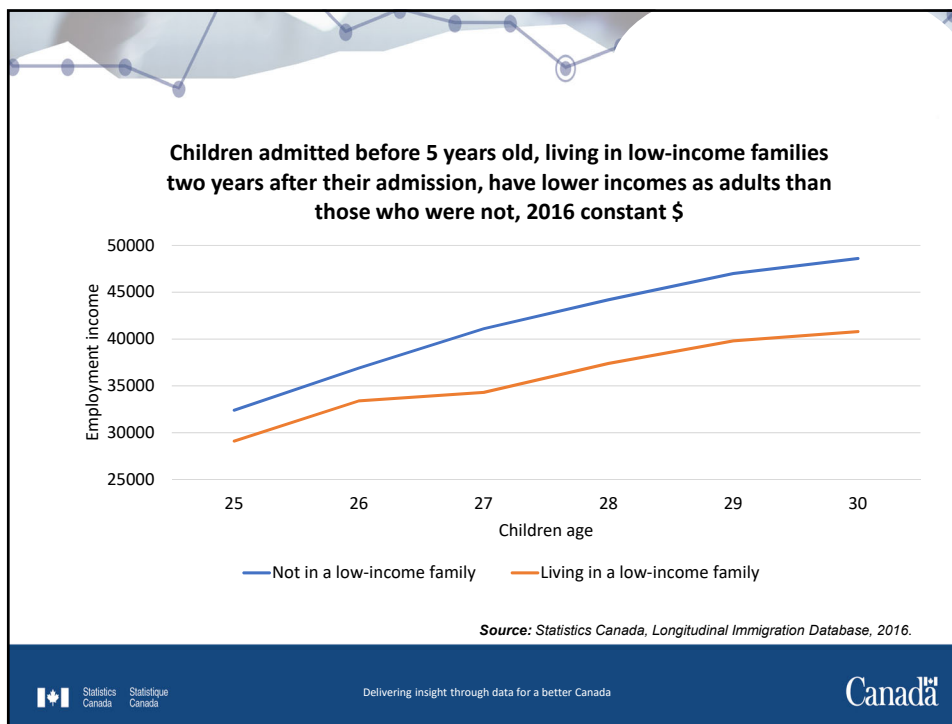
- Permanent resident files 1980-
- Citizenship records 2005-
- Settlement services 2013-
- Temporary resident permits 1980-

Longitudinal tax data and other administrative data

- Annual tax files 1982-
- Wages & salaries 1997-
- Tax based Family Files for children 1982-
- Mortality records 1980-

Statistics Canada / Statistique Canada | Delivering insight through data for a better Canada | Canada





Next steps and upcoming developments

- **Enhanced website presence**
 - Portal dedicated to immigration statistics with focus on IMDB
 - New tables to better address emerging needs of provinces and other stakeholders
 - Asylum seekers, international students, and temporary foreign workers
 - Citizenship and pre-admission experience
 - More outcomes at lower levels of geography
 - Immigrant families and children
 - Increased use of data visualization
- **Expanded universe to cover immigrants since 1952**
- **Connections between the IMDB and other data sources**

Longitudinal Immigration Database (IMDB): Interactive app

Release date: April 16, 2019 More information

Data

2016 taxfilers - broad admission category

2016 taxfilers - detailed admission category

Income type

All income:

Wages, salaries and commissions:

Self-employment income:

Province of residence

Alberta:

British Columbia:

Territories:

Sex

Total, Sex:

Females:

Males:

Admission year

2006:

Pre-admission experience

Total, pre-admission experience:

With work and study permits:

With work permit(s), no study permit:

Admission category by years since admission and chosen statistic

English: <https://www150.statcan.gc.ca/n1/pub/71-607-x/71-607-x2019003-eng.htm>

French: <https://www150.statcan.gc.ca/n1/pub/71-607-x/71-607-x2019003-fra.htm>

Delivering insight through data for a better Canada

For more information,
please visit
www.statcan.gc.ca

Consult the IMDB technical report:
<https://www150.statcan.gc.ca/n1/pub/11-633-x/11-633-x2018019-eng.htm>

THANK YOU!

#StatCan100

Delivering insight through data for a better Canada