

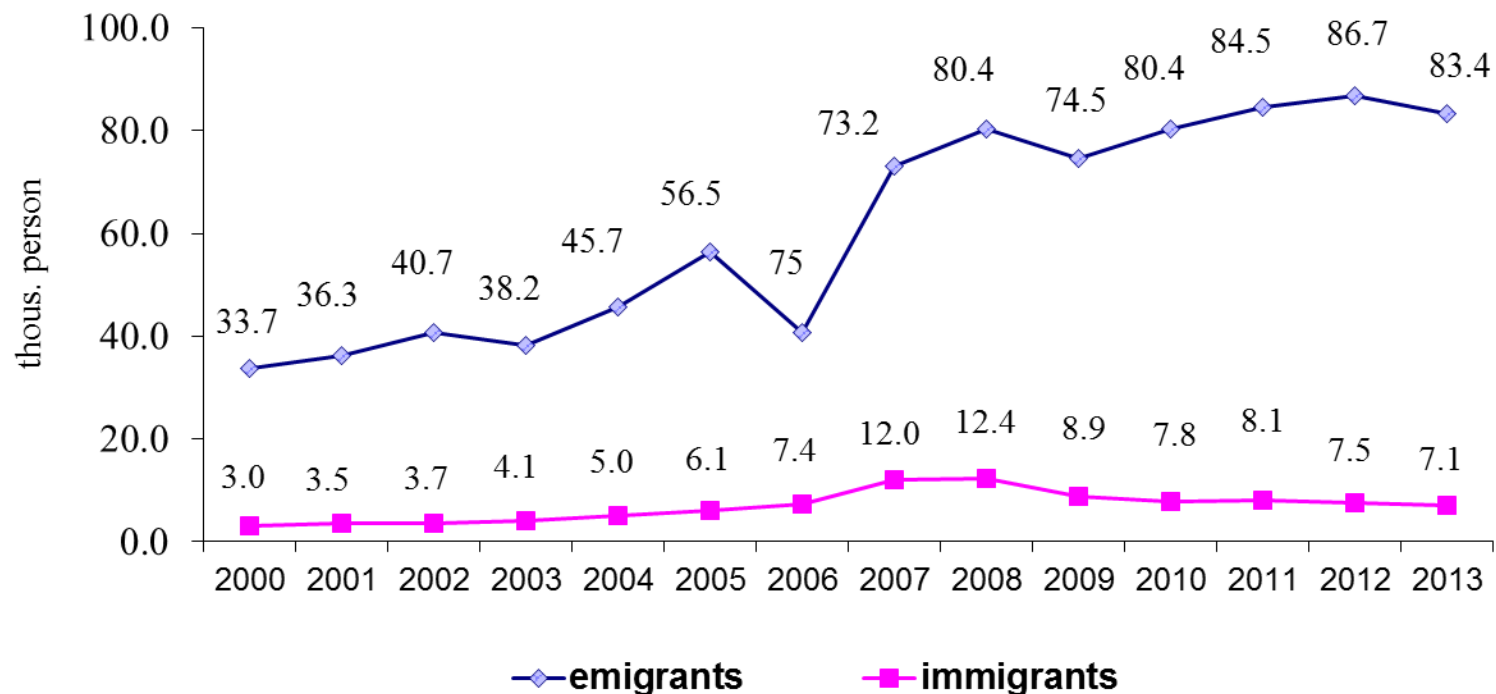
External labour migration: sources, measurement methodology and system of indicators

*Samoilenko Olena,
The State Statistics Service of Ukraine*

Sources of data on labour migration of population in Ukraine

- **administrative data**
- **population census**
- **sample surveys**

Scale of officially organized international labour migration in Ukraine



Population census – main indicators

- The number of persons that arrived to Ukraine for permanent residence from other countries (**immigrants**)
- The number of citizens of Ukraine, who, since 1991, have lived in another country during 1 year or more (**emigrants**)
- The number of occupied persons whose working place is situated on the territory different from their permanent residence (**pendulum labour migration**)

Sample surveys of population on labour migration (LMS)

- National surveys on external labour migration were conducted in 2008 and 2012 as a module to labour force survey
- Aim of the survey – to assess the volume, geographical targeting, frequency and duration of the external labour migration of citizens of Ukraine and their social-demographic and economic characteristics

Sample surveys of population on labour migration (LMS)

- In 2008, sample survey covered 48.1 thousands of people from all the regions of the country, living in 22.1 thousands of households in working age
- In 2012 45.5 thousands of people aged 15-70 years, living in 23.5 thousands of households in all the regions of the country were questioned

Sample surveys of population on labour migration (LMS)

- ❑ Observation period: in 2008 - starting 1 January 2005 till 1 June 2008 (3.5 years); in 2012 - from 1 January 2010 to 17 June 2012 (2.5 years)
- ❑ Survey was conducted: 2008 - June; 2012 – April-June

Methodological basics of the survey, 2012

- ❑ Inclusion of individuals that have exceeded the active working age (individuals aged 15-70 years old);
- ❑ Enhancement of the definition “labour migrants” for the purposes of the survey (individuals that left with the purpose of seeking employment abroad were included)
- ❑ Change of the period of observation (survey of the labor migration for the last 2,5 years);
- ❑ Improvement of the questionnaire for acquiring information on definite categories of labour migrants:
 - came back to Ukraine
 - Short-term migrant workers (resident abroad to 12 month)
 - Emigrant-workers resident abroad above 12 month);
- ❑ Inclusion of questions about training for going to work abroad and coherence of the level of education acquired in Ukraine to the level necessary for working in the country of residence into the program of the survey.

Methodological basics of the survey, 2012

Definition

External labour migrants – persons aged 15-70, that were working or searching for job abroad during the determined period (1 January 2010 – 17 June 2012).

These include persons that had a job abroad during the determined period, but have already returned to Ukraine, and those, who were abroad working or in the attempts to find a job during the conduction of the survey.

Methodological basics of the survey, 2012

Return migrants workers - persons aged 15-70 who returned to Ukraine within the specified observation period after job performance or search abroad

Methodological basics of the survey, 2012

Short-term labour migrants - persons aged 15-70 who were absent from their household for less than a year at least once during the specified observation period (with expected return during the next 12 months) due to job performance or search abroad (e.g. persons with seasonal or temporary jobs, etc.).

Based on the survey results, this category does not include frontier commuting migrants and persons working and receiving wages in Ukraine and making trips abroad for business reasons (e.g. workers of international transport companies, persons on missions, etc.)

Methodological basics of the survey, 2012

Emigrant workers - persons aged 15-70 who were absent from their household for 12 months or longer during the specified observation period (including persons absent for less than a year and not going to return to their household during the next 12 months) due to job performance or search abroad.

Main results of LSM

- 1,2 mln. people, or 3,4% of population aged 15-70 years that during the last two years and a half (1 January 2010 - 17 June 2012) were working or searching for job abroad.
- Among the working aged population, the portion of migrant workers within the specified period comprised 4.1 per cent (on Labour Market Survey conducted in 2008 in the period from the beginning of 2005 through June 01, 2008, some 5.1 per cent of active working individuals worked abroad, and from the beginning of 2007 till 1 June 2008, it was 4.4 per cent).

Participation rate of population in labour migration, 2010-2012

(share of labour migrants in population aged 15-70 years)

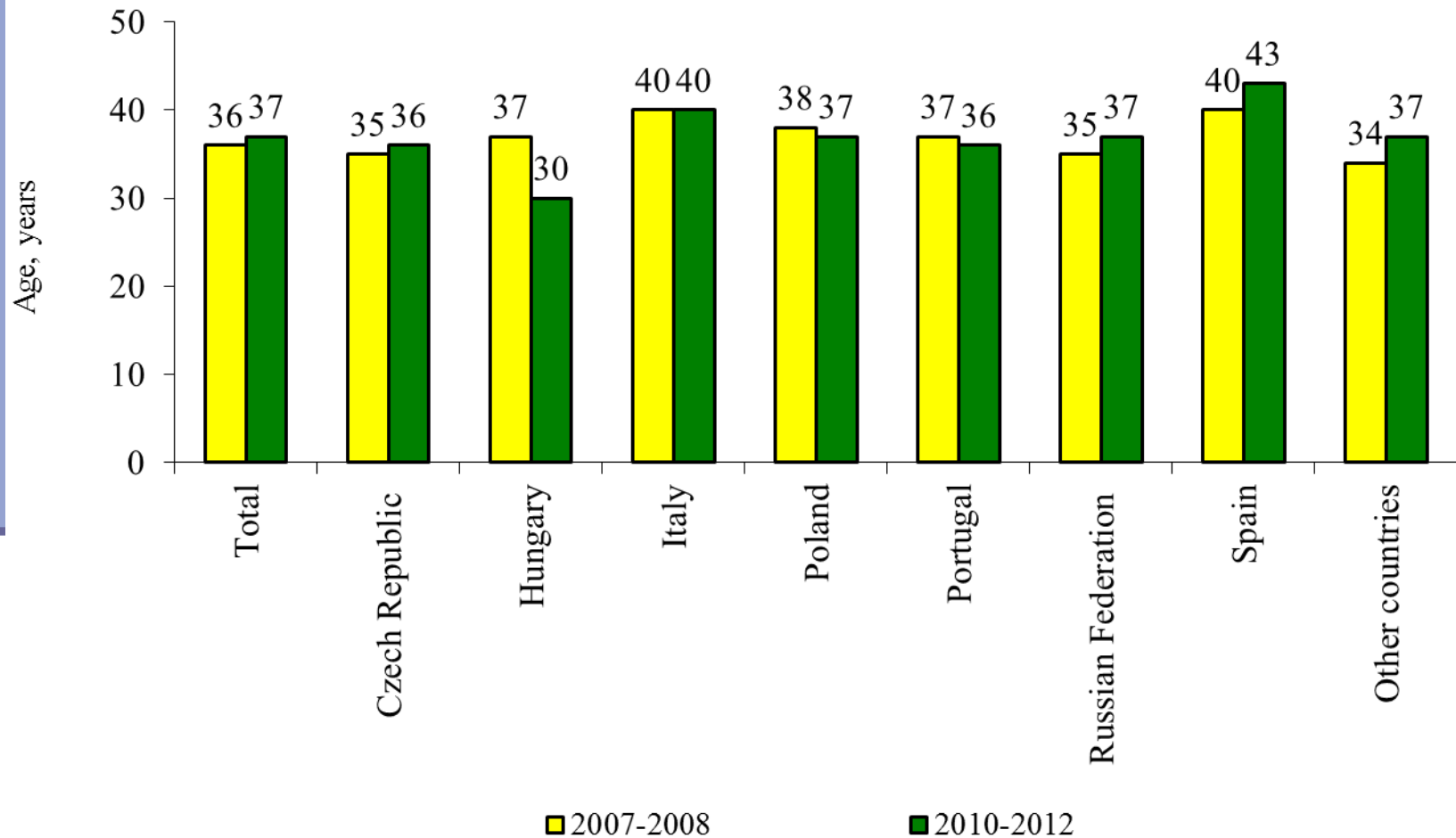


Ukrainian migrant workers by migrant group, gender and place of residence before departure, 2010–2012

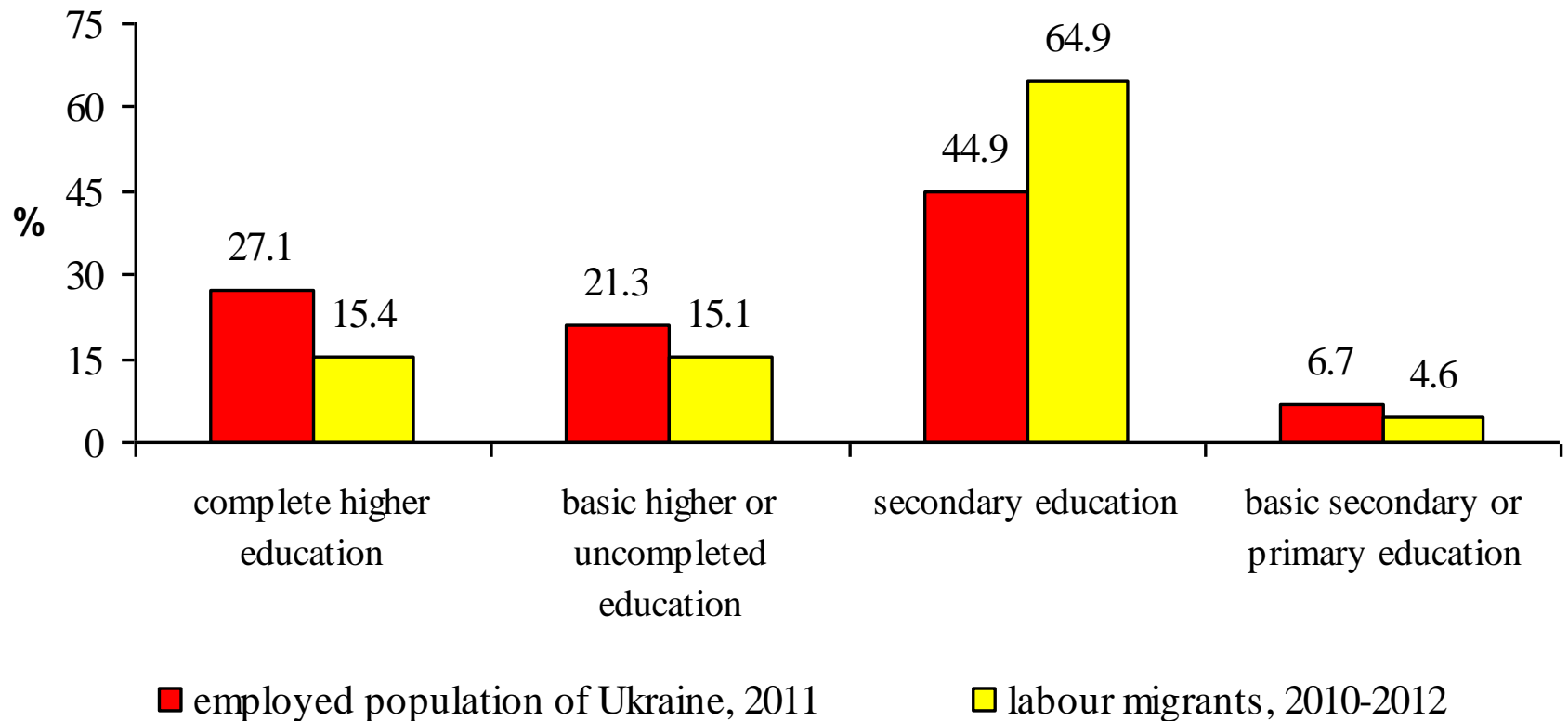
	Total	Women	Men	Urban settlements	Rural areas
Total number of labour migrants, thou. person	1,181.6	405.9	775.7	540.1	641.5
including by migrant groups, %					
return migrant workers	37.4	32.8	39.8	37.3	37.4
short-term migrant workers	48.5	43.1	51.3	44.6	51.8
emigrant workers	14.1	24.1	8.9	18.1	10.8

Average age of labour migrants in countries of migration

(according to survey results for 2008 and 2012)

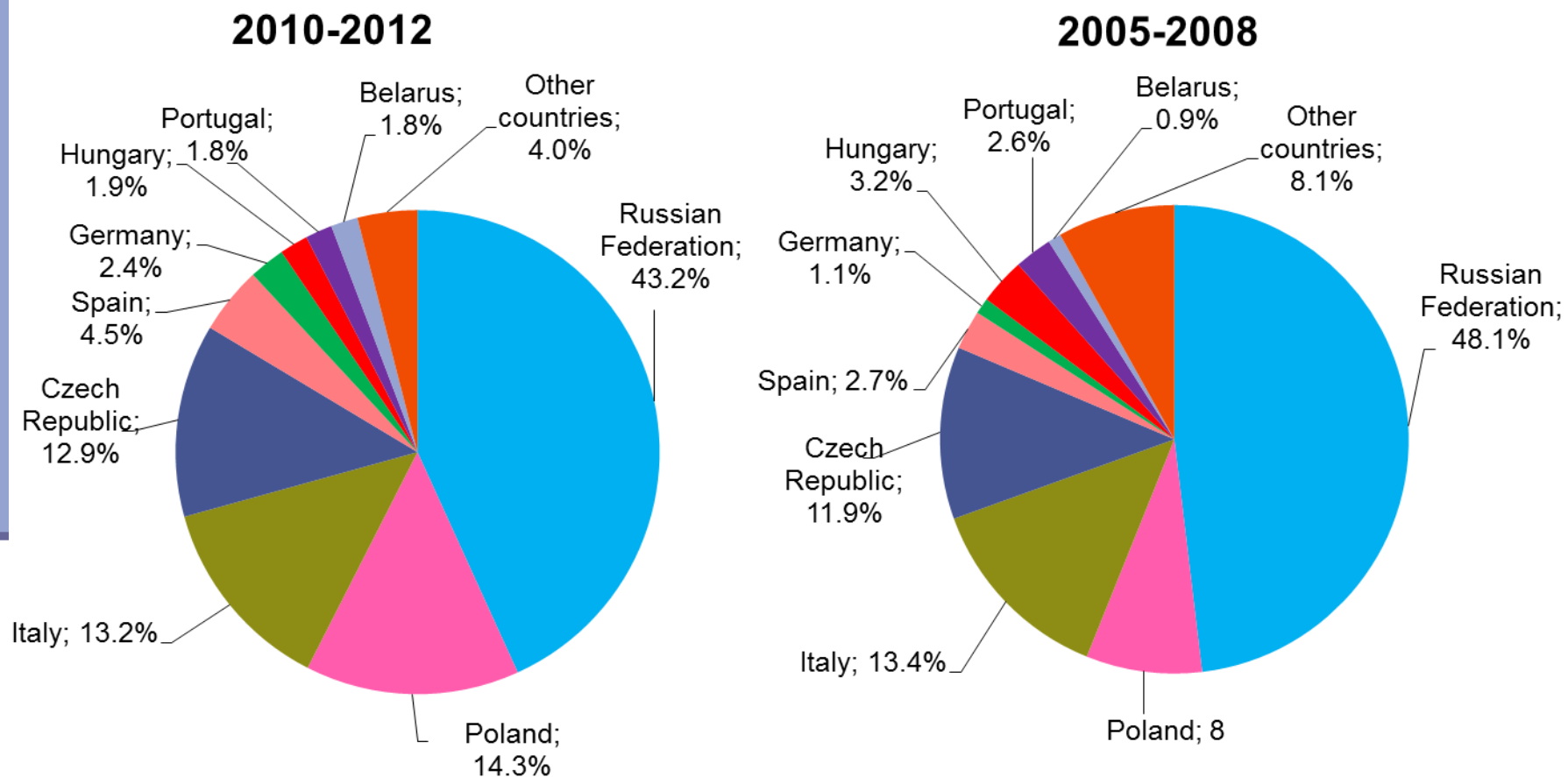


Population of Ukraine and labour migrants by level of education



Labour migrants by countries of migration

(according to survey results for 2008 and 2012)

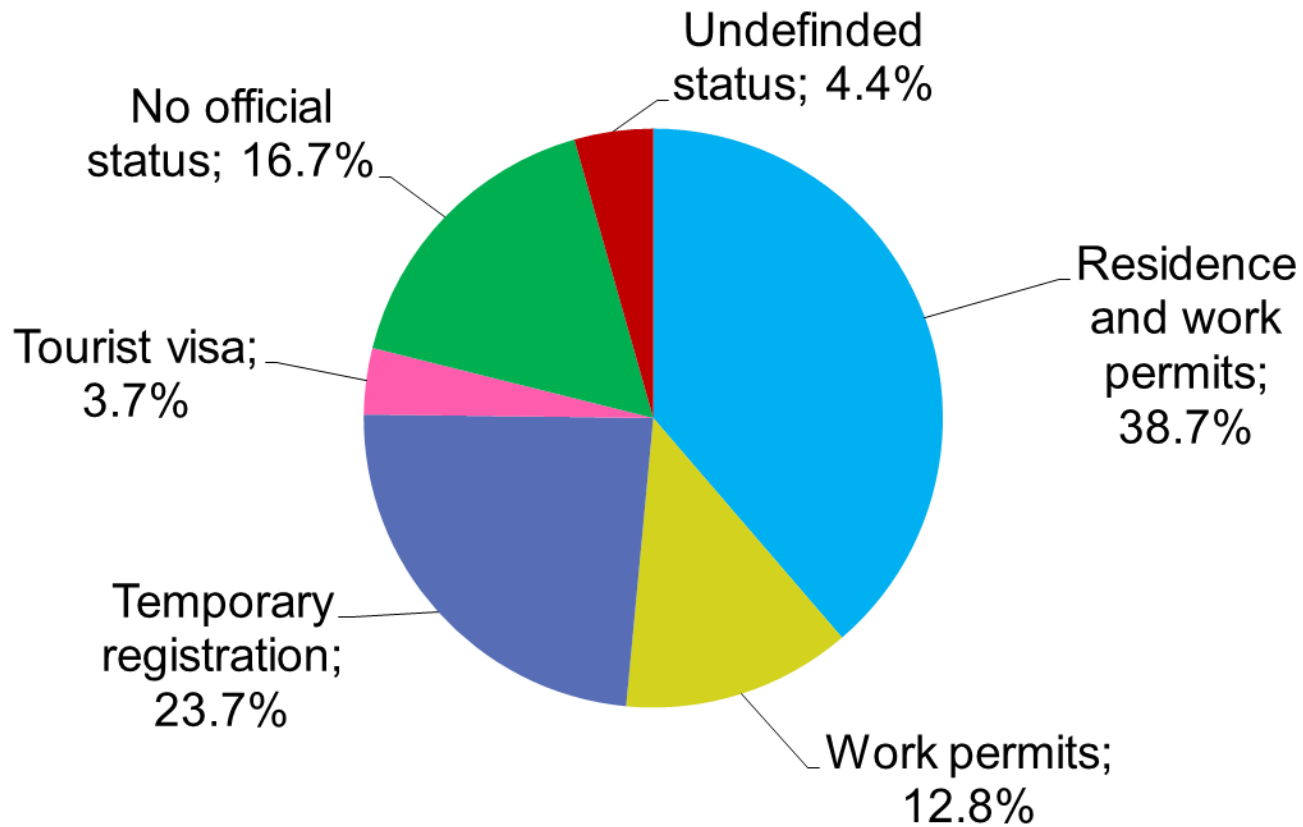


Frequency and duration of labour migrations

- ❑ In 2010-2012 years one labour migrant made on average three trips abroad for work (previous survey provided for the same number of trips to work abroad from the beginning of 2005 to 1 June 2008)
- ❑ Average duration of stay abroad (during the most recent labour trip taken) was 5 months

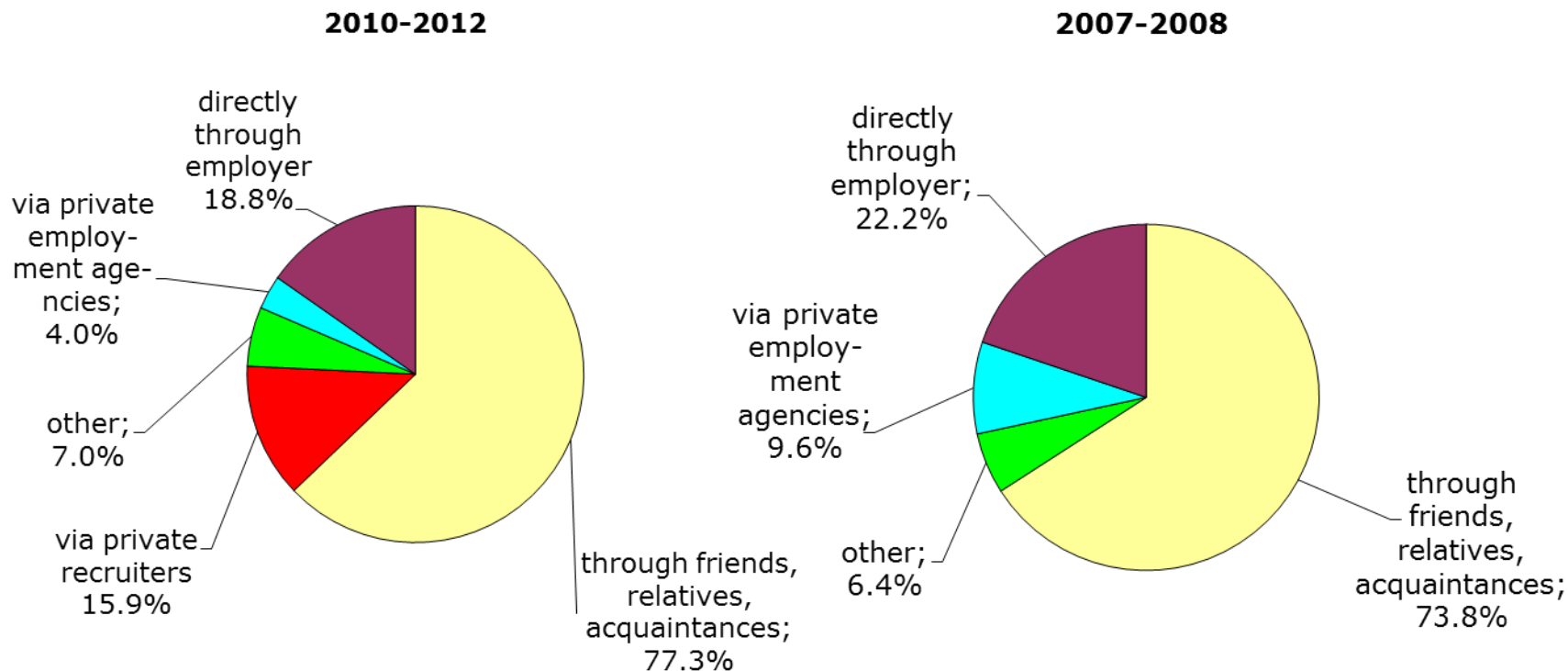
Labour migrants by the legal status, 2010-2012

(multiple answers were expected)



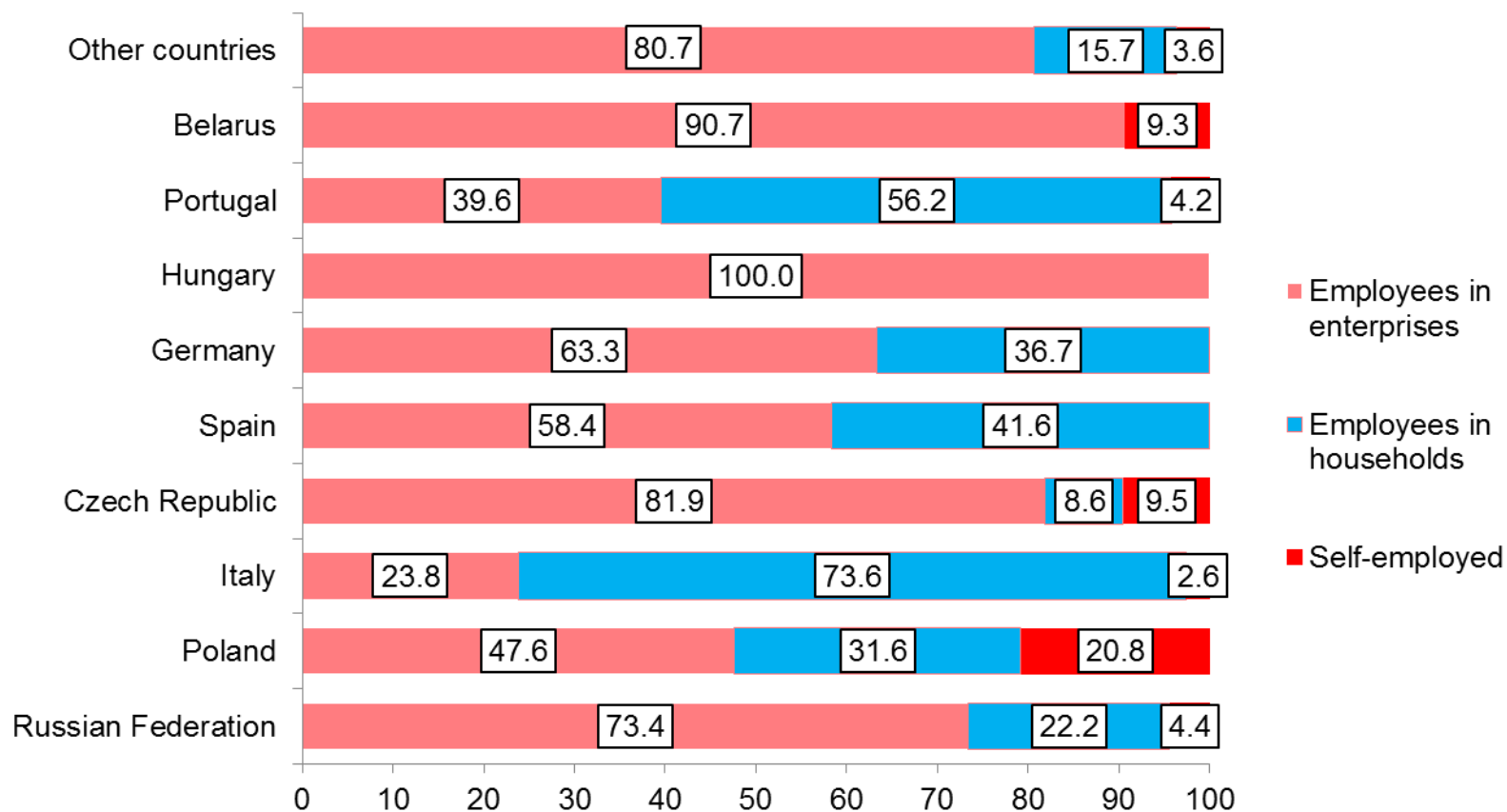
Work placement ways of labour migrants in countries of migration

(according to survey results for 2008 and 2012)



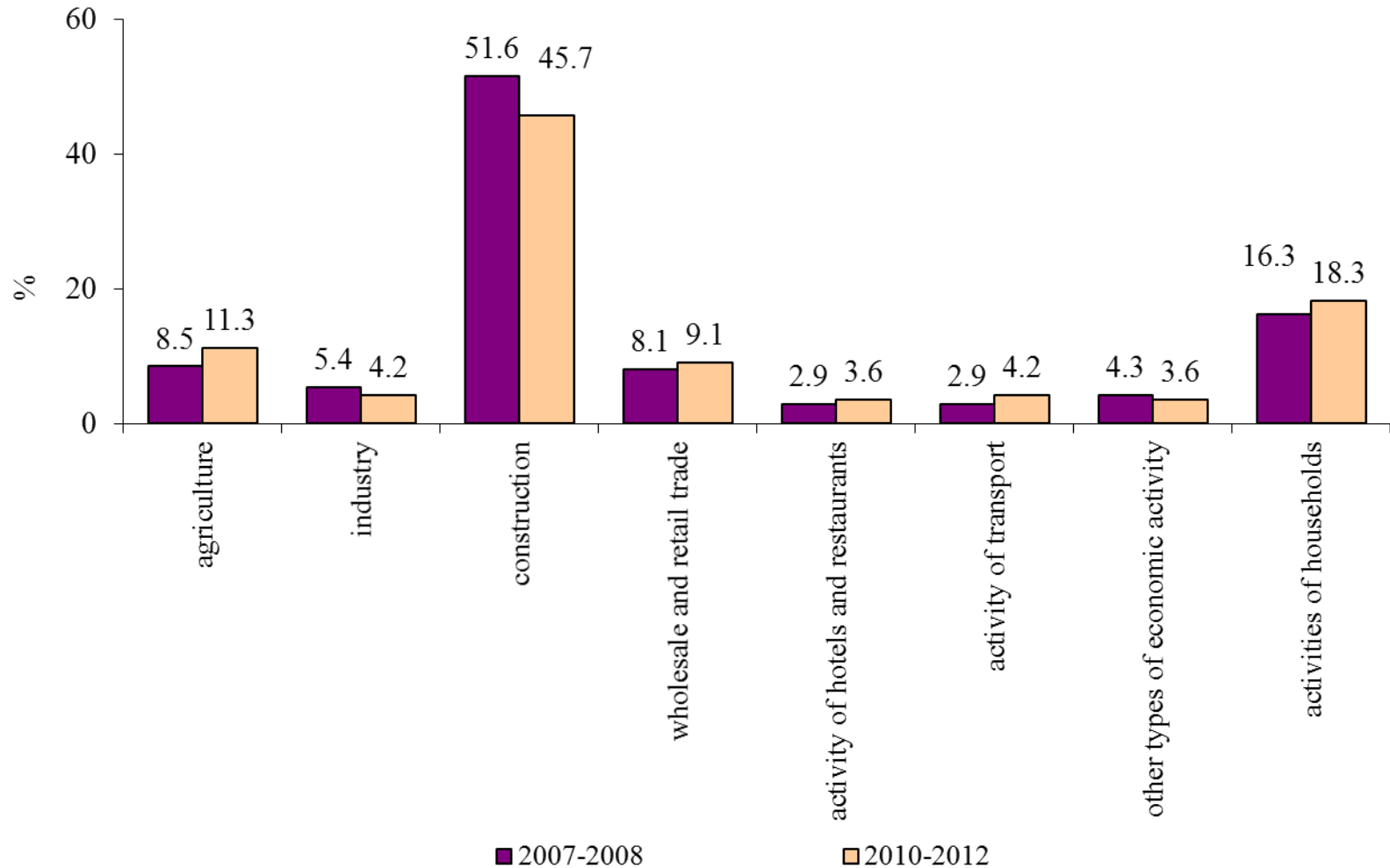
Labour migrants by status of employment, 2010-2012

(in % to total number of labour migrant)



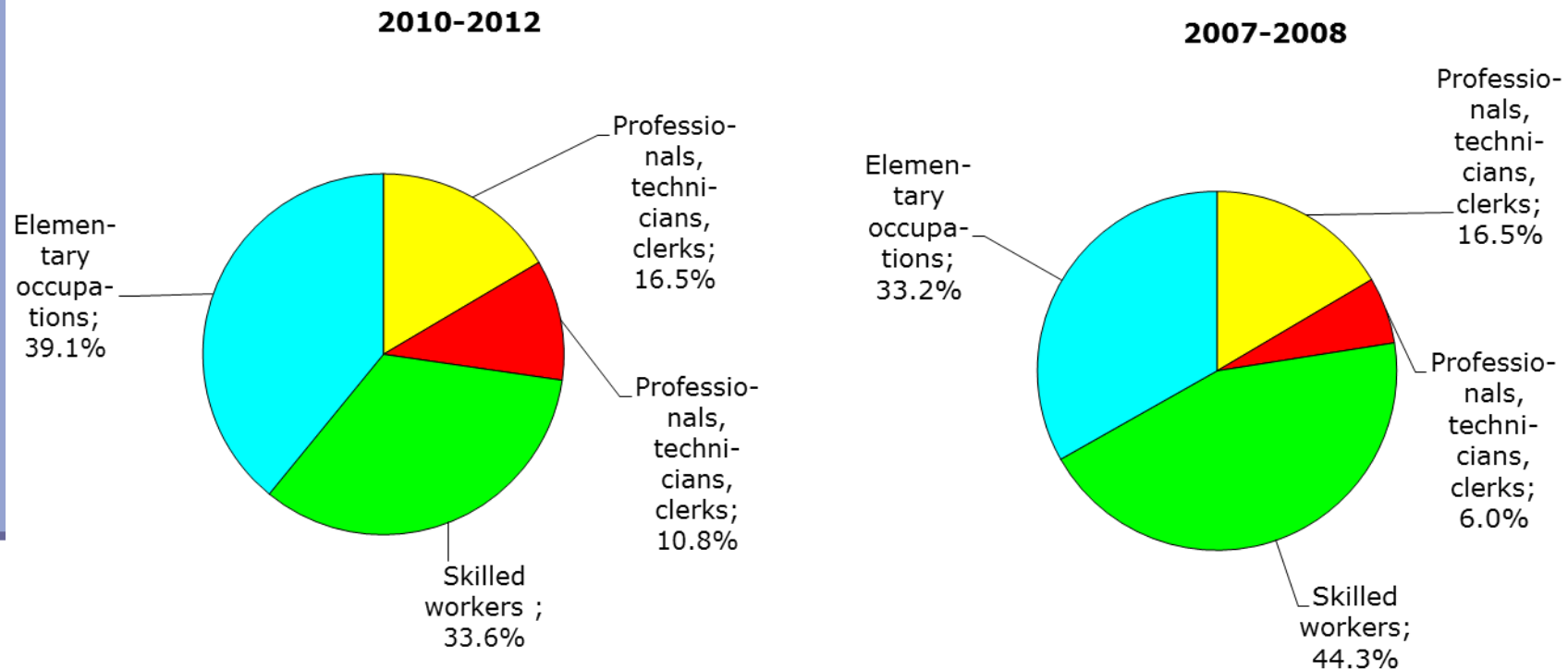
Labour migrants by types of economic activity

(according to survey results for 2008 and 2012)

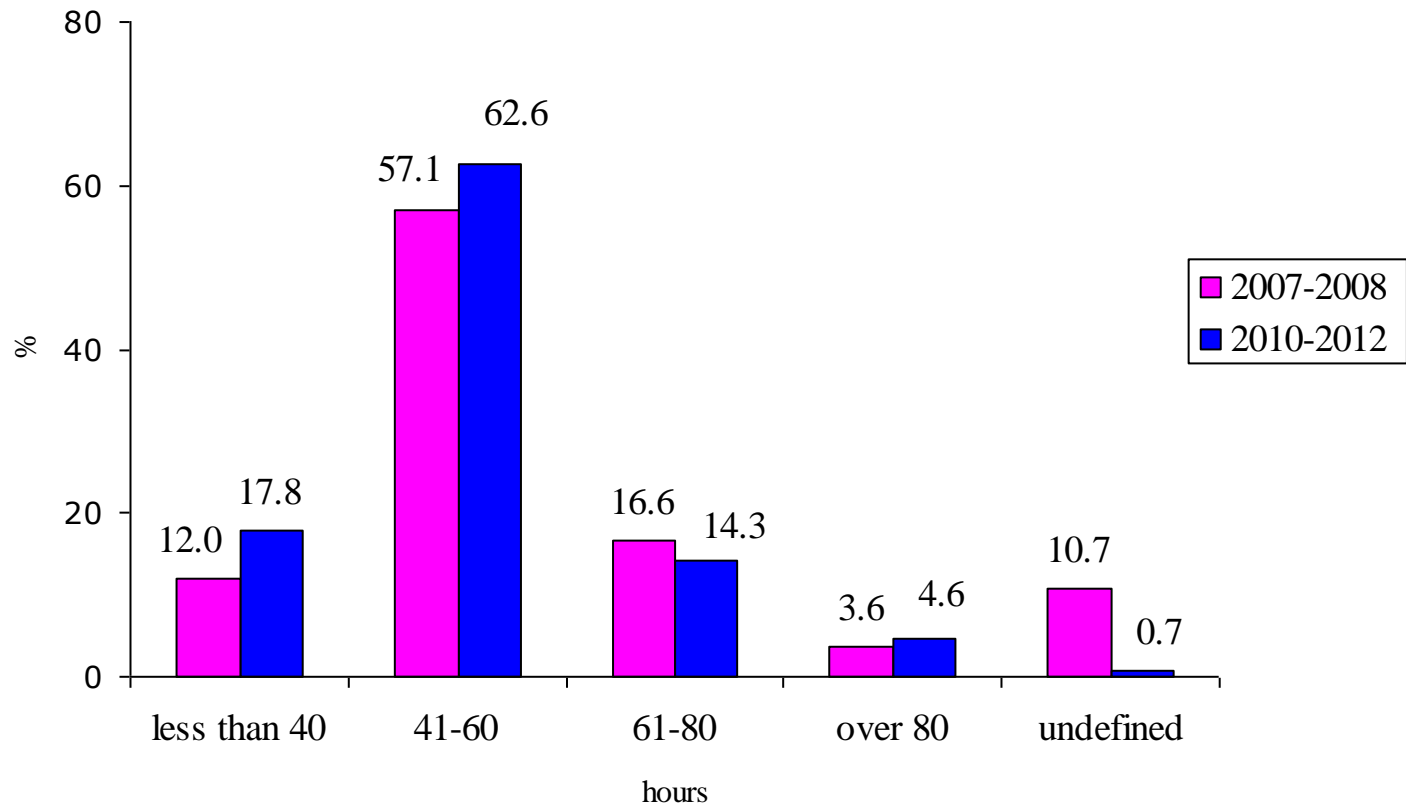


Labour migrants by occupational group

(according to survey results for 2008 and 2012)



Labour migrants by duration of working time (according to survey results for 2008 and 2012)



Labour remuneration of labour migrants

(according to survey results for 2008 and 2012)

2007-2008 – 817 USD

2010-2012 – 930 USD

**almost three times higher than average
earnings of staff worker employed economy
of Ukraine**

The main directions of solving the problem of measurement of labour migration

□ At international level:

- coordination of international organizations regarding the expansion of the experience of countries in the measurement of labour migration
- data exchange between the two countries through the creation of accessible databases

□ At the country level:

- strengthening the coordination of actions of the state authorities, researchers and sociologists



**Thank you for your
attention !**