

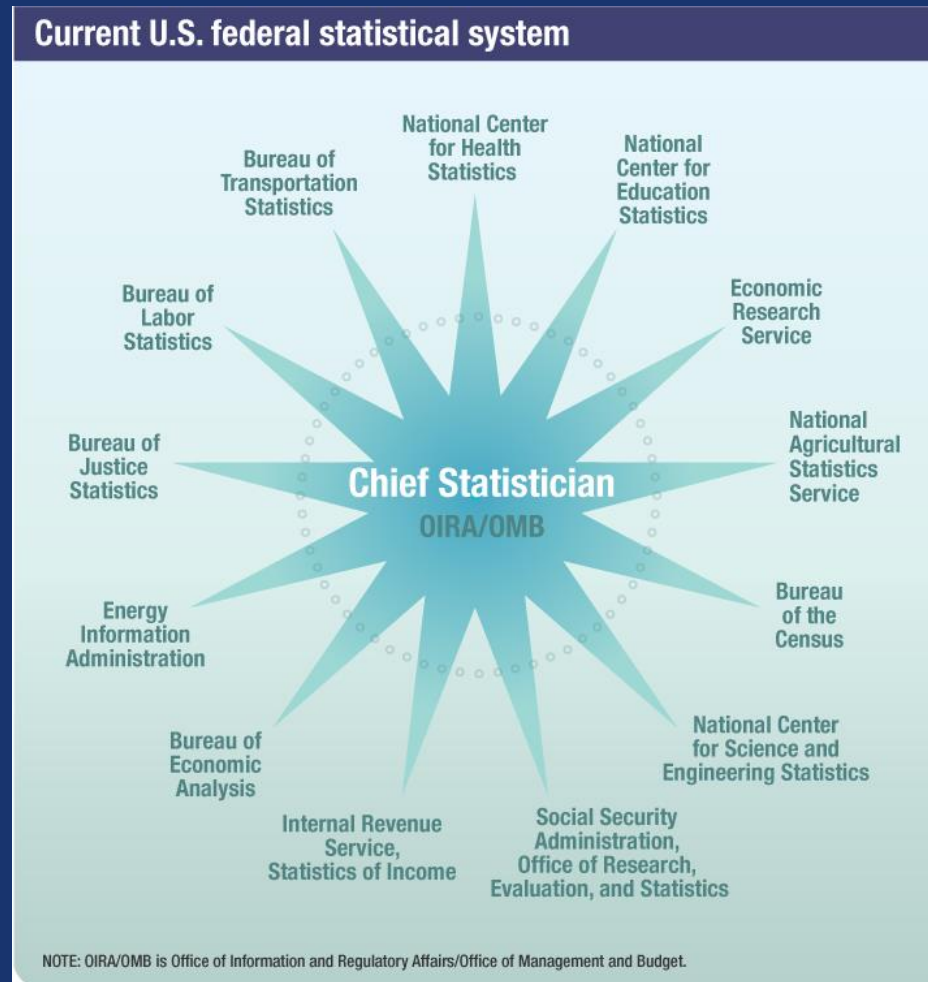


Joint Informal UNECE CES-OECD CSSP Session: Impact of the Covid-19 Crisis on Official Statistics

Panel Discussion: Business Continuity of Official Statistics

17th OECD Committee on Statistics and Statistical Policy Meetings
Dr. Brian C. Moyer, Acting U.S. Chief Statistician
Wednesday, June 24, 2020

Decentralized U.S. Federal Statistical System



Covid-19: Business Continuity of U.S. Official Statistics

Impact on NSOs:

Disruption and Suspension of Data Collections

Adverse Impacts on Field Operations

Lower Response Rates

Maintaining and Communicating Data Quality

Consistency of Regular Weekly and Monthly Data Releases

Communications with Respondents and Customers

Significant Increases in Demand for More Timely, Focused, and High-frequency Data

Statistical Operations in a Virtual Environment

Response from NSOs:

Implement Alternative Modes of Data Collection

Expand Use of Alternative Data Sources and Techniques to Fill Data Gaps

Expand and Repurpose Existing Tools and Surveys

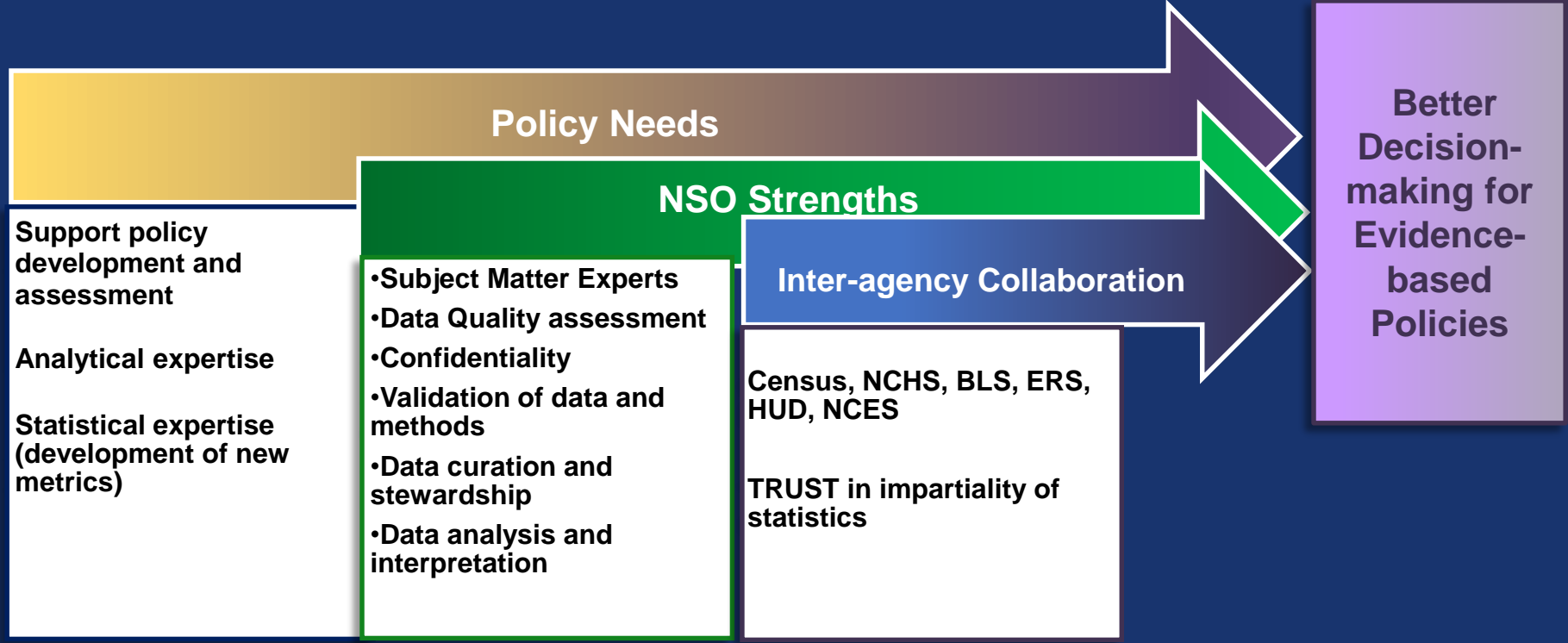
Accelerate Availability of Key Statistics

Implement Robust Contingency Plans

Reallocate and Repurpose Resources in a Virtual Environment

Collaborate Across the Statistical System

New Data Product: Household Pulse Survey

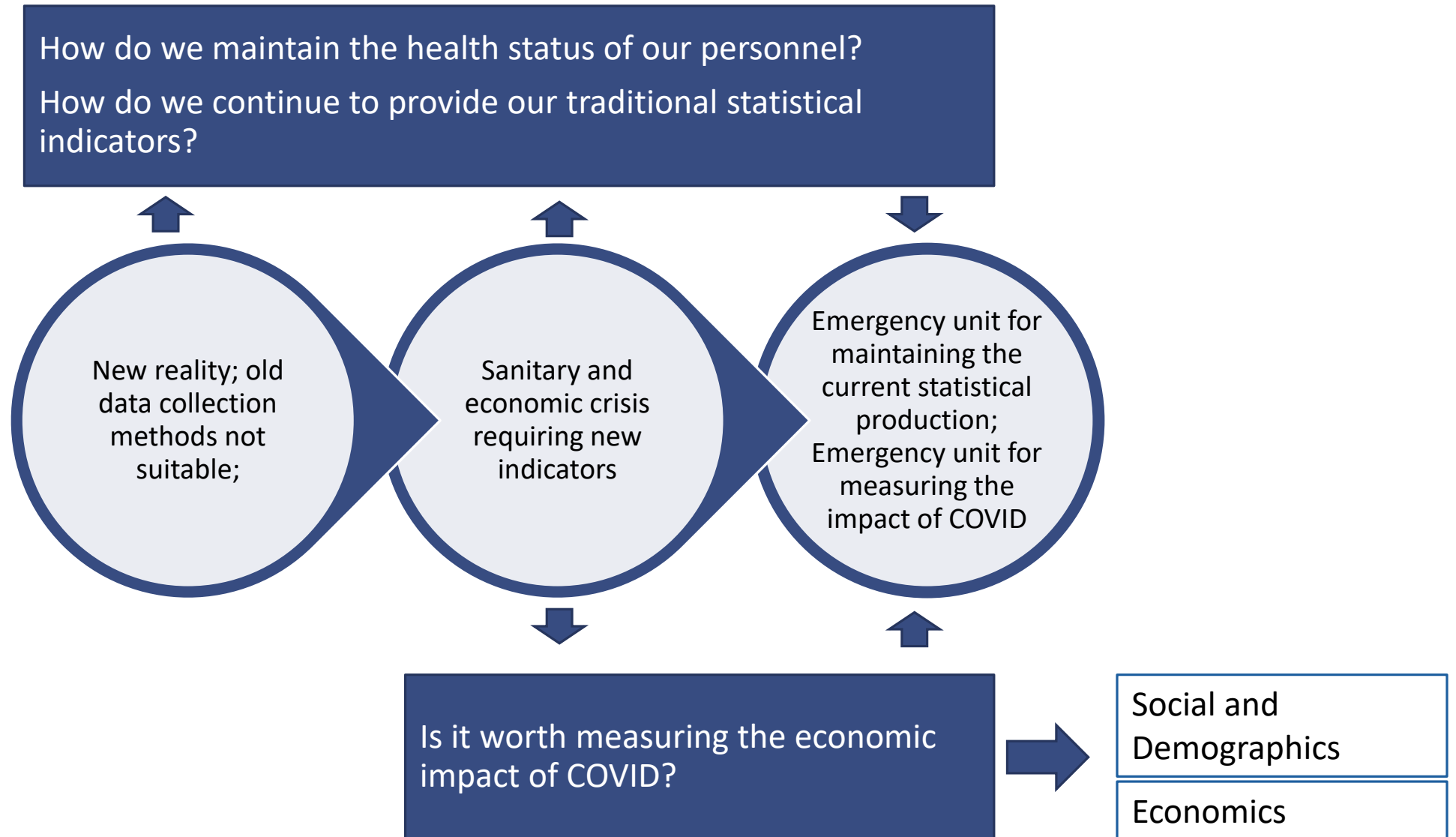




Business continuity of official statistics

PANELIST: TUDOREL ANDREI, PRESIDENT ROMANIA NATIONAL INSTITUTE OF
STATISTICS

Romanian Official Statistics during lockdown



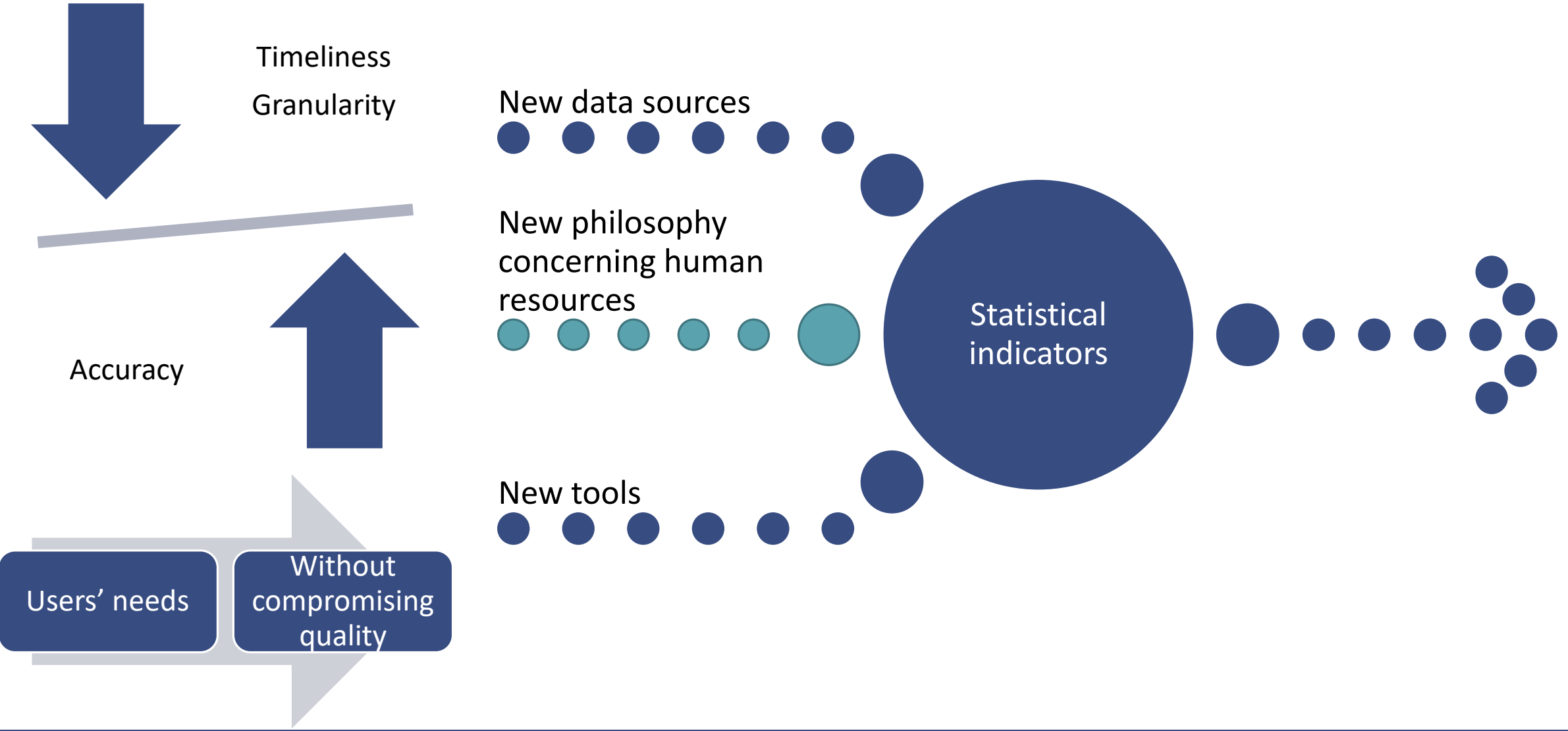
Tasks of the emergency unit

- The activity of many economic units has been reduced/stopped → Identify reliable data sources
- Characteristics of the available data → Adequate quantitative techniques to collect and analyze data
- High demand for data from the decision makers → Ensuring transparency and fight against the fake news; ensuring public presence of the institute in the media

Ad-hoc Studies

- Estimating the size of the reduction of the activity in the economy and also for the sectors during the period March- April
 - Historical data
 - Qualitative evaluations
 - Econometric models
- Estimating the size of the contraction of the foreign trade activity during March- April
 - Historical data
 - Qualitative evaluations
 - Econometric models
- Estimating CPI
 - Web scraping
 - Classical techniques
- Short Term Economic Surveys
 - Qualitative evaluations

Lessons for future



Impact of Covid-19 crisis on the European Statistical System

Mariana Kotzeva
Director General, EUROSTAT

CSSP/CES session
24 June 2020

Covid-19 impact on the European Statistical System (1)

Difficulties with primary data collection

Challenge to keep statistical releases as planned and with required quality

Need for methodological support by Eurostat to ensure comparability across countries

Challenge to communicate under high uncertainty

Covid-19 impact on the European Statistical System (2)

Prioritisation of statistics and issues to be addressed

Agile response to emerging data needs

Efficient internal communication so staff felt supported and motivated

Permanent contact and coordination among Chief Statisticians in the ESS

Eurostat has released a range of guidance to statisticians

Guidelines and methodological notes in the context of the COVID-19 crisis

- [PDF](#) Guidance on time series treatment (26/03/2020)
- [PDF](#) Guidance on the compilation of the HICP (03/04/2020)
- [PDF](#) Guidance on the EU-Labour Force Survey data collection (Updated version - 24/04/2020)
- [PDF](#) Draft note on statistical implications of some policy measures (09/04/2020)
- [PDF](#) Guidance on the 2020 EU-SILC data collection (14/04/2020)
- [PDF](#) Guidance on estimation and imputation of missing data for short-term business statistics (20/04/2020)
- [PDF](#) Guidance note on labour costs statistics (24/04/2020)
- [PDF](#) Guidance on quarterly national accounts (including flash) estimates (24/04/2020)
- [PDF](#) Guidance on publication and transmission of national accounts data and metadata (27/04/2020)
- [PDF](#) Guidance on the compilation of statistics on intra-EU trade in goods (05/05/2020)
- [PDF](#) Clarification on the implications of COVID-19 measures on the statistical treatment of existing PPPs and concessions (12/05/2020)
- [PDF](#) ESS strategic communication during the COVID-19 crisis (18/05/2020)
- [PDF](#) Guidance on statistical processing for health and safety at work (ESAW and EODS) (20/05/2020)
- [PDF](#) Guidance on statistical processing for public health statistics (COD and HCnE) (20/05/2020)
- [PDF](#) Annex to guidance note (COD and HCnE) – WHO international guidelines (20/05/2020)
- [PDF](#) Guidance on non-market output (25/05/2020)

Eurostat dedicated COVID-19 website with links to the ESS NSIs dedicated sections

COVID-19: Statistics serving Europe

INTRODUCTION

What information can I find here?

In this section, you can find a **wide range of statistics and data published by Eurostat related to COVID-19**. This can give you a baseline against which the impact of the crisis can be measured, provide the wider background or help you to see the evolution of the crisis.

The information covers a range of topics related to the economy, society and work, population and health as well as agriculture, energy, transport and tourism. For each topic, we show our [latest releases](#), an [interactive data visualisation](#), links to more in-depth information in Statistics Explained and a list of [relevant datasets](#).

[> read more](#)



LATEST RELEASES

[See complete list](#)



12/06/2020

Hairdressers and beauticians in the EU



11/06/2020

Thinking of going camping this summer?



10/06/2020

Retail trade down in March and April 2020



09/06/2020

GDP down by 3.6% and employment down by 0.2% in the euro area

ESS weekly deaths reporting : quick and relevant response

Data collection organised in a less than a month

Available on Eurostat web site for the most of ESS countries with detailed breakdowns by age, sex and region

First analysis of the mortality trends published on 24 June 2020

In addition, the profile of NSIs has been expanded

Engaging in strategic partnerships to complement skills

Creating data hubs that integrate different sources

Completing traditional methodological support with analytical services

Questions for the post pandemic times


How to leverage the partnerships, innovative solutions, access to new data sources and organisational improvements gained during the crisis?

How to benefit from the momentum of expanded profile and enhanced reputation of official statistics as trusted information source ?

Shall NSIs focus on building in particular digital infrastructure, capacity and frameworks which will ensure agile and flexible response in future crises ?

Business Continuity during COVID-19

Lessons from Statistics New Zealand





Be kind

**Unite
against
COVID-19**

New Zealand context:

- Low overall cases
 - 1507 confirmed/probable cases;
 - 22 deaths to date
- Entered countrywide lockdown early (25 March)
- Elimination strategy considered achieved
- 'Normal' life resumed 9 June
 - No restrictions on movement, gatherings or trade
 - International border remains closed

Stats **NZ**
Tatauranga Aotearoa



Stay home.
Break the chain
of transmission.
Save lives.

**Unite
against
COVID-19**

New Zealand Government



**Unite
against
COVID-19**

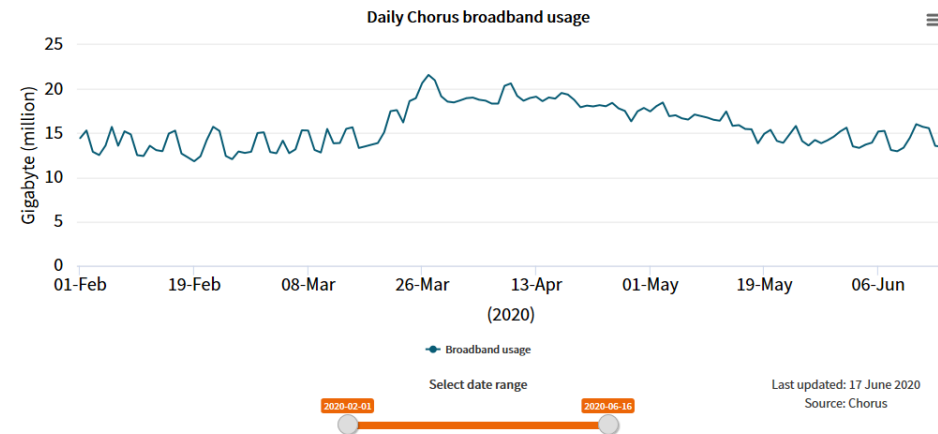
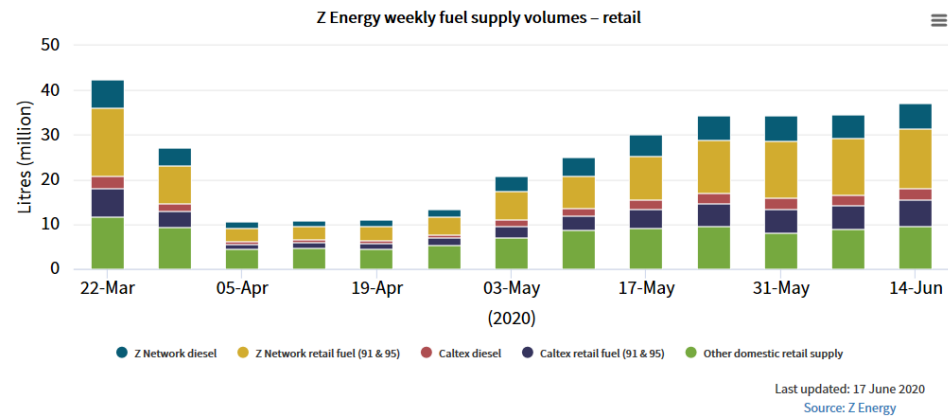
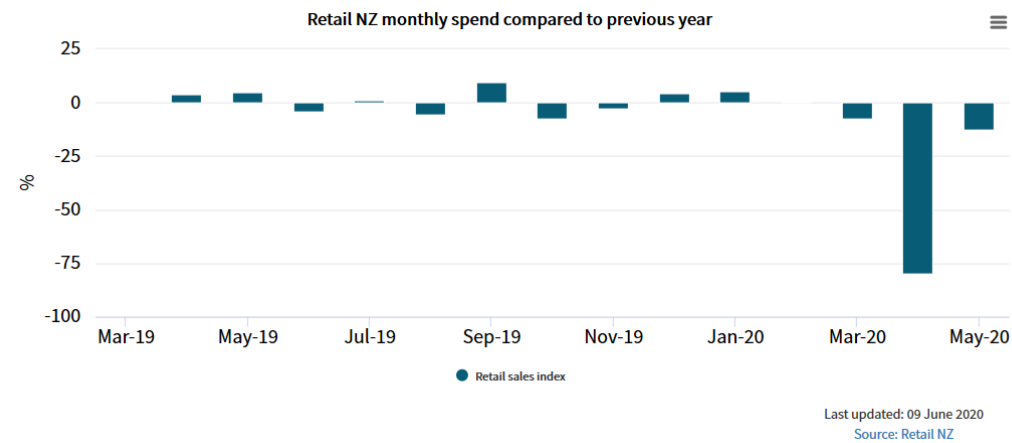
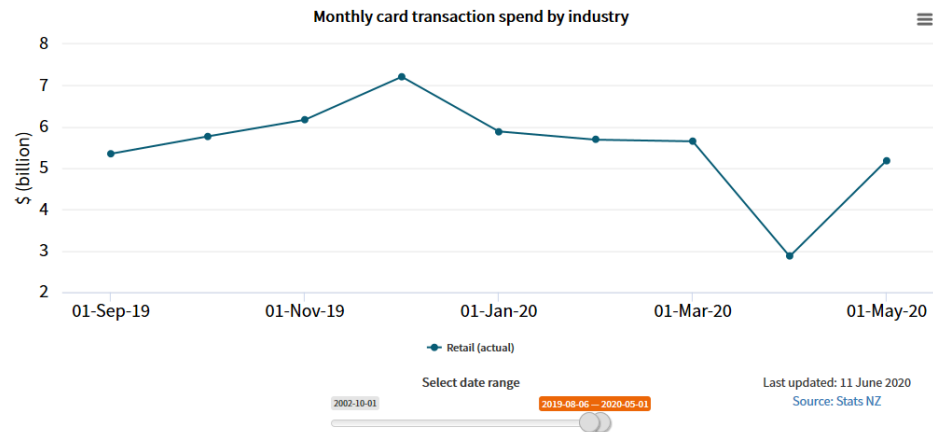
New Zealand Government

Stats NZ organisational context:

- Organisation 98% work-from-home (WFH) enabled going into COVID-19
 - The result of a significant earthquake in 2016
- Field collections ceased 20 March
- All staff WFH from 23 March
- Offices reopened 18 May
- Field collections tentatively resumed from 16 June
- All staff back in offices from 22 June

New data needs and the COVID-19 Data Portal

<https://www.stats.govt.nz/experimental/covid-19-data-portal>



Data Ventures Population and Spending Reports

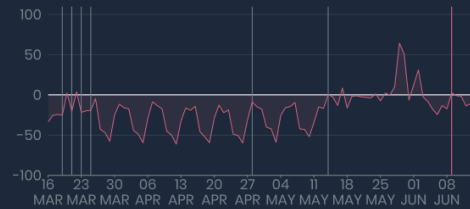


<https://dataventures.nz/covid-19.html>

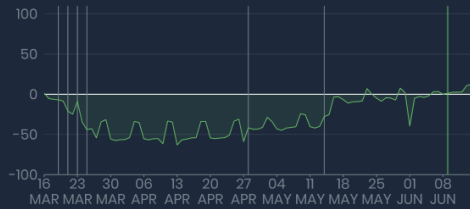
RETAIL



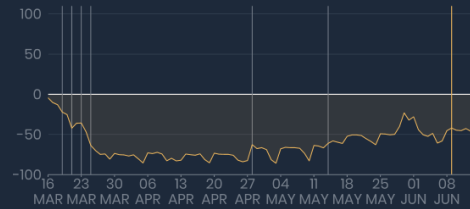
RECREATIONAL



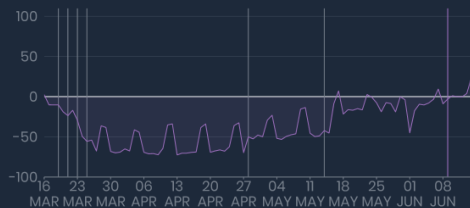
RESIDENTIAL



TOURISM



TRANSIT



WORKPLACE



- Anonymised data from cell phone towers used to track population movements.
- Able to produce insights into six common behavioural segments.
- Data confirmed how well the 'team of 5 million' complied with the lockdown.
- Also provided key input into Government contagion and economic recovery modelling.
- Anonymised data from electronic payment providers is producing new insights into consumer activity.
- Used to demonstrate the extent of domestic tourism during the first long holiday weekend post-COVID lockdown.
- Model was also used to complete the international visitor expenditure series for the March 2020 quarter.

<https://reports.dataventures.nz/population/20200602-tourism-new-zealand-domestic-visitor-report-2nd-june-2020.html>

Insight into the post-COVID future

**Be kind,
stay home,
save lives.**



New Zealand Government

What Stats NZ would like to maintain:

- Our agile approach as an organisation, and in our response to changing and new data needs.
- Our increased risk appetite for innovation in responding to changing data needs.
- The environment of successful and responsive cross-Government collaboration.
- The more direct relationships that have been established with key customers and understanding of their data needs.