


Eurostat's new timetable for establishing and publishing annual PPP


Consultation on the ECP Geneva 2003

W.P. 2




Outline of the presentation

- **Why a new timetable?**
- **Availability of input data for PPP**
- **The new calculation timetable**
- **The new publication timetable**



Why a new timetable?


- frequent user complaint about timeliness of results
- have to be in line with timetable for the availability of PPP input data
- have to meet Structural Funds requirements



Availability of input data for PPP (1)

→ Prices:

- 2 surveys per year according to survey cycle**
- results available about 12 months after survey has been executed**
- normally not subject to revisions**



Availability of input data for PPP (2)

→ GDP expenditure weights:


 available according to ESA95 data
delivery timetable

 t+4 GDP and main aggregates

 t+9 table 24, detailed expenditure
weights (preliminary data)

 t+21 table 24, detailed expenditure
weights (final data)


 subject to frequent revisions according
to national revision habits



Availability of input data for PPP (3)


→ Other input data:

- 📄 annual questionnaires for rents/ volume indicators, CPI, salaries in General Government
- 📄 population and exchange rates



Availability of input data for PPP (4)

→ new timetable was adapted to availability of input data, particularly with regard to the National Accounts related weights




The new calculation timetable

→ PPP results

- ✉ t+5 nowcast
- ✉ t+12 preliminary results
- ✉ t+24 final results

→ price survey results

- ✉ t+4 results of the first survey of the previous year
- ✉ t+12 results of the second survey of the previous year
- ✉ irregular: results from different surveys



The new publication timetable

→ PPP results

✉ t+5 nowcast


✉ t+12 preliminary results t and final results t-1

→ price survey results

✉ t+4 results of the first survey of the previous year

✉ t+12 results of the second survey of the previous year

✉ irregular: results from different surveys



The new publication forms

- **Statistics in Focus**
- **Press release**
- **New Cronos**
(permanent update and re-scaling according to latest total GDP)
- **CD ROM**
- **Methodological note**
- **no data cemeteries anymore**