


# Surveys on internal and international migrations and on foreign population

---

Domenico Gabrielli and Costanza Giovannelli  
National Institute of Statistics (Istat) - Italy



# Internal and international mobility: *the survey on changes of residence*



- Changes of residence between Italian municipalities and between these with other countries
- The survey is based on individual data



# Quality of the data produced

- The survey has been extensively restructured in recent years
- The quality of the data produced has been considerably improved





# **New** features

- Prompt availability of the data guaranteed ( one year and a half from the of the survey year)
- greater number of ad hoc indicators for analysing residential mobility.



# Territorial dimension


Internal flows are classified and analysed according to the various typologies (intraprovincial, intraregional and interregional)

Statistical tables showing:

- origin and destination of migratory flows
- individual characteristics of the migrants.



# Internal mobility



- In the year 2000 there were over 1,270,000 changes of residence between Italian municipalities.
- 4.4% more than the previous year.




# Interregional changes of residence

- The greatest increase (+6.9%) involved movements between different regions
- Interregional changes of residence: less than 30% of all changes of residence.



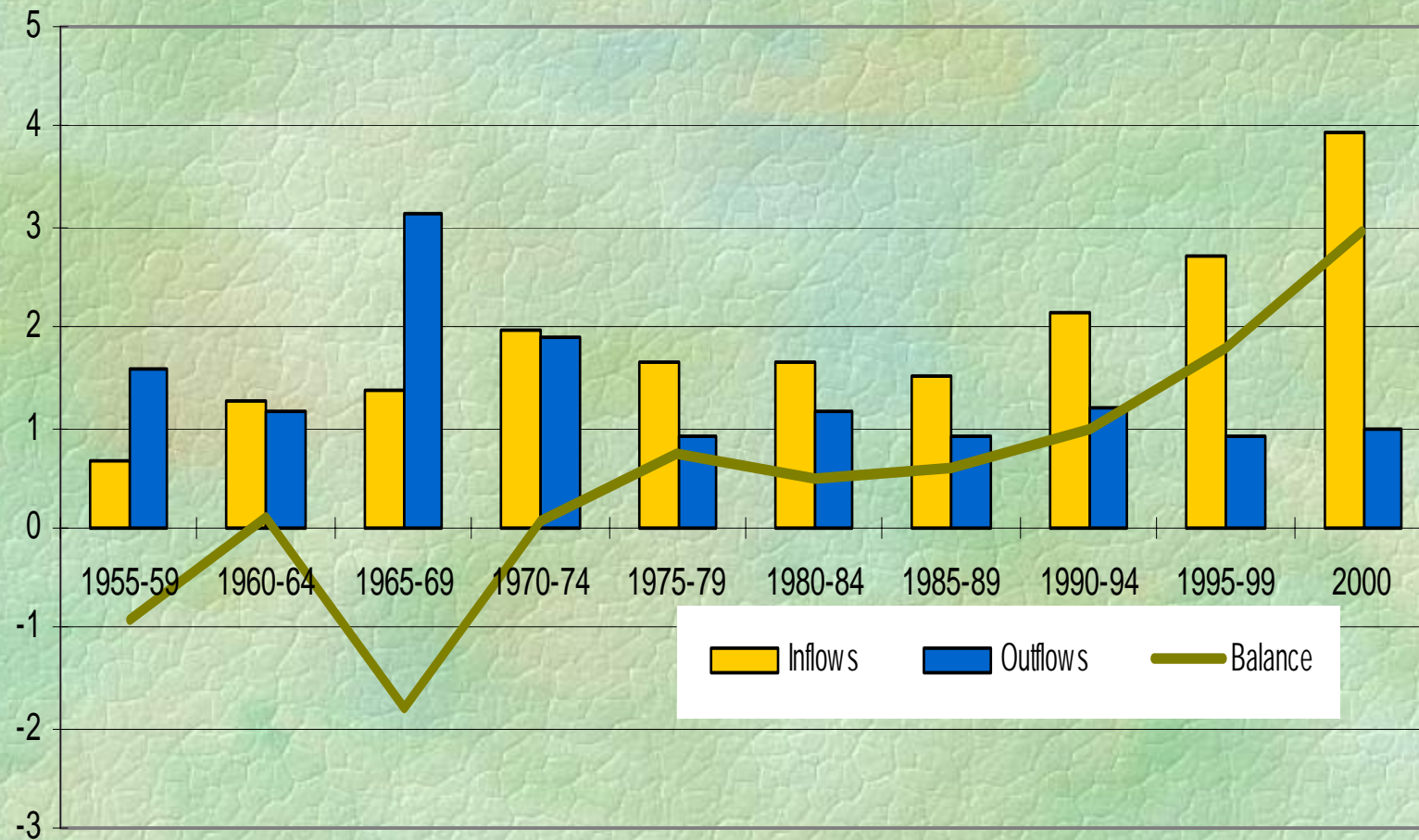
# Origin and destination of internal migration flows



- Over 41% of **interregional flows** were originated in the Southern regions.
- Within the movements **inside provinces**, almost all the big centres are giving up population to the nearest municipalities.



# Inflows, outflows and international migration balance (per 1000). Years 1955-1999 (five-year averages) and 2000





# International changes of residence. Years 1993-2000.

Year	International changes of residence			
	Inflows	Outflows	Balance	Bal. per 1.000
1993	100,401	61,282	39,119	0.7
1994	99,105	65,548	33,557	0.6
1995	96,710	43,303	53,407	0.9
1996	171,967	47,510	124,457	2.2
1997	162,857	46,273	116,584	2.0
1998	156,885	45,889	110,996	1.9
1999	185,052	64,873	120,179	2.1
2000	226,968	56,601	170,367	2.9



## Inflows, by country of origin. Year 2000

Country of origin	Inflows		
	Number	%	% Italians
Albania	32,181	14.2	0.8
Morocco	20,344	9.0	1.3
Romania	19,710	8.7	1.9
Germany	10,054	4.4	74.5
China	9,451	4.2	2.8
Philippines	7,003	3.1	4.1
Switzerland	5,687	2.5	90.5
Peru	5,279	2.3	5.5
Yugoslavia	5,233	2.3	2.0
Poland	5,086	2.2	6.1
<b>Total</b>	<b>226,968</b>	<b>100.0</b>	<b>15.2</b>
<i>first 10 countries</i>	<i>120,028</i>	<i>52.9</i>	<i>12.3</i>



## Outflows, by country of destination. First 10 countries. Year 2000

Country of destination	Outflows		
	Number	%	% Italians
Germany	11,413	20.1	93.1
Switzerland	7,416	13.1	96.9
United States	4,156	7.3	90.8
United Kingdom	3,919	6.9	89.3
France	3,394	6.0	86.0
Argentina	2,685	4.7	96.3
Belgium	1,822	3.2	93.5
Brazil	1,168	2.0	85.4
Spain	1,084	1.9	78.8
Venezuela	862	1.5	95.7
<b>Total</b>	<b>56,601</b>	<b>100.0</b>	<b>83.9</b>
<i>first 10 countries</i>	<i>37,919</i>	<i>67.0</i>	<i>92.2</i>



## **THE LAUNCH OF THE SURVEY ON FOREIGN RESIDENTS**

- **still based on population registers**
- **data are aggregated at municipal level**

## **CONTENTS OF THE DATA COLLECTED**

- **migratory flows**
- **"natural" flows**
- **number of minors**
- **stocks according to single nationality**




# IMPROVEMENTS

## **NEW** ELECTRONIC MODEL

Main aims:

- strengthen and consolidate the data quality improvement process
- reduce time lag in data availability





# Foreign residents in Italy at 1<sup>st</sup> January of the years 1996-2001 (thousands)

FOREIGN RESIDENTS	1996	1997	1998	1999	2000	2001
<b>TOTAL RESIDENTS</b> (number and % on Italian population)	<b>737.8</b> <b>1.3</b>	<b>884.6</b> <b>1.5</b>	<b>991.7</b> <b>1.7</b>	<b>1,116.4</b> <b>1.9</b>	<b>1,270.6</b> <b>2.2</b>	<b>1,464.6</b> <b>2.5</b>
<b>of which: MINORS</b> (number and % on foreign population)	... ...	125.6 14.2	150.1 15.1	186.9 16.7	229.9 18.1	278.0 19.0



**"Legal" or regular foreigners:  
the processing of data on residence permits  
(*data by the Ministry of Interiors*)**

**Statistically significant information is  
produced, such as:**

- **evaluation of the amount of documents  
still in course (net of expired and  
duplicated ones)**

**Quality of the data is improved:**

- **consistency of the main variables is  
checked**



# Privacy problems in obtaining the data on permits of stay





# Permits of stay at 1.1.2001 by citizenship, sex and main reasons of stay

CITIZENSHIP	TOTAL			of which:					
				WORK			FAMILY		
	M	F	MF	M	F	MF	M	F	MF
<b>EUROPE</b>	<b>282,784</b>	<b>283,808</b>	<b>566,592</b>	<b>203,654</b>	<b>101,312</b>	<b>304,966</b>	<b>27,638</b>	<b>124,129</b>	<b>151,767</b>
of which:									
Central-Eastern Europe	213,806	183,116	396,922	170,786	66,832	237,618	21,336	94,591	115,927
<b>AFRICA</b>	<b>268,943</b>	<b>120,573</b>	<b>389,516</b>	<b>241,371</b>	<b>48,608</b>	<b>289,979</b>	<b>19,724</b>	<b>65,113</b>	<b>84,837</b>
Northern Africa	187,543	67,851	255,394	169,811	17,027	186,838	15,555	49,903	65,458
of which:									
Morocco	113,489	49,003	162,492	102,006	13,653	115,659	10,456	34,939	45,395
Tunisia	35,389	10,724	46,113	32,085	2,276	34,361	3,017	8,329	11,346
Western Africa	66,982	30,696	97,678	62,903	18,849	81,752	2,649	10,255	12,904
Rest of Africa	14,418	22,026	36,444	8,657	12,732	21,389	1,520	4,955	6,475
<b>ASIA</b>	<b>147,130</b>	<b>120,711</b>	<b>267,841</b>	<b>117,002</b>	<b>63,810</b>	<b>180,812</b>	<b>16,394</b>	<b>42,002</b>	<b>58,396</b>
Western Asia	13,699	6,058	19,757	6,387	1,085	7,472	1,481	3,308	4,789
Central-Southern Asia	72,099	33,203	105,302	62,857	9,180	72,037	5,953	18,938	24,891
Eastern Asia	61,332	81,450	142,782	47,758	53,545	101,303	8,960	19,756	28,716
<b>AMERICA</b>	<b>51,404</b>	<b>113,445</b>	<b>164,849</b>	<b>22,150</b>	<b>40,730</b>	<b>62,880</b>	<b>13,857</b>	<b>57,264</b>	<b>71,121</b>
Northern America	17,309	31,953	49,262	4,732	3,223	7,955	5,228	23,663	28,891
Central-Southern America	34,095	81,492	115,587	17,418	37,507	54,925	8,629	33,601	42,230
<b>OCEANIA</b>	<b>1,100</b>	<b>1,376</b>	<b>2,476</b>	<b>273</b>	<b>227</b>	<b>500</b>	<b>179</b>	<b>583</b>	<b>762</b>
Stateless	372	206	578	87	25	112	35	54	89

## Improving the quality of the data from population registers: linkage with the residence permits archive

- **Aim:** prevent foreigners who are no longer in Italy to remain registered.
- **The expiry date of the permit should be reported in all the records of the registers (currently it is requested only for the new registrations).**



# Monitoring the Census survey



- Data from residence permits and from registers were used to build a continuous system of monitoring of Census collection of data

## Permits of stay and residents 1° January. Years 1993- 2000

SURVEY	1993	1994	1995	1996	1997	1998	1999	2000
<b>Permits of stay</b>								
Number	589,5	649,1	677,8	729,2	986,0	1.022,9	1.090,8	1.341,7
Variation (%)	-	10,1	4,4	7,6	35,2	3,7	6,6	22,9
<b>Residents</b>								
Number	573,3	629,2	685,5	737,8	884,6	991,7	1.116,4	1.270,6
Variation (%)	-	9,8	8,9	7,6	19,9	12,1	12,6	13,8



# **An integrated information system**

## **Statistics from other institutions**

- **Social Security: data on dependent workers, domestic help and agricultural workers;**
- **Ministry of Labour: data on authorisations, job placement and registrations in employment offices**
- **Ministry of the Interior: data on the acquisition of citizenship and requests for political asylum**
- **Ministry of Foreign Affairs: data on entry visas.**



# **An integrated information system**

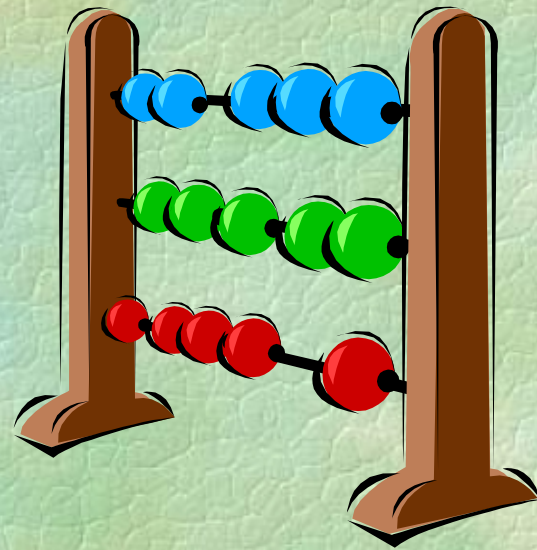
Statistics on foreigners produced at Istat

- **Births (individual data) and marriages**
- **Education**
- **Justice**



# Further improvements

- **New system for calculating foreign resident population**



- **New procedure adopted by the Interiors Ministry for residence permits**

# Further improvements

- Cooperation with the Interiors Ministry



for implementing linkage between population registers and residence permits.

- An Internet site is being set up