



AAI

Active Ageing Index: Implementation of the project



UNECE



Active Ageing Index



Research

- 2018 AAI
- 2018 AAI Analytical report
- Two pilots studies at subnational level —
in Romania and Spain
- AAI in non-EU countries
- Other research activities



2018 AAI Analytical report*

I. AAI in the European Union:

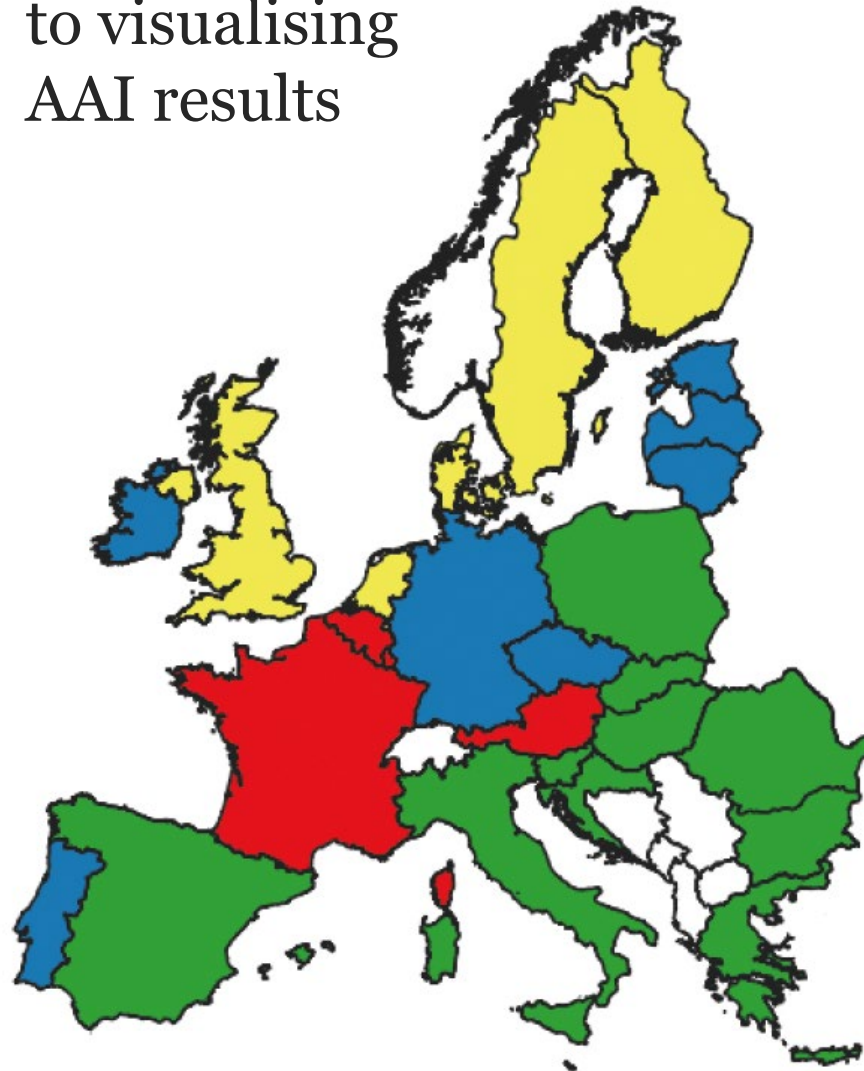
- a) Situation in 2016
- b) Trends in 2008-2016
- c) Subnational AAI
- d) Inequalities in AAI

II. Linking the AAI to European Semester and MIPAA

* UNECE / European Commission (2019) "2018 Active Ageing Index: Analytical Report", Report prepared by Giovanni Lamura and Andrea Principi under contract with the United Nations Economic Commission for Europe (Geneva), co-funded by the European Commission's Directorate General for Employment, Social Affairs and Inclusion (Brussels).



Different approach
to visualising
AAI results



Country Clusters	AAI score
1	31.1
2	36.4
3	36.5
4	43.0

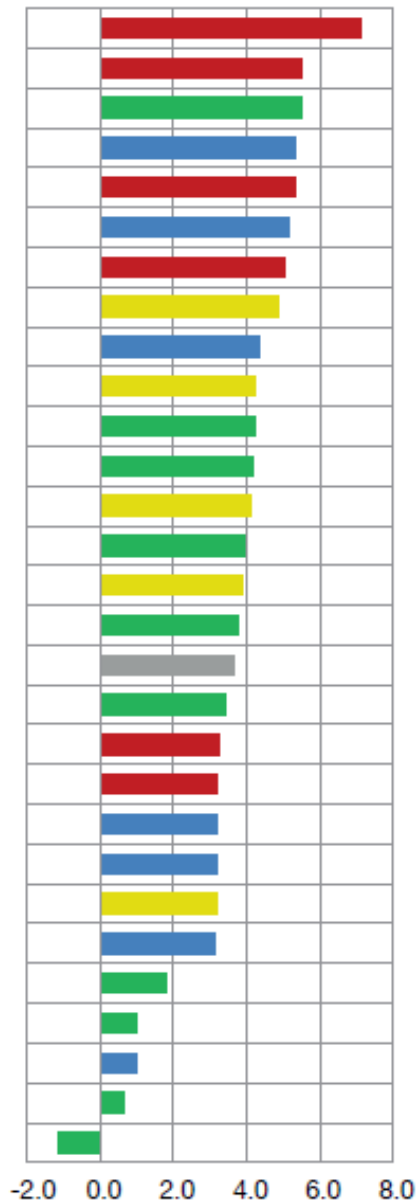


2018
AAI

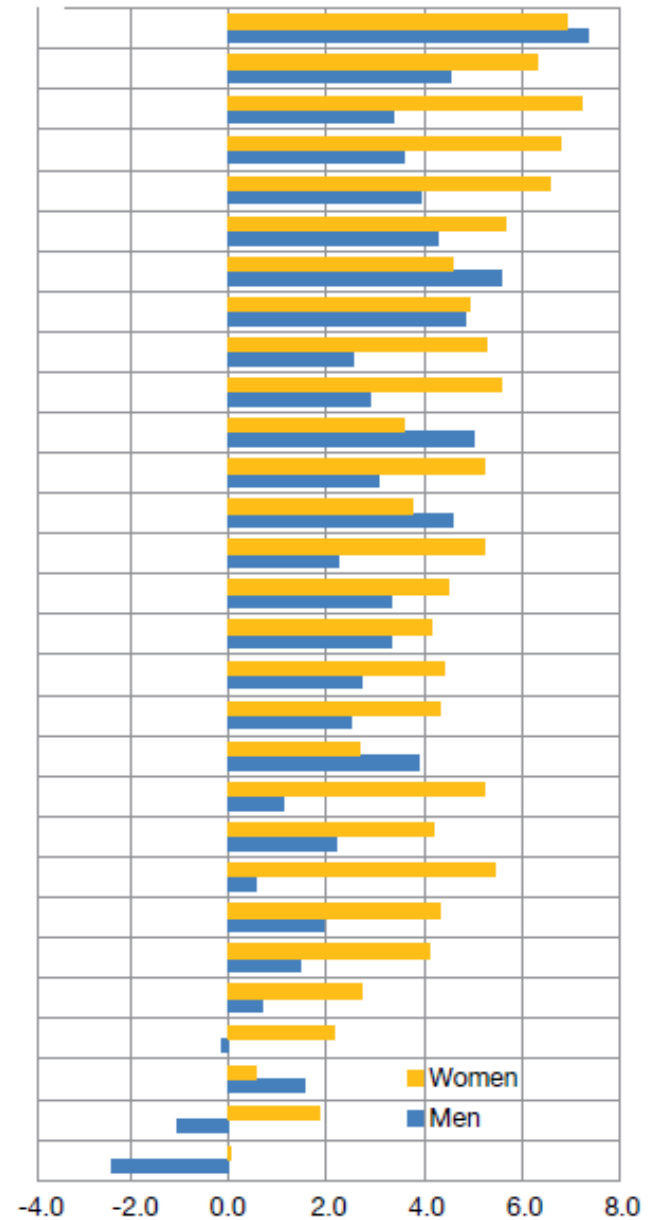


AAI

2008–2016



- Malta
- France
- Slovakia
- Czech Republic
- Belgium
- Germany
- Austria
- Sweden
- Estonia
- Denmark
- Hungary
- Bulgaria
- Netherlands
- Poland
- Finland
- Italy
- EU28
- Spain
- Luxembourg
- Cyprus
- Ireland
- Lithuania
- United Kingdom
- Latvia
- Croatia
- Slovenia
- Portugal
- Romania
- Greece

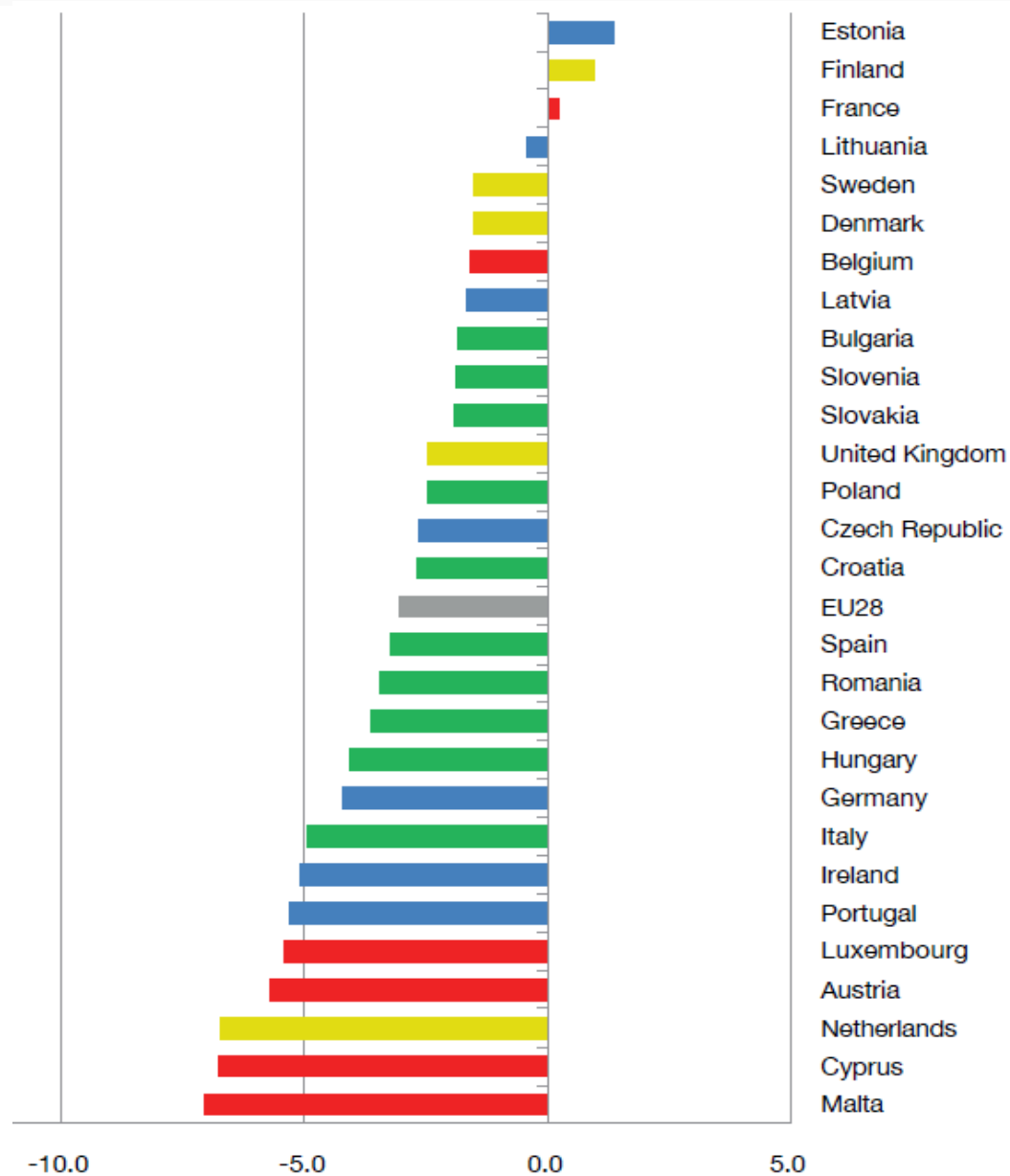




2018

AAI

Gender gap



Challenges highlighted by AAI, 2018 ES-CSRs and 2017 MIPAA/RIS NRs: the Romanian example

Country	AAI domain	Challenges highlighted by:															According to the AAI results, this dimension should be addressed by next monitoring round of:			
		AAI		2018 ES-CSRs (sorted by AAI domains)					2017 MIPAA/RIS national reports (sorted by area of commitment)								ES-CSRs	MIPAA/RIS national reports		
		total*	as gender gap^	E	S	I	C	gender gap	2	3	4	5	6	7	8	9				
Romania	Employment		X									X	X						X	X
	Social participation	X																	X	X
	Independent living														X					
	Capacity & enabling env.	X											X	X					X	X

*: 10% or more below the EU-28 average

^: AAI domain-specific score for women being 10 points or more below that scored by men



UNECE



Active Ageing Index



Pilot studies: Romania and Spain

NUTS-2 level (8 regions in Romania and 17 autonomous communities + 2 autonomous cities in Spain)

Data years:

- 2010, 2012, 2014, 2016 — Romania
- 2008, 2012, 2016 — Spain

Data challenges

Differences among regions identified



AAI in non-EU countries

- 2018 AAI for Norway
- 2018 AAI for Serbia
- First-time calculation for the Republic of North Macedonia (2018 AAI)
- Revisions ongoing for the Republic of Moldova



Events and visualisation

- National seminars in Bucharest and Madrid (30 May and 26 August 2019)
- Stakeholder meeting on AAI, 17 June 2019, Brussels
<http://www.unece.org/index.php?id=51438>
75 participants: representatives of ministries at different levels (25), national statistical offices (19), academia (19), international and regional organisations and civil society from 36 countries
- Back-to-back with the meeting of the Expert group on AAI (18 June)
- Wiki updates and Web-tool — under development



Web-tool by EC JRC

under development

<https://composite-indicators.jrc.ec.europa.eu/active-ageing-index/>

- AAI results over time — for now EU only
- Country profiles
- Testing targets / policy measures



AAI Wiki

**2018
Active Ageing
Index**



**Active Ageing Index 2014
Analytical Report**
April 2015





Evaluation of AAI-III

- By an independent consultant
- July–September 2019
- Very high level of response to the questionnaire (31 % = 72 respondents) in addition to 31 interviews

Thank you for taking part!

- The report is available from:
<http://www.unece.org/info/open-unece/evaluation-and-audit.html>
tab Housing, Land Management and Population



Thank you

AAI wiki

<https://statswiki.unece.org/display/AAI/Active+Ageing+Index+Home>

AAI web – under development

<https://composite-indicators.jrc.ec.europa.eu/active-ageing-index/>