

מאירס-ג'וינט-ברוקדייל  
MYERS-JDC-BROOKDALE  
مایرس - جوینت - بروکدیل



# Active Ageing in Israel: Gaps between the Centre of the Country and the Periphery over the Past Decade

Dr. Ayelet Berg-Warman<sup>1</sup>, Galit Mevorach<sup>2</sup>, Dr. Yitschak Shnoor<sup>1</sup>, Shmuel Be'er<sup>1</sup>, Jenny Brodsky<sup>1</sup>

<sup>1</sup> Myers-JDC-Brookdale , <sup>2</sup> Ministry of Labour, Welfare and Social Services

September 28, 2018



# Outline of Presentation

- 1 Israel in Brief: Demography and Key Policies Regarding Ageing
- 2 AAI in Israel
- 3 Gaps between the Centre of the Country and the Periphery
- 4 Trends over the Past Decade
- 5 Conclusions

# Israel – at a Glance

**Year of Independence:** 1948

**Population:** 8.6 million

**Life expectancy:** 82 (women-84; men-80)

**Religion:** 75% Jews, 18% Muslims,  
8% Christian, Druze, other


**GDP per Capita:** \$42,115

**93% of the population live in urban localities**





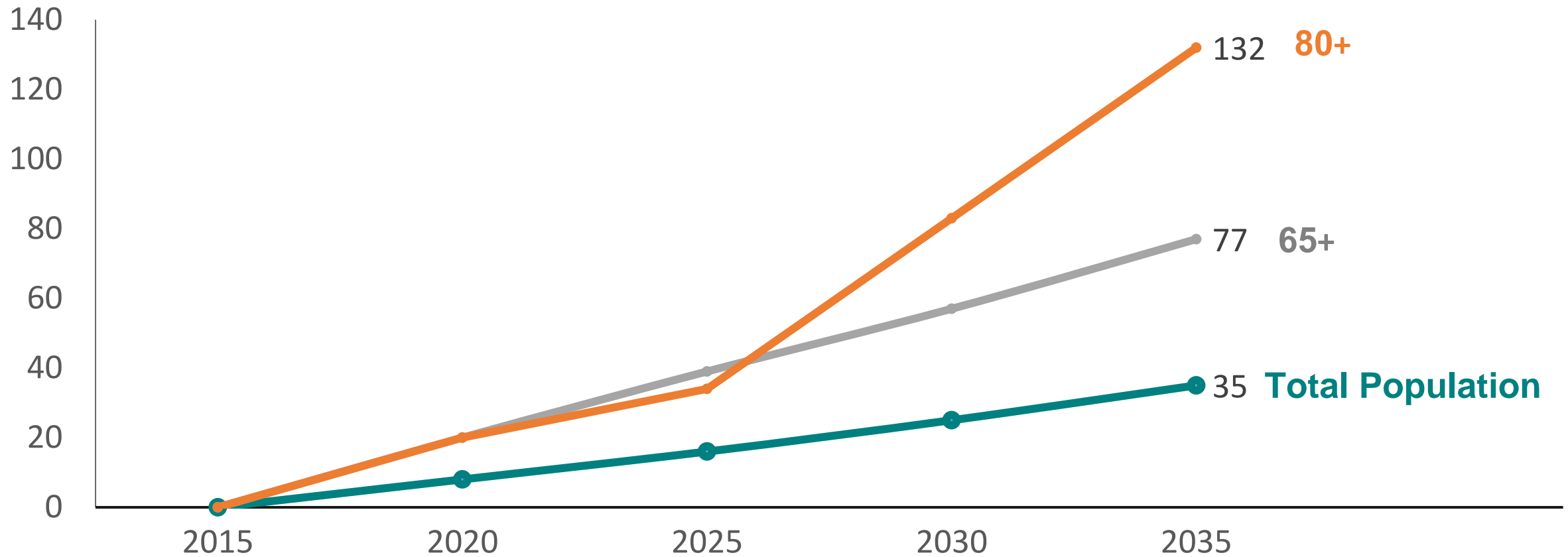
## Total and 65+ Population 2016 – 2035 (in thousands, end of year)



	2016	2025	2035
Total Population	8,630	9,845	11,396
65+	978	1,303	1,660
% of 65+	11.3	13.2	14.6



# Percentage Increase in the Elderly Population, 2015-2035 (Index, 2015=100)





# Population Aged 65+ , Religion and Immigration

Only **28%** of the elderly were born in Israel

**20%**



+



**8%**

**29%** Europe

**20%** Asia –Africa



**49%**

of immigrants – before 1990

**23%**

New immigrants (since 1990)



# Families play the most important role in caring for older adults

**Approx. 1.5 million**

(25% of aged 20+) serve as a caregiver





# Key Policies

1

## Retirement age

Mandatory- 67 for men and women (women are entitled to retire at age 62)

2

## Maintaining standard of living

Universal old-age allowances from Social Security

Income supplement for those without other sources of income such as occupational pensions

3

## Universal Health Coverage

Four competing non-profit health providers (HMO's)

4

## Ageing in Place

14.0% of older adults receive personal care

97.7% live in the community, 2.3% live in LTC institutions.





# Preparing for the Ageing Population

- 1 Ministerial work plans
- 2 Legislation
- 3 Collaboration and cooperation of organizations and ministries
- 4 Designating the peripheral areas “national priority areas”



# Goals

- 1 Construct and present the AAI for Israel
- 2 Examine the gaps in AAI between peripheral areas and the centre in the past decade

## Methods

Using population surveys of the Central Bureau of Statistics, National Insurance Institute and WHO to calculate the AAI and its indicators


Calculating the AAI according to the definitions of (Zaidi et al., 2013)

Using the CBS definition of peripherality



# The Domains and Indicators of the Overall AAI

(Zaidi et al., 2013)



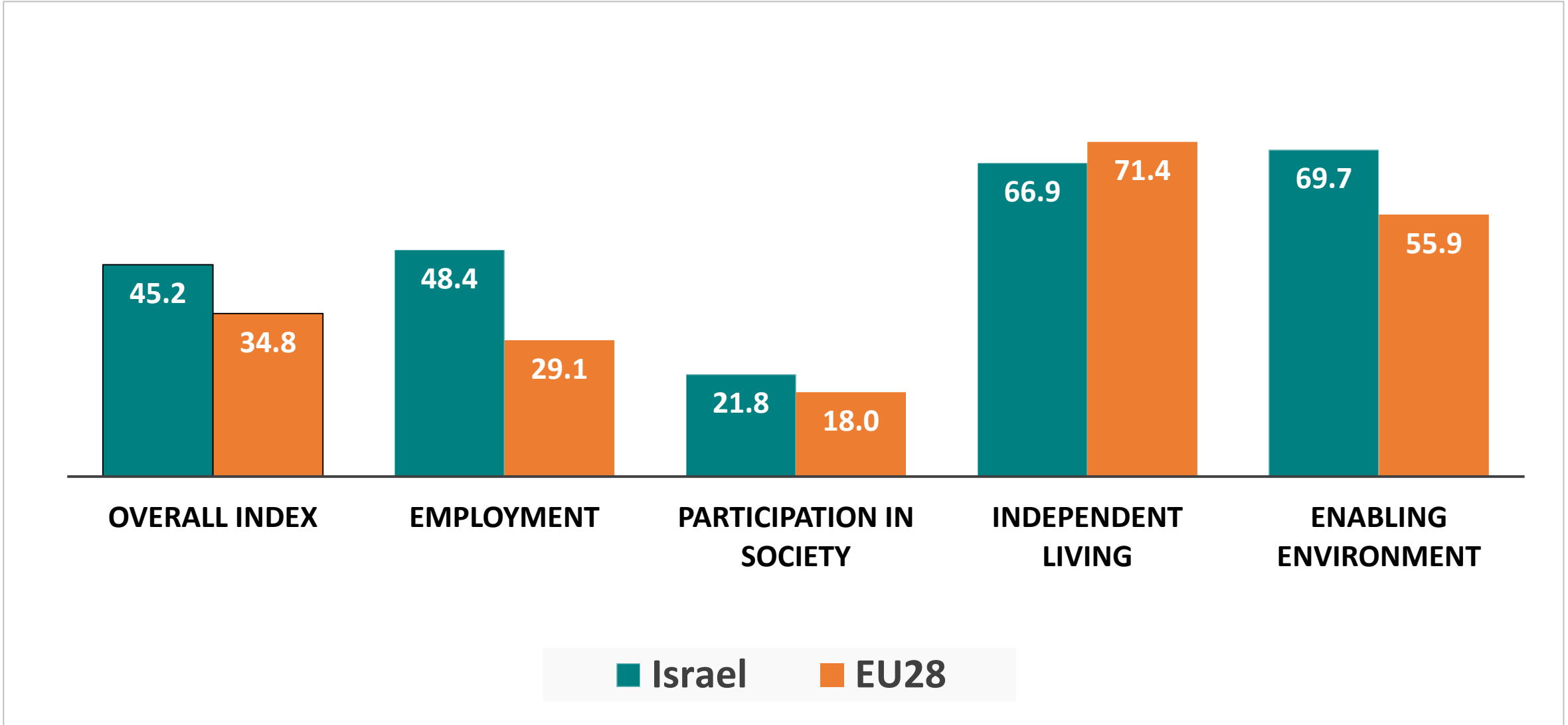
\* Financial security aspects: (1) Relative median income of 65+ relative to those aged below 65  
 (2) No poverty risk for older persons; (3) No severe material deprivation rate.



# AAI in Israel



# AAI in Israel and EU28 Average, by Domain, 2016

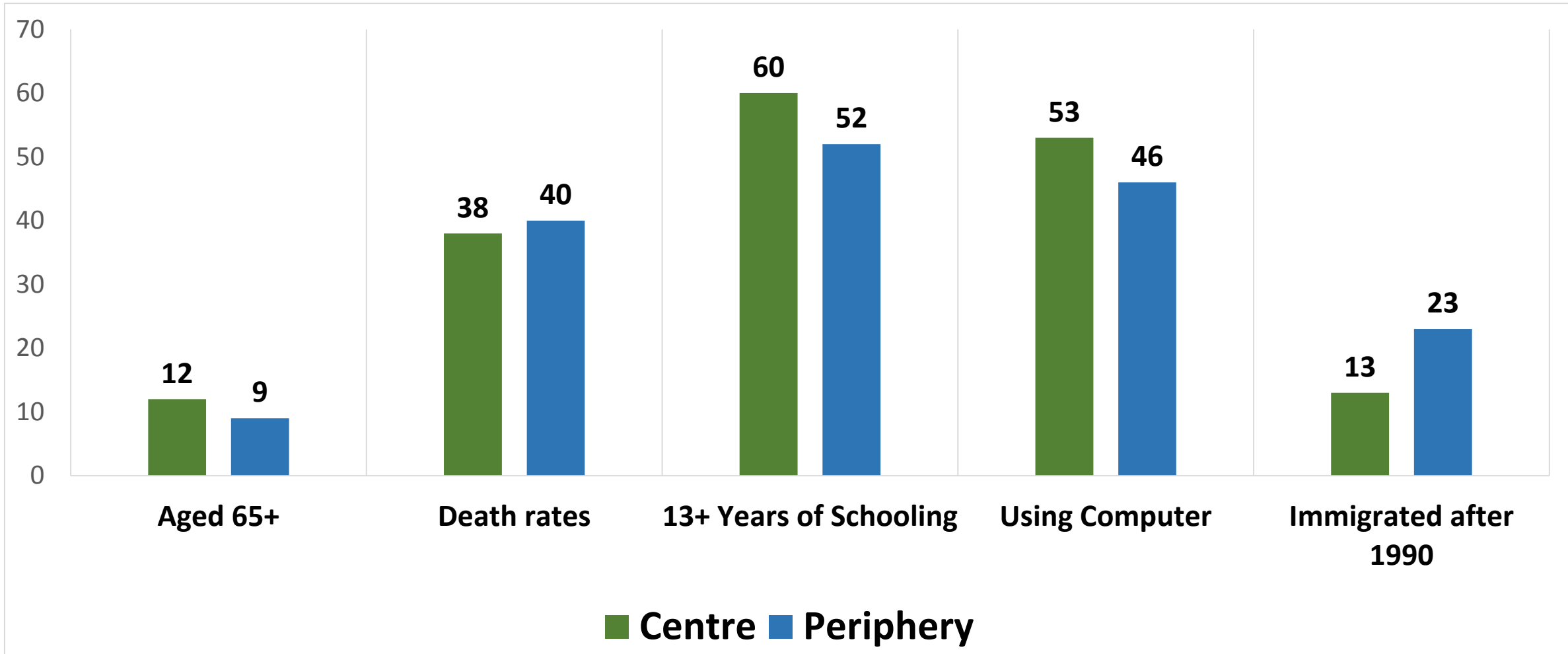




# **Gaps between the Centre of the Country and the Periphery**

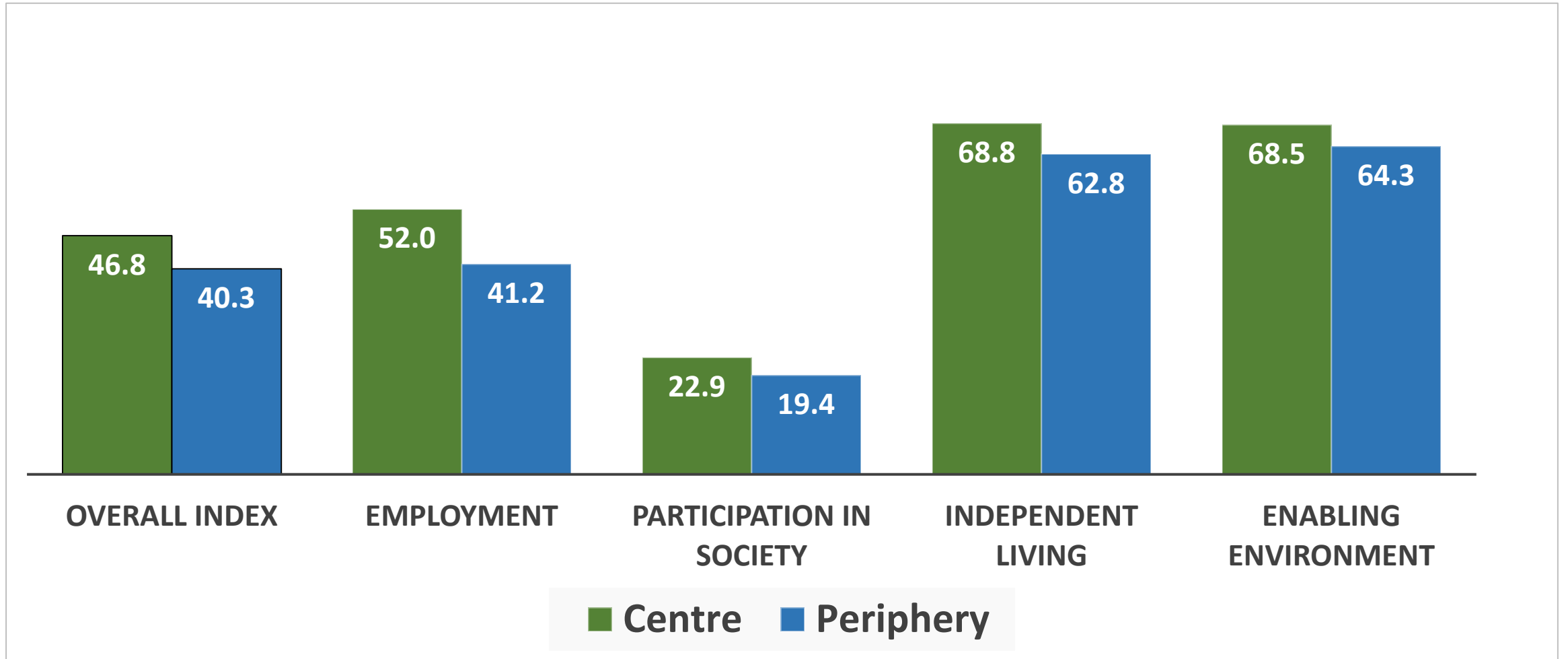


# Characteristics of Elders in Centre and Periphery, 2016 (%)





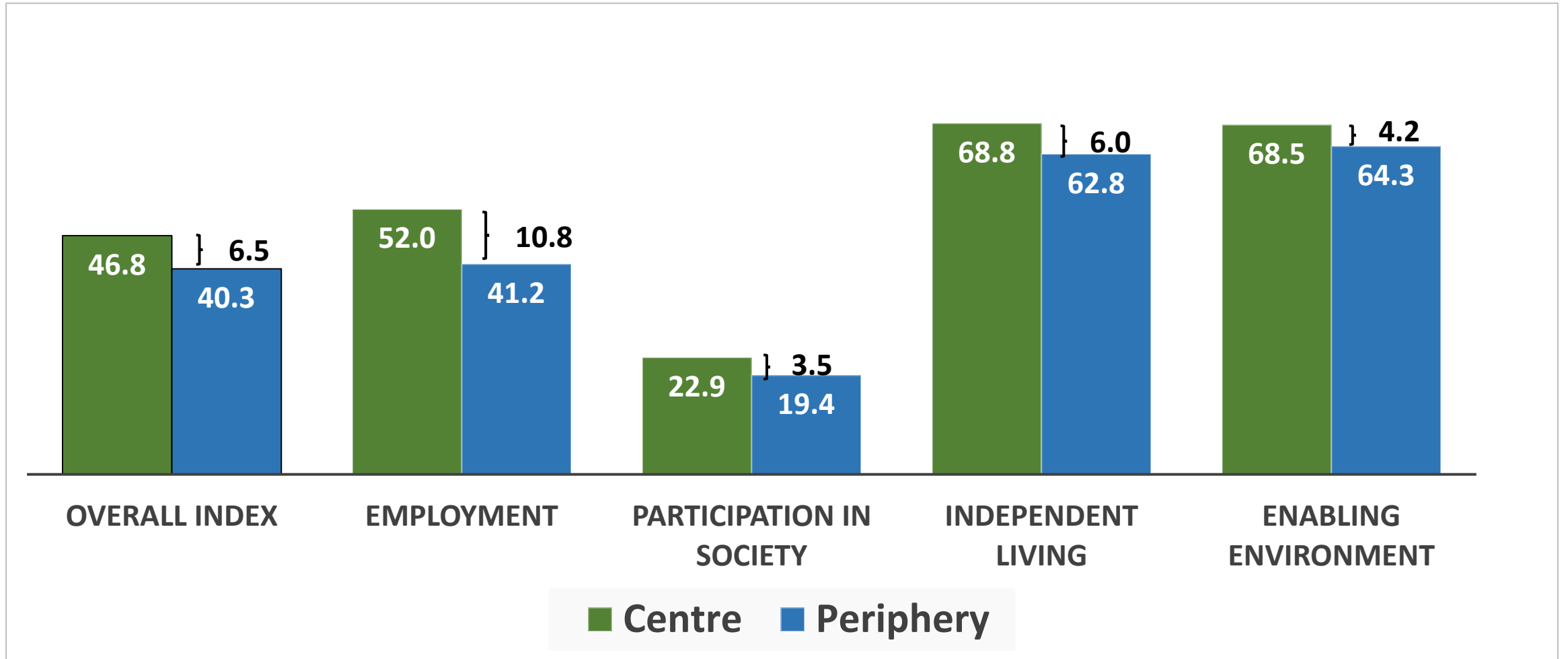
# AAI in Centre and Periphery, by Domain, 2016





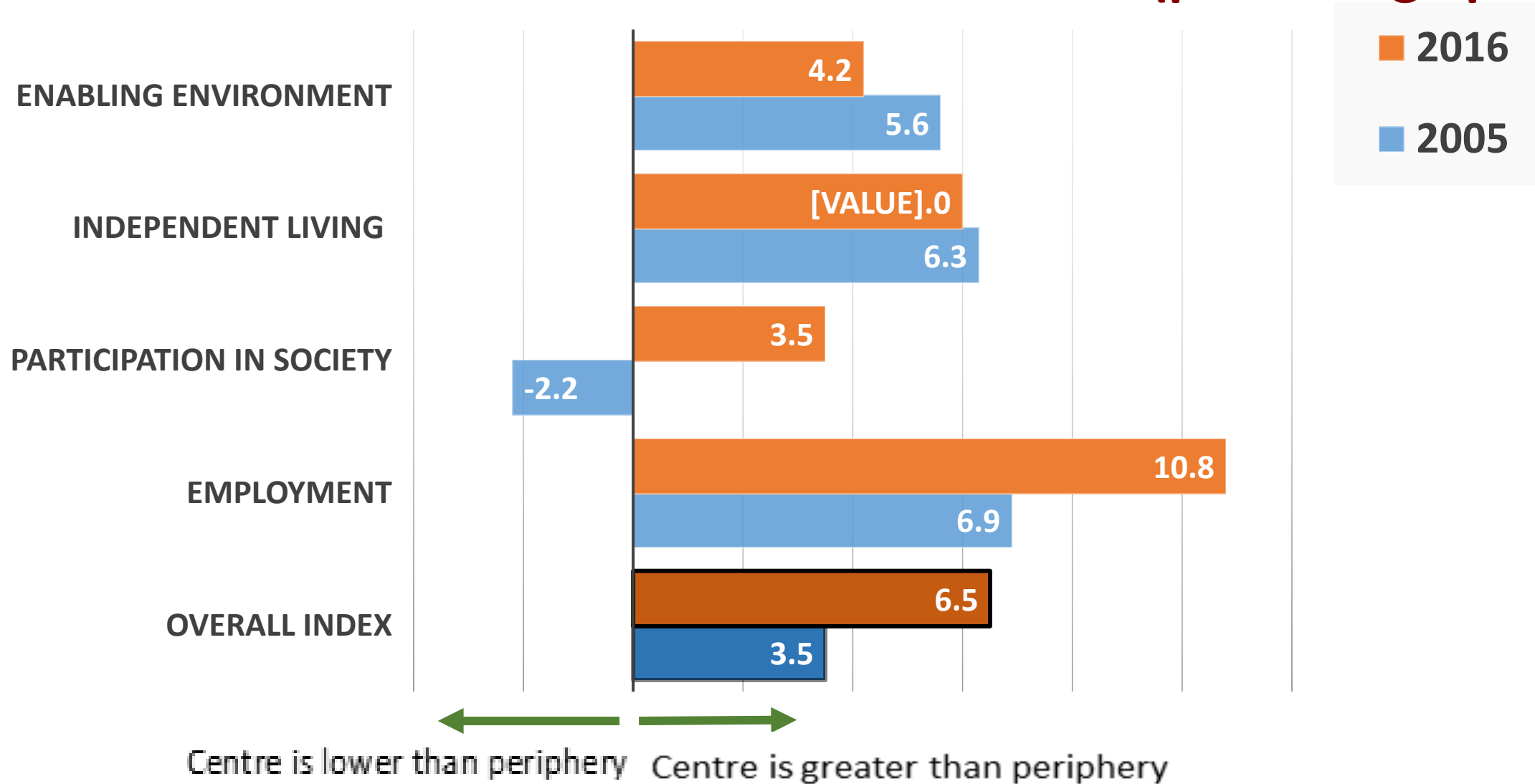


# AAI in Centre and Periphery, by Domain, 2016





# Differences between Centre and Periphery on the Overall Index and Domains in the Past Decade (percentage points)





# Contribution of the Domains to the Overall Index, by Peripherality in the Past Decade (%)





# Conclusions

- AAI in Israel is similar to the top ranking of EU28 in 2016.
- AAI is higher for elders in the centre compared to the periphery for all four domains.
- Gaps between centre and peripheral areas in overall AAI had widened during the past decade, despite policy actions aimed at reducing gaps in opportunities and services provided to the older population.
- Prominent increase in gaps of employment due to raising retirement age.
- Decrease in gaps of enabling environment reflects the high investment in technological infrastructures in the periphery.
- The index and its domains will make it possible to examine these trends over time in the coming years.



**Thank you** [Ayeletb@jdc.org](mailto:Ayeletb@jdc.org)  
[www.jdc.org.il/brookdale](http://www.jdc.org.il/brookdale)