

**Twenty-fourth session**

Geneva, 29-31 January 2019

Palais des Nations

Meeting room XI

5. Environmental monitoring, assessment and reporting

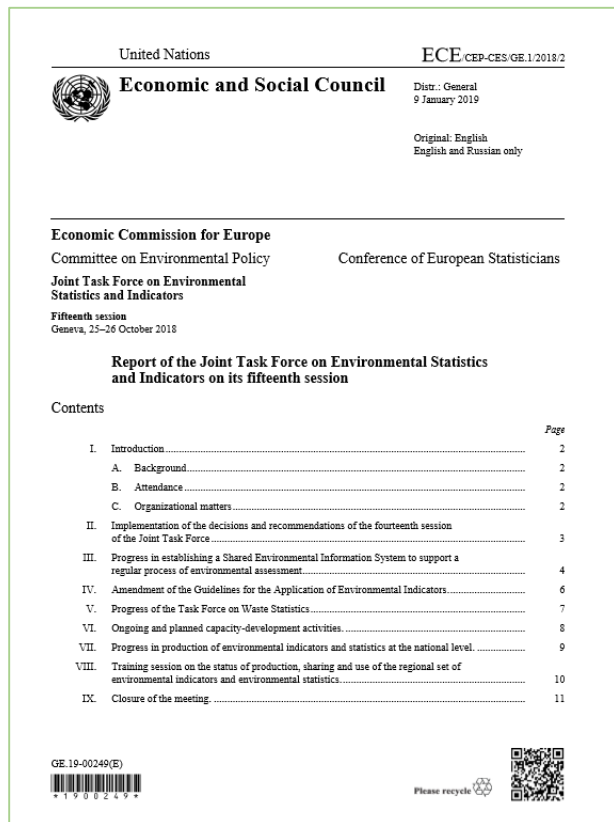
Joint Task Force on Environmental Statistics and Indicator

Progress of work of the Joint Task Force





- Progress of work of resulting from 15th session of the Joint Task Force (October 2019)
- Chaired by Kazakhstan
- Serviced by Statistics and Environment Divisions
- Cooperation with UNEP and EEA



Shared Environmental Information System (SEIS):

The Joint Task Force has taken part in

- the development and revision of the SEIS Assessment Framework (ECE/CEP/AC.10/2018/5) to measure progress in establishing SEIS;
- ... production of the SEIS mid-term review report (ECE/CEP/2019/7);
- ... continued revision of the UNECE set of environmental indicators to support a regular process of environmental assessment.

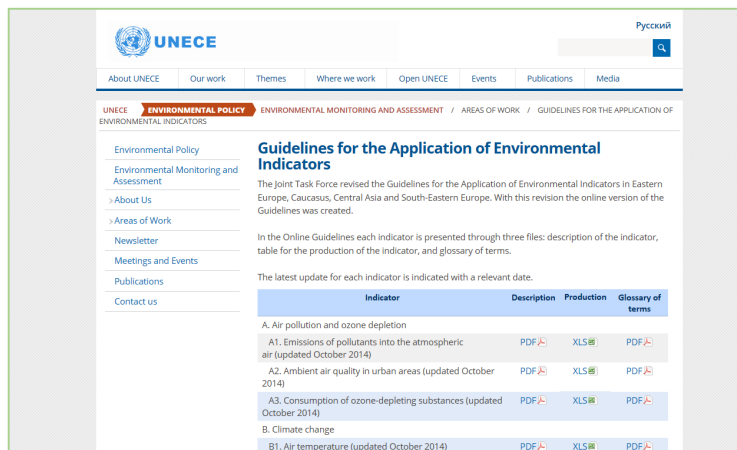
Report from the 15th session
of the Joint Task Force:
ECE/CEP-CES/GE.1/2018/2



Capacity-building activities:

- Joint UNEP/UNECE training workshops on SEIS & environmental statistics for the SDGs
- UNECE organised the 5th Expert Forum for Producers and Users of Climate Change-related Statistics (3-4 October 2018).
- Training session on the status of production, sharing and use of the regional set of environmental indicators and environmental statistics.
- Joint OECD/UNECE Seminar on the Implementation of SEEA (20-21 February 2019)

ENVIRONMENT

UNECE **ENVIRONMENTAL POLICY** ENVIRONMENTAL MONITORING AND ASSESSMENT / AREAS OF WORK / GUIDELINES FOR THE APPLICATION OF ENVIRONMENTAL INDICATORS

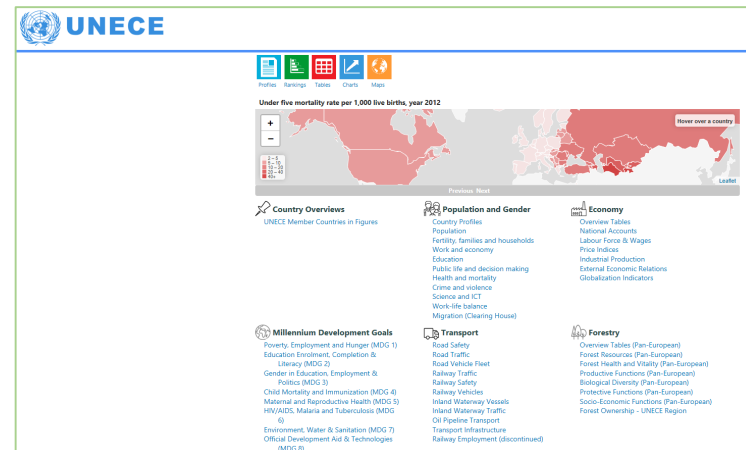
Guidelines for the Application of Environmental Indicators

The Joint Task Force revised the Guidelines for the Application of Environmental Indicators in Eastern Europe, Caucasus, Central Asia and South-Eastern Europe. With this revision the online version of the Guidelines was created.

In the Online Guidelines each indicator is presented through three files: description of the indicator, table for the production of the indicator, and glossary of terms.

The latest update for each indicator is indicated with a relevant date.

Indicator	Description	Production	Glossary of terms
A. Air pollution and ozone depletion			
A1. Emissions of pollutants into the atmospheric air (updated October 2014)	PDF	XLS	PDF
A2. Ambient air quality in urban areas (updated October 2014)	PDF	XLS	PDF
A3. Consumption of ozone-depleting substances (updated October 2014)	PDF	XLS	PDF
B. Climate change			
B1. Air temperature (updated October 2014)	PDF	XLS	PDF



UNECE

Home News Tables Charts Maps

Under five mortality rate per 1,000 live births, year 2012

Country Profiles
UNECE Member Countries in Figures


Population and Gender
Country Profiles
Population
Fertility, families and households
Work and economy
Education
Public life and decision making
Health and mortality
Crime and violence
Science and ICT
Work-life balance
Migration (Cleaning House)

Millennium Development Goals
Poverty, Employment and Inequalities (MDG 1)
Education, Environment, Completion & Literacy (MDG 2)
Gender in Education, Employment & Politics (MDG 3)
Child Mortality and Immunisation (MDG 4)
Maternal and Reproductive Health (MDG 5)
HIV/AIDS, Malaria and Tuberculosis (MDG 6)
Environment, Water & Sanitation (MDG 7)
Official Development Aid & Technologies (MDG 8)

Economy
Overview Tables
National Accounts
Labour Force & Wages
Price Indices
Industrial Production
External Economic Relations
Globalisation Indicators

Transport
Road Safety
Road Traffic
Road Vehicle Fleet
Railway Traffic
Railway Safety
Railway Vehicles
Inland Waterway Vessels
Inland Waterway Traffic
Oil Pipeline Transport
Transport Infrastructure
Railway Employment (discontinued)

Forestry
Overview Tables (Pan-European)
Forest Resources (Pan-European)
Forest Health and Vitality (Pan-European)
Productive Functions (Pan-European)
Biological Diversity (Pan-European)
Protective Functions (Pan-European)
Socio-Economic Functions (Pan-European)
Forest Ownership - UNECE Region



Other relevant developments:

- Framework on Waste Statistics was drafted by a UNECE Task Force.
- Proposal that the ECE Statistical Database be extended to include environmental indicators.
- Amendment of the Guidelines for the Application of Environmental Indicators.
- UNECE Countries in Figures 2018.

25-28 April 2017: Astana workshop



<https://environmentlive.unep.org/egm/kazakhstan>
<http://www.unece.org/index.php?id=45655>

16-19 October 2017: Dushanbe workshop

United Nations Development Programme (UNDP)
United Nations Environment Programme (UNEP)
United Nations Economic Commission for Europe (UNECE)



National Workshop on Shared Environmental Information Systems (SEIS) and Environmental Statistics for the Sustainable Development Goals (SDGs)

16-18 OCTOBER 2017
HYATT REGENCY DUSHANBE
26/1 ISMOIL SOMONI AVENUE
DUSHANBE, REPUBLIC OF TAJIKISTAN



11-14 June 2018: Bishkek workshop



16-18 July 2018: Astana workshop



ENVIRONMENT



Thank you!

