

# Financing the work under the Protocol on Water and Health

Sergiusz Ludwiczak, UNECE

Oliver Schmoll, WHO Regional Office for Europe



---

**5th session**

**Meeting of the Parties to the  
Protocol on Water and Health**

19-21 November | Belgrade | Serbia

---

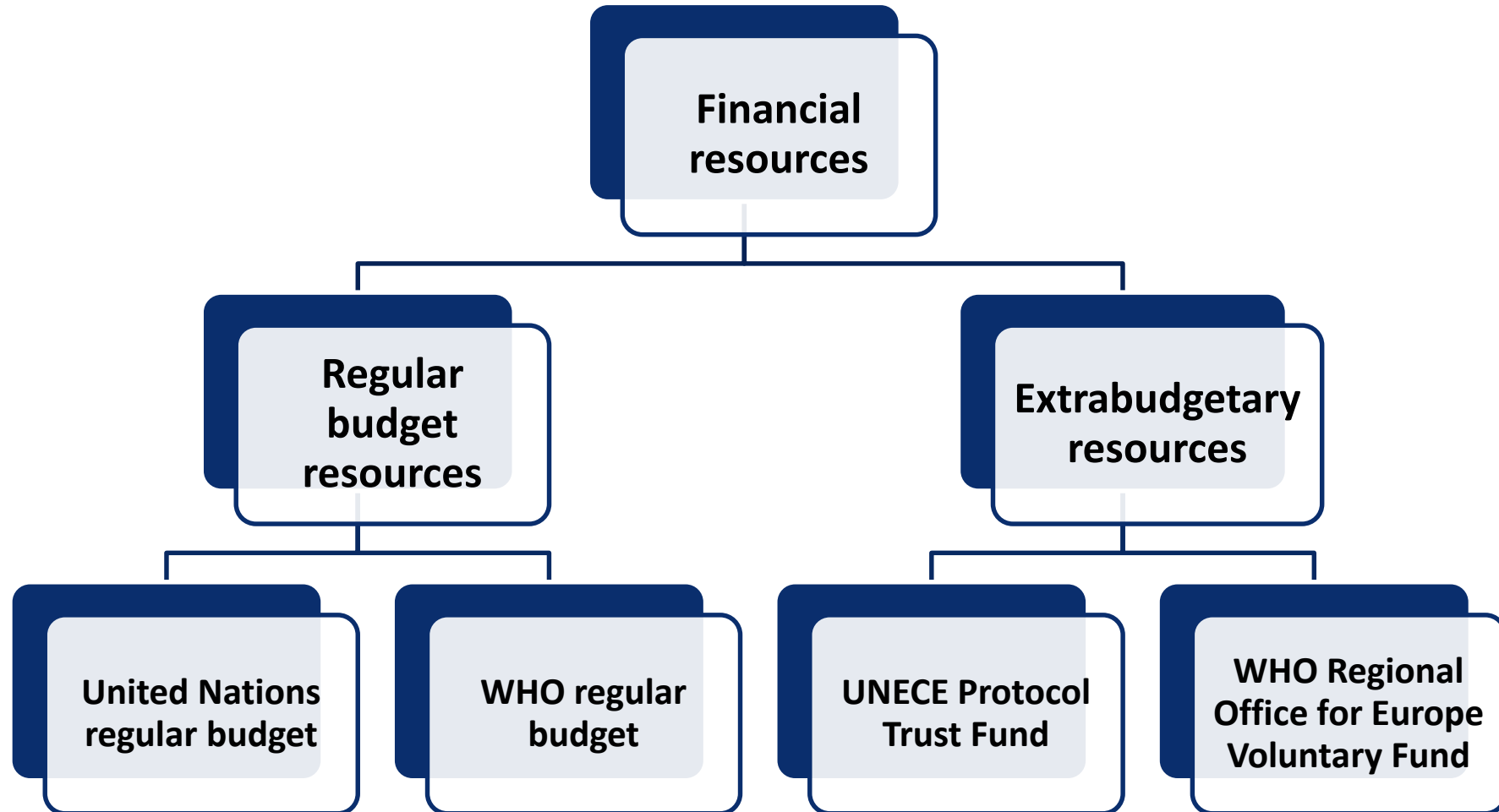


# Outline

1. Financing of activities under the Protocol: different funding channels
2. Overview of extrabudgetary contributions – in-depth analysis
3. Challenges, consequences and implications related to extrabudgetary funding
4. Way forward for financing the Protocol



# Financing channels under the Protocol



**UNECE**



**World Health Organization**

REGIONAL OFFICE FOR **Europe**

# UN and WHO regular budget resources

## UN regular budget

- Rooms and interpretation for official meetings
- Official documentation and translation into 3 official languages
- Publications: translation, design, printing
- Facilities and administration at UNOG
- Projects financed by regular budget (UNDA)
- 0.3 P4 post in UNECE to serve as co-Secretary to the Protocol, shared with the Water Convention



**No regular budget post exclusively for the Protocol in UNECE!**



## World Health Organization Regular Budget



**There is no regular budget post for the Protocol in the WHO Regional Office**

- Share of staff costs in WHO Regional Office for Europe on basis of host country agreement with Germany (voluntary contribution)
- In-country activities through BCA arrangements



# Overview of extrabudgetary contributions – in-depth analysis



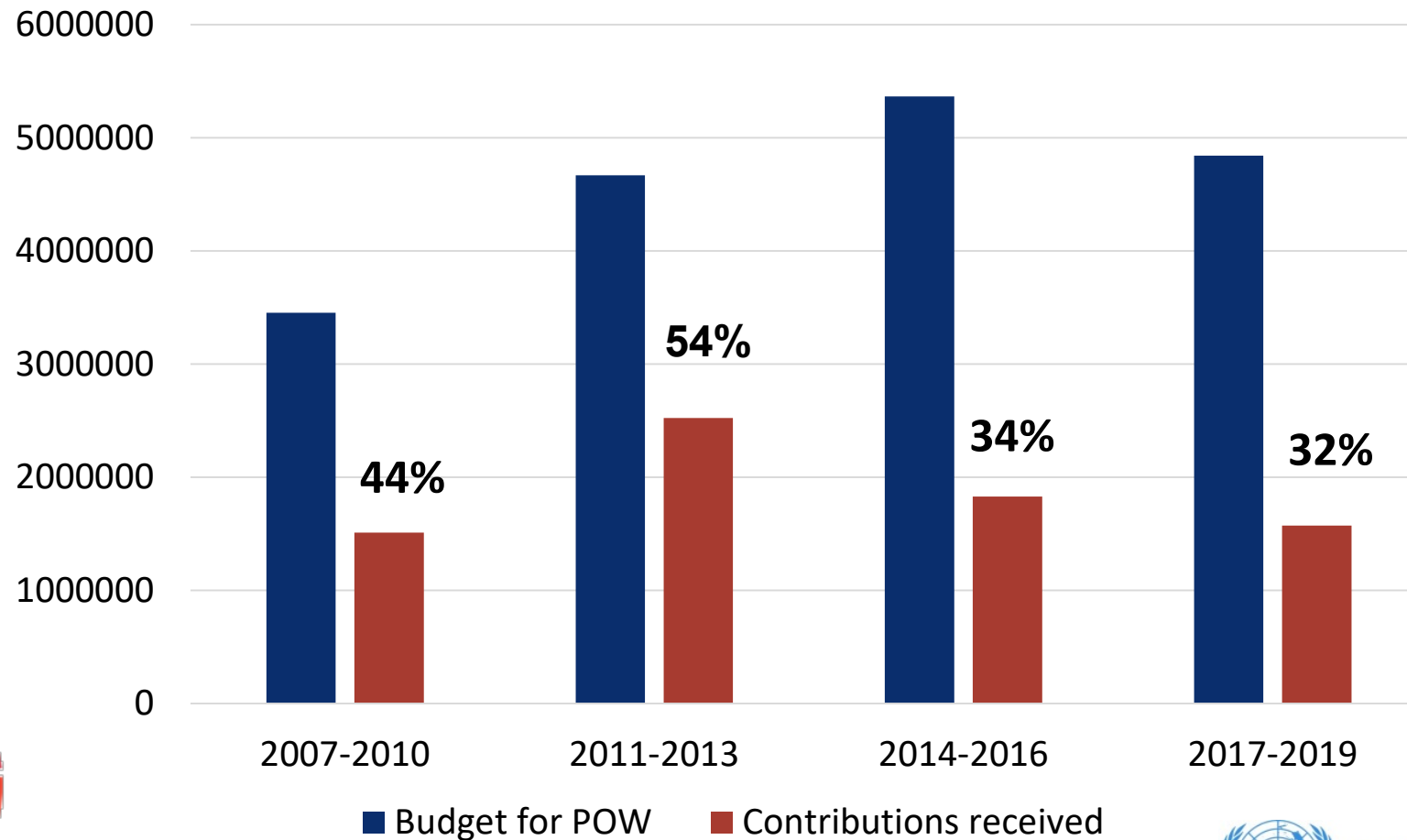
**Programme of work for 2017-2019**  
**Estimated required funds: US\$ 4,841,259**  
**Total amount received in both funds: US\$ 1,570,322**

<b>Country</b>	<b>UNECE</b>	<b>WHO</b>	<b>Total</b>
Bosnia and Herzegovina	1,200		<b>1,200</b>
Estonia	2,599	1,718	<b>4,317</b>
Finland <i>Including for projects:</i>	220,899 <i>215,306</i>	67,377	<b>288,276</b>
France	343,416		<b>343,416</b>
Germany	74,935	2,229	<b>77,164</b>
Hungary	5,000	12,611	<b>17,611</b>
Italy		9,962	<b>9,962</b>
Netherlands	108,443	132,472	<b>240,915</b>
Norway	90,470	126,918	<b>217,388</b>
Serbia	119,394		<b>119,394</b>
Switzerland	201,898	48,781	<b>250,679</b>



# Financial contributions received are lower than budgets for the programmes of work!

Budget for programmes of work vs voluntary contributions made to both UNECE and WHO trust funds for the Protocol

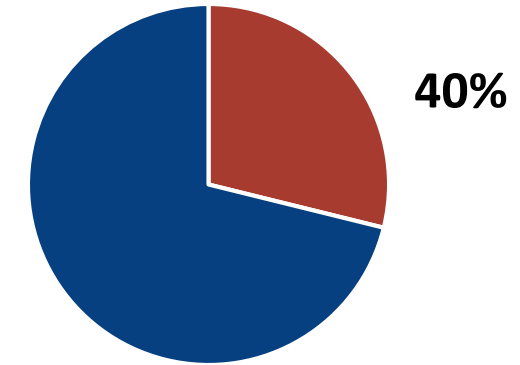


# Challenges related to extrabudgetary funding

- **Less than half of expected budget** is received in the Trust Funds
- **Only few Parties** regularly provide a significant contribution
- Some **contributions come late**, based on secretariat follow-up
- **Lack of predictability of funds** is a challenge for good planning, effective implementation and well-being of staff
- **Earmarking** to a certain programme area limits flexible use
- **Need for separate reports** is an additional burden for the secretariat

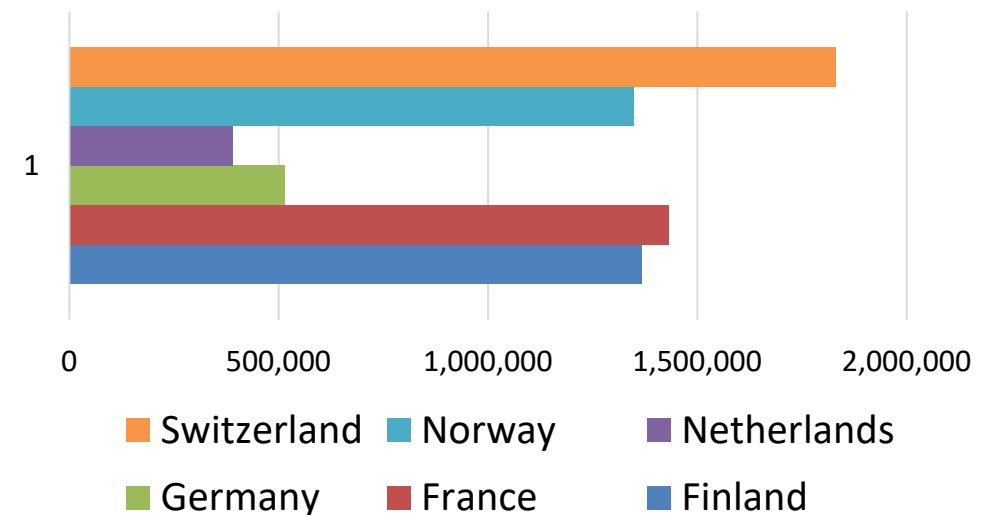


Total budgeted vs contributions received in Protocol's trust funds 2007-2019



■ Total contributions received ■ Total budgeted

Main contributors





# Consequences and implications

- **Activities** from the programme of work **cannot be implemented effectively** and/or **have to be postponed**
- Insufficient resources to secure **adequate level of secretariat support**
- **Fundraising requires significant time** which is a challenge for the joint secretariat



# Way forward for financing the Protocol

- Provision of regular contributions by all Parties in a predictable manner (and possibly by other stakeholders)
- Countries motivating each other and sharing experiences on mobilizing funds for the Protocol
- Provision of contributions, which are not earmarked to a certain programme area and/or time-bound
- Provision of contributions that do not require separate reporting (otherwise, above 100,000 USD the 1% levy for the UN development system will be charged)
- Countries may use UN scale of assessment to get informed about their potential contribution
- Focal points being proactive in mobilizing funding at their own ministries and beyond (e.g. international cooperation agencies, ministry of foreign affairs)
- Focal points being proactive in mobilizing in-kind contributions



# Thank you for your attention



# Questions for round-table discussion on financing

1. What financial contribution can your country make to support implementation of the programme of work for 2020–2022?

As a Party, how can your country support efforts to enhance the sustainability and predictability of financing under the Protocol?

2. How can your country contribute in kind to the Protocol's activities?



Group A
Estonia
Finland
France
Germany
Hungary
Netherlands
Norway
Switzerland

Group B
Belgium
Bosnia and Herzegovina
Romania
Serbia

Group C
Albania
Azerbaijan
Belarus
Croatia
Czech Republic
Lithuania
Luxembourg
Portugal
Republic of Moldova
Russian Federation
Slovakia
Spain
Ukraine





## 1% coordination Levy effective 14 March 2019

- General Assembly Resolution 72/279 of May 2018 introduced the levy to provide funding to the new United Nations Resident Coordinator System.
- The policy for the collection and management of this 1% Coordination Levy was effective 14 March 2019
- The 1% levy applies to agreements that have tightly earmarked contributions with reporting that relate to development activities with a minimum threshold of USD 100,000.



## Contributions provided for MOP-1

Country	UNECE
Cyprus	641
Hungary	6,588
Germany	13,175
Netherlands	12,322
Norway	20,330
Switzerland	2,429





**Programme of work for 2007-2010**  
**Estimated required funds: US\$ 3,451,500**  
**Total amount received in both trust funds: US\$ 1,509,995**

<b>Country</b>	<b>UNECE</b>	<b>WHO</b>	<b>Total</b>
Finland	52,186	14,535	<b>66,721</b>
France	45,181		<b>45,181</b>
Germany	99,640	66,568	<b>166,208</b>
Hungary		6,963	<b>6,963</b>
Italy	53,908		<b>53,908</b>
Netherlands	43,228		<b>43,228</b>
Norway	140,016	324,000	<b>464,016</b>
Romania	167,364		<b>167,364</b>
Switzerland	440,921		<b>440,921</b>
<i>Including for projects:</i>	204,975		



**Programme of work for 2011-2013**  
**Estimated required funds: US\$ 4,667,900**  
**Total amount received in both funds: US\$ 2,522,464**

<b>Country</b>	<b>UNECE</b>	<b>WHO</b>	<b>Total</b>
Belgium	20,000		<b>20,000</b>
Estonia	2,685		<b>2,685</b>
Finland <i>Including for projects:</i>	687,815 188,205		<b>687,815</b>
France	617,536	31,365	<b>648,901</b>
Germany	93,840	119,775	<b>213,615</b>
Hungary		26,519	<b>26,519</b>
Italy		33,761	<b>33,761</b>
Norway	297,908	100,000	<b>397,908</b>
Switzerland <i>Including for projects:</i>	491,260 382,975		<b>491,260</b>



**Programme of work for 2014-2016**  
**Estimated required funds: US\$ 5,363,432**  
**Total amount received in both funds: US\$ 1,828,592**

<b>Country</b>	<b>UNECE</b>	<b>WHO</b>	<b>Total</b>
Bosnia and Herzegovina	2,400		<b>2,400</b>
Estonia	6,596	839	<b>7,435</b>
Finland <i>Including for projects:</i>	279,911 <i>252,401</i>	44,204	<b>324,115</b>
France	394,363		<b>394,363</b>
Germany	57,473		<b>57,473</b>
Hungary	5,000	13,052	<b>18,052</b>
Netherlands	105,820		<b>105,820</b>
Norway	110,000	160,000	<b>270,000</b>
Switzerland <i>Including for projects:</i>	648,934 <i>138,256</i>		<b>648,934</b>



**Programme of work for 2017-2019**  
**Estimated required funds: US\$ 4,841,259**  
**Total amount received in both funds: US\$ 1,570,322**

**Expenditures:  
US\$ 3,717,261**

<b>Country</b>	<b>UNECE</b>	<b>WHO</b>	<b>Total</b>
Bosnia and Herzegovina	1,200		<b>1,200</b>
Estonia	2,599	1,718	<b>4,317</b>
Finland <i>Including for projects:</i>	220,899 <i>215,306</i>	67,377	<b>288,276</b>
France	343,416		<b>343,416</b>
Germany	74,935	2,229	<b>77,164</b>
Hungary	5,000	12,611	<b>17,611</b>
Italy		9,962	<b>9,962</b>
Netherlands	108,443	132,472	<b>240,915</b>
Norway	90,470	126,918	<b>217,388</b>
Serbia	119,394		<b>119,394</b>
Switzerland	201,898	48,781	<b>250,679</b>

