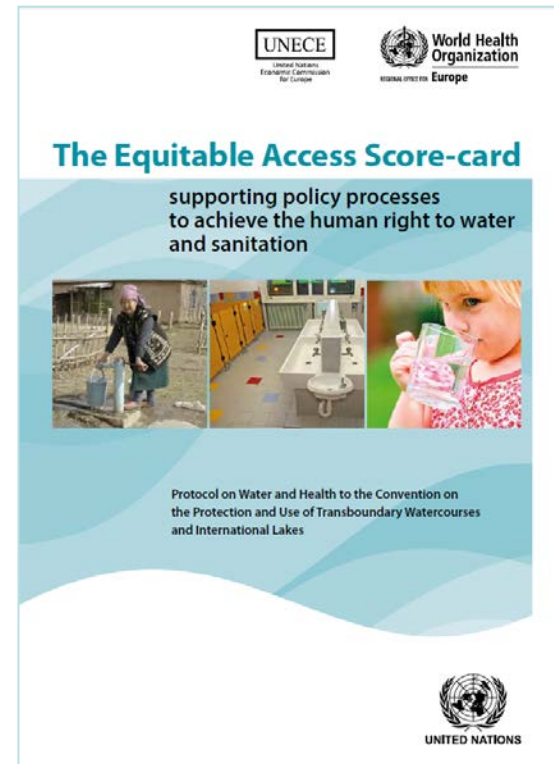
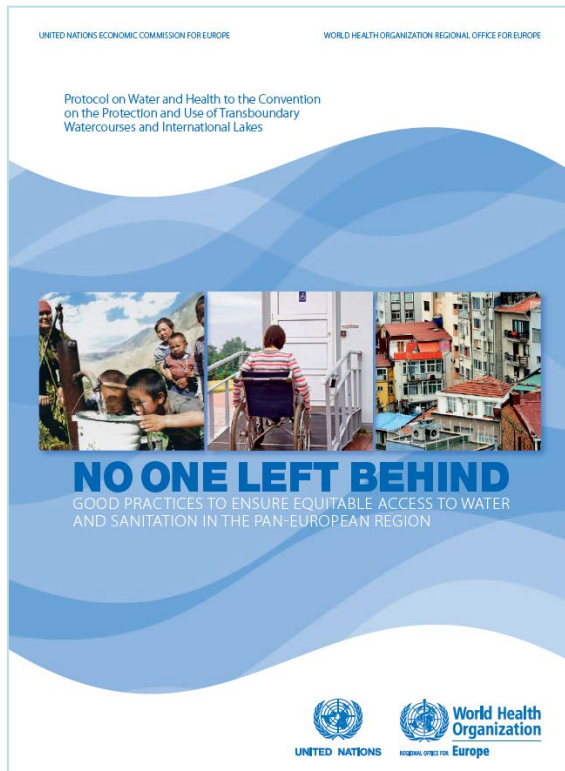




- **Equitable access to water and sanitation**
  - **M. Yannick Pavageau, deputy-head of water quality unit,  
Ministry of social affairs and Health, France**

# Approaching the equitable access challenge

## Document on good practices and self-evaluation tool to ensure an equitable access to water and sanitation in the pan-European region as a first milestone



## Access to water and sanitation in the paneuropean region is unequal

- 1 We still have an access problem
  - 110 million Europeans do not have access
- 2 Large in-country differences are not random – the access problem affect mostly the poor and rural populations
- 3 Richer countries also have an equitable access problem

**The rate of access to water and sanitation by rural populations in the EECCA sub-region is 10 percentage points lower than that of urban populations**

## There are international obligations to end inequities in access

The General Assembly,  
[...]  
Acknowledging the importance  
of equitable access to safe  
and clean drinking water  
[...]  
Recognizes the right to safe  
and clean drinking water and  
sanitation as a human right  
that is essential for the full  
enjoyment of life and all  
human rights

UN General Assembly  
resolution 64/292

Equitable access to water,  
adequate in terms of both  
quantity and quality should  
be provided for all members  
of the population, especially  
those who suffer a  
disadvantage or social  
exclusion

Protocol on Water and Health,  
Article 5 (I)

## Inequities in access need to be fought in at least 3 fronts

<u>Dimension</u>	<u>Inequities in access to water and sanitation</u>
Geographical disparities: water resources, WSS infrastructure	Certain areas of a country (rural areas, poor urban neighborhoods) have no physical access or have access of lower quality than other areas
Social disparities: vulnerable and marginalised groups	Within areas with good access, certain groups do not have access because they don't have private facilities, the public and institutional facilities they rely on are not adequate, or suffer unintended or intended discrimination
Economic disparities: affordability issues	Within areas with good access, the water and sanitation bill represents too large a share of disposable income for some households

## Strategy

- Sharing of experience and lessons learned at national or local levels
- Detailed analysis of the current situation and knowledge in order to point out the best practices
- Meeting group of experts - with competence in different areas : legal, economic, financial and social issues - strongly involved in the elaboration of good practices document
- Drafting Group of Experts (DGE) – “No one left behind”
  - Representatives of MS: Belgium, Finland, France, Hungary, Macedonia, Netherlands, Portugal
  - NGOs: WHO CEHAPE, WaterLex, WECF, MAMA-86, BSCIF, SEE-SWE
  - International organizations: INBO, OHCHR, UNECE, UNICEF, WHO, French Water Academy, GWP-CEE
- Project Team: France, UNECE and WHO Regional Office for Europe

# Document on good practices / Structure

UNITED NATIONS ECONOMIC COMMISSION FOR EUROPE

WORLD HEALTH ORGANIZATION REGIONAL OFFICE FOR EUROPE

Protocol on Water and Health to the Convention  
on the Protection and Use of Transboundary  
Watercourses and International Lakes



**NO ONE LEFT BEHIND**  
GOOD PRACTICES TO ENSURE EQUITABLE ACCESS TO WATER  
AND SANITATION IN THE PAN-EUROPEAN REGION

## Introduction

Ch 1. Challenges of ensuring equitable access to water and sanitation

Ch 2. International commitments to achieve equitable access

Ch 3. Steering water governance frameworks to deliver equitable access

Ch 4. Reducing geographical disparities

Ch 5. Ensuring access for vulnerable and marginalized groups

Ch 6. Keeping water and sanitation affordable for all



## Specific indicators to be defined

<u>Urban- rural gaps</u>	<u>e.g. % connections to communal water systems</u>
Water resources availability	e.g. % of inhabitants without access to water catchments
Vulnerable groups	e.g. % of schools providing access to water
Affordability	e.g. % of unpaid water bills



# Presentation at 6th World Water Forum in Marseille

UNITED NATIONS ECONOMIC COMMISSION FOR EUROPE

WORLD HEALTH ORGANIZATION REGIONAL OFFICE FOR EUROPE

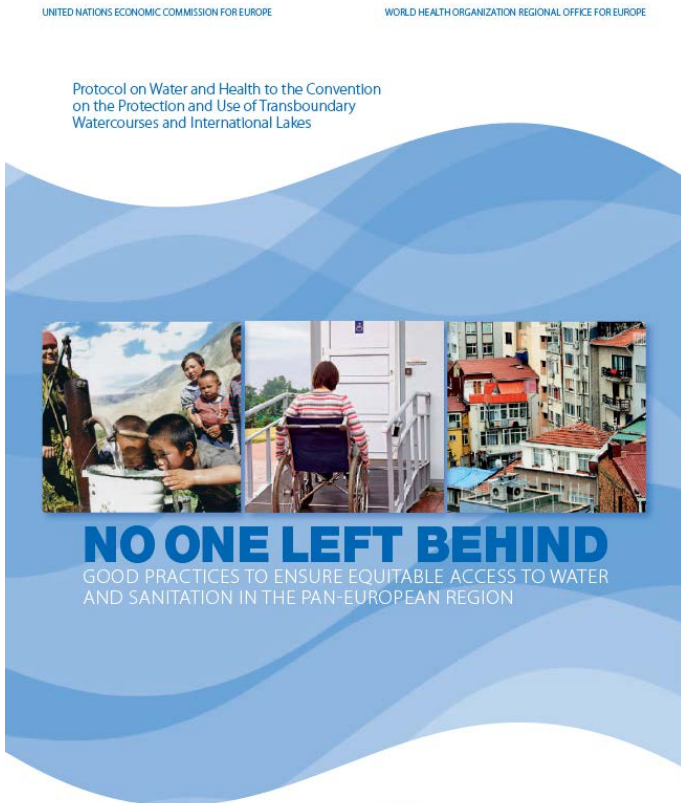
Protocol on Water and Health to the Convention  
on the Protection and Use of Transboundary  
Watercourses and International Lakes



**NO ONE LEFT BEHIND**  
GOOD PRACTICES TO ENSURE EQUITABLE ACCESS TO WATER  
AND SANITATION IN THE PAN-EUROPEAN REGION

- Dissemination within political process in particular at the Parliamentarian Level
- To provide resources on key legislative and policy issues related to water (sharing knowledge and experiences)
- Promotion of the tool by a flyer, an executive summary, and translation of the document in several languages (French, English, Russian)

# The development of a self-evaluation tool



The structure of a score-card chosen by the expert group

France welcomed the new expert group and supported this project

A final meeting was held in Paris, 15-16 May 2013 at the French ministry of Health, with about 35 participants :

- Parties to the Protocol
- International organizations :  
UNECE, WHO, OHCHR, UN-Habitat
- NGOs

In order to share the results of the testing of the score card in 3 pilot countries :  
France, Portugal, Ukraine

# The goals of the score-card



## The Equitable Access Score-card

supporting policy processes  
to achieve the human right to water  
and sanitation



Protocol on Water and Health to the Convention on  
the Protection and Use of Transboundary Watercourses  
and International Lakes



UNITED NATIONS

To present an analytical tool...

... that can be used by governments  
(and other stakeholders) in

- establishing a baseline
- tracking progress
- prompting discussions on further

actions needed to achieve equitable  
access to water and sanitation...

... in order to support the implementation  
of policies and practices to uphold the  
human rights to water and sanitation  
under the principle of “progressive  
realization”.

# Table of contents of the score-card



## The Equitable Access Score-card

supporting policy processes  
to achieve the human right to water  
and sanitation



Protocol on Water and Health to the Convention on  
the Protection and Use of Transboundary Watercourses  
and International Lakes



UNITED NATIONS

1. Introduction
2. Equitable access to water and sanitation
3. How to use the scorecard
  - Strategic guidance – Organizing a self-assessment process and communicating the results
  - Practical guidance – Notes for filling the scorecard
  - Glossary of key terms
4. Country experiences
5. The Scorecard

## What is the score-card

- A questionnaire to fulfill
- A description of country or region profile
- An item for
  - section 1 : Steering governance frameworks to deliver equitable access to safe drinking water and sanitation

*each dimension of equitable access :*

  - section 2 : Reducing geographical disparities
  - section 3 : Ensuring access for vulnerable and marginalized groups
  - section 4 : Keeping water and sanitation affordable for all

# What is the score-card

Area 2.2 Public policies to reduce price disparities between geographical areas				
<p><b>Rationale.</b> Some geographical areas face higher prices than others. This may be due to higher levels of service, higher cost of service provision (e.g. due to expensive access to clean water sources, or to low density of population), less efficient provision of services (e.g. poor maintenance leading to higher cost, or too many staff per connection), or uneven distribution of public subsidies. Public policies can play a major role in reducing price disparities between geographical areas.</p>				
	NO	+	++	
<p><b>2.2.1 There are mechanisms in place to track prices as well as cost of provision of water and sanitation services</b></p>				
<p><b>Score justification</b> (please provide brief explanation and/or examples that justify the answer)  <b>Means of verification used:</b> (e.g. official documents, multi-stakeholder consultation, expert opinion)  <b>Reliability of the response:</b> (i.e. high, medium, or low-level of confidence)</p>				
<p><b>2.2.2 Price benchmarking tools (such as affordability indicators or tariff reference values) have been introduced</b></p>				
<p><b>Score justification</b> (please provide brief explanation and/or examples that justify the answer)  <b>Means of verification used:</b> (e.g. official documents, multi-stakeholder consultation, expert opinion)  <b>Reliability of the response:</b> (i.e. high, medium, or low-level of confidence)</p>				



## Achieving a self-assessment exercise

- 1 Identify the objectives of the self-assessment exercise
- 2 Take the necessary time, but not more
- 3 Put together a “balanced” self-assessment team
- 4 Ensure continuous multi-stakeholder involvement
- 5 Plan the workshops carefully
- 6 Use the results of the scorecard for strategic evaluation and priority setting
- 7 Present the results in attractive formats - summary sheet, situational analysis, policy summary
- 8 Use the results to track your progress



## Results of the self-assessment exercise in Paris which join parallel exercises in Portugal and Ukraine

Usefull tool for

- ① a consensual assessment
- ② an objective debate
- ③ a high accuracy on current situation

- In order to discuss between stakeholders oriented on the need to produce reliable data
- In order to think « out of the box » by giving the floor to a large range of stakeholders (institutional or not)

Challenging exercise which allows :

- a broader understanding of the issues to equitable access
- an assessment of the existence of measures, their lacks and efficiency
- a focus on main problems for policy makers

# Next steps in France



## The Equitable Access Score-card

supporting policy processes  
to achieve the human right to water  
and sanitation



Protocol on Water and Health to the Convention on  
the Protection and Use of Transboundary Watercourses  
and International Lakes



UNITED NATIONS

- Self assessment with the regional health authority (ARS) in the seven sub-regions around Paris (“départements de l’Ile-de-France”, 20% of the french population) and in one ultra-marine region (La Réunion/Mayotte, indian Ocean)
- Involvement of the French Healthy cities network
- Willing to include in the third national Plan on environment and health an issue on Equitable access to water and sanitation

# Next steps - Work under the Protocol

UNITED NATIONS ECONOMIC COMMISSION FOR EUROPE

WORLD HEALTH ORGANIZATION REGIONAL OFFICE FOR EUROPE

Protocol on Water and Health to the Convention on the Protection and Use of Transboundary Watercourses and International Lakes



**NO ONE LEFT BEHIND**  
GOOD PRACTICES TO ENSURE EQUITABLE ACCESS TO WATER AND SANITATION IN THE PAN-EUROPEAN REGION

- Supporting the use and implementation of the good practices document by furthering action on the ground :
  - Self evaluation tools
  - Guidance for setting targets with an equitable access lens
  - Twinning projects
- Promotion and advocacy of equitable access :
  - Promotion activities (national & international events)
  - Regional workshops

Thanks to each Party for their contribution  
 Thanks to Portugal and Ukraine for their involvement in self-evaluation  
 Thanks to UNECE and WHO/Europe

