



# Financing options for the Protocol

Hey, we do need to talk about this



•  
•  
•

# Topics

1. Background reference
2. Current status of the Protocol
3. UN Scale of Assessments
4. Tired Assessment
5. Implications of both options
6. Comparison with ODA
7. Comparison with other MEA
8. Non-monetary contributions
9. Conclusions



# Mandate

## ■ MOP-12007

- ... in the longer term, consideration should be given to establishing stable and predictable financing arrangements for the core elements of the programme of work, for example by using the UN Scale of Assessments or other appropriate scales

## ■ WGWH 2009

- ... request the Joint Secretariat, in cooperation with the Bureau, to prepare a proposal with alternative options for financing the programme of work. This would be considered at its third meeting, with a view of submitting conclusions for possible adoption by the Meeting of the Parties to the Protocol at its second session



•  
•  
•

# Broader UN framework

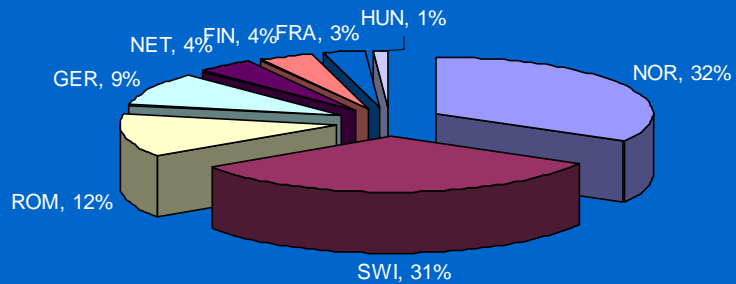
- **UNGA Resolution 2997 (XXVII)**
  - Need for “stable, adequate and predictable financial resources”
- **UNGA Resolution 62/208**
  - *Stresses* that core resources, because of their untied nature, continue to be the bedrock of the operational activities [...] and [...] notes [...] that the share of the core contributions [...] has declined [...] and recognizes the need [...] to address, on a continuous basis, the imbalance between core and non-core resources



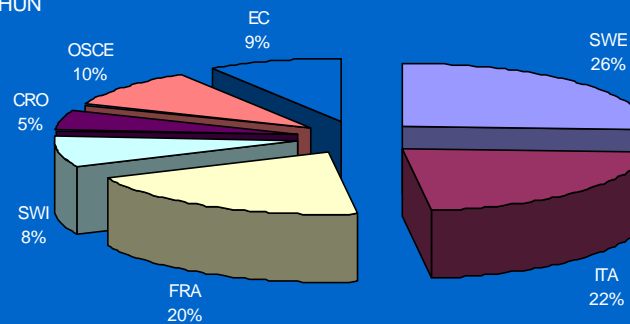
EUROPE

- 
- 
- 

# Financial and in-kind



■ NOR ■ SWI ■ ROM ■ GER ■ NET ■ FIN ■ FRA ■ HUN



■ SWE ■ ITA ■ FRA ■ SWI ■ CRO ■ OSCE ■ EC



EUROPE

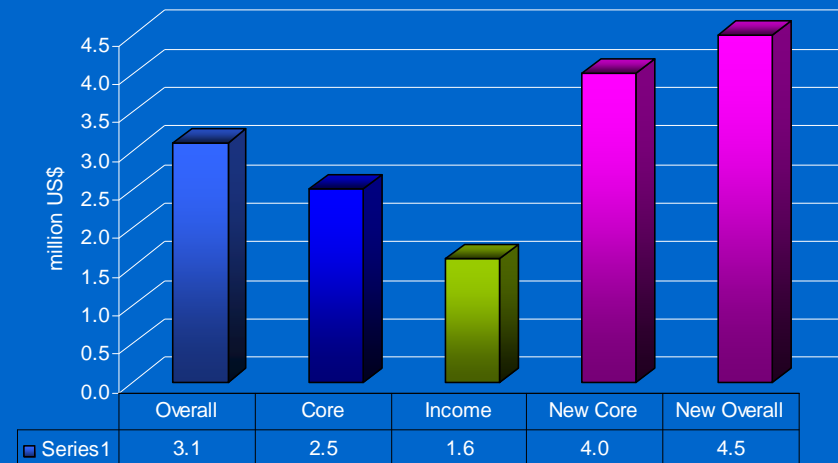
27 - 28 May 2010

WGWH

- 
- 
- 
- 
- 
- 
- 
-

# (Barely) Hanging in there...

- 2007: Core 2.5
- 2007: Overall 3.1
- Income (cash and kind): 1,6
- 2010: Core: 4
- 2010: Overall: 4.5



•  
•  
•

# Conclusion 1

- Parent organizations needed to contribute substantially
- Trust Fund and direct contribution were not sufficient to meet the needs of the approved work plan
- Stable, adequate and predictable financial resources were not realized
- Yet demand is growing



EUROPE

# UN Scale of Assessment

- UN MS are “taxed” in the form of a % allocation of UN Expenses based on GNI/capita
- Same basis for contribution to WHO
- Maximum: 22% of core budget
- Minimum: 0.001% of core budget



EUROPE



•  
•  
•

# Tiered assessment scale

- World Bank Method based on GNI/c
  - Three groups:
    - Low income: \$975 or less
    - Lower middle income: \$976 - \$3,855
    - Upper middle income: \$3,856 - \$11,905



Table 3 Comparison of contribution models

	CONTRIBUTION BASED ON UNSA			CONTRIBUTION BASED ON INCOME CATEGORY				
	Contributions redistributed	% redistributed	Euro	Contributions	%	Euro		
ALB	\$408	0.03	€ 272	ALB	LMI	\$20,251	1.493	€ 13,501
AZE	\$340	0.03	€ 227	AZE	LMI	\$20,251	1.493	€ 13,501
BEL	\$74,936	5.53	€ 49,958	BEL	HI	\$68,691	5.066	€ 45,794
BLR	\$1,360	0.10	€ 907	BLR	UMI	\$48,926	3.608	€ 32,617
CRO	\$3,400	0.25	€ 2,267	CRO	HI	\$68,691	5.066	€ 45,794
CZE	\$19,108	1.41	€ 12,739	CZH	HI	\$68,691	5.066	€ 45,794
DEU	\$298,320	22.00	€ 198,880	DEU	HI	\$68,691	5.066	€ 45,794
EST	\$1,088	0.08	€ 725	EST	HI	\$68,691	5.066	€ 45,794
FIN	\$38,352	2.83	€ 25,568	FIN	HI	\$68,691	5.066	€ 45,794
FRA	\$298,320	22.00	€ 198,880	FRA	HI	\$68,691	5.066	€ 45,794
HUN	\$16,592	1.22	€ 11,061	HUN	HI	\$68,691	5.066	€ 45,794
LTU	\$2,108	0.16	€ 1,405	LTU	UMI	\$48,926	3.608	€ 32,617
LUX	\$5,780	0.43	€ 3,853	LUX	HI	\$68,691	5.066	€ 45,794
LVA	\$1,224	0.09	€ 816	LVA	UMI	\$48,926	3.608	€ 32,617
MDA	\$68	0.01	€ 45	MDA	LMI	\$20,251	1.493	€ 13,501
NET	\$127,365	9.39	€ 84,910	NET	HI	\$68,691	5.066	€ 45,794
NOR	\$53,176	3.92	€ 35,451	NOR	HI	\$68,691	5.066	€ 45,794
POR	\$35,836	2.64	€ 23,891	POR	HI	\$68,691	5.066	€ 45,794
ROM	\$4,760	0.35	€ 3,173	ROM	UMI	\$48,926	3.608	€ 32,617
RUS	\$81,600	6.02	€ 54,400	RUS	UMI	\$48,926	3.608	€ 32,617
SPA	\$201,825	14.88	€ 134,550	SPA	HI	\$68,691	5.066	€ 45,794
SVK	\$4,284	0.32	€ 2,856	SVK	HI	\$68,691	5.066	€ 45,794
SWI	\$82,688	6.10	€ 55,126	SWI	HI	\$68,691	5.066	€ 45,794
UKR	\$3,060	0.23	€ 2,040	UKR	LMI	\$20,251	1.493	€ 13,501
	<b>\$1,356,000</b>	<b>100.00</b>	<b>€ 904,000</b>			<b>\$1,356,000</b>	<b>100.000</b>	<b>€ 904,000</b>

# ODA vs proposed contribution

\$1,000	ODA	UNSA	%	Tiered	%
BEL	74,000	75	0.10	69	0.09
DEU	516,000	298	0.06	69	0.01
FIN	36,000	38	0.11	69	0.19
FRA	299,000	298	0.10	69	0.02
LUX	11,000	6	0.05	69	0.62
NET	392,000	127	0.03	69	0.02
NOR	31,000	53	0.17	69	0.22
SWI	38,000	83	0.22	69	0.18

27 - 28 May 2010

WGWH



•  
•  
•

# Comparison global MEA

- Global MEAs with specific financing provisions
  - Basel Convention (art 14 sub 1 and 2)
  - Convention on Biological Diversity (art 20, 21)

# Comparison regional MEAs

- Regional MEAs with specific financing provisions:
  - Baltic Sea
  - OSPAR
  - Barcelona Convention
  - Danube River Convention
  - Rhine River Convention



•  
•  
•

# Non-monetary contributions

- Junior or associate experts
- Staff secondment to the Joint Secretariat
- Strengthening national institutions
- In-kind contributions
  - Leadership of subsidiary bodies
  - Operational cost coverage (meetings, publications, etc.)

•  
•  
•

## Conclusion 2

- UN Scale of Assessment or tiered contributions are used in many global and MEAs as mandatory contribution
- Resulting financial contributions under the Protocol would be modest, especially when compared to ODA
- Non-monetary contributions can be important to meet human and operational resource needs but require formalization



EUROPE



# For the MOP-2

- The need for “stable, adequate and predictable financial resources” needs to be on the Agenda
- Options need to be discussed – paper with UNSA applied to core budget to be tabled
- Countries to consider and report

