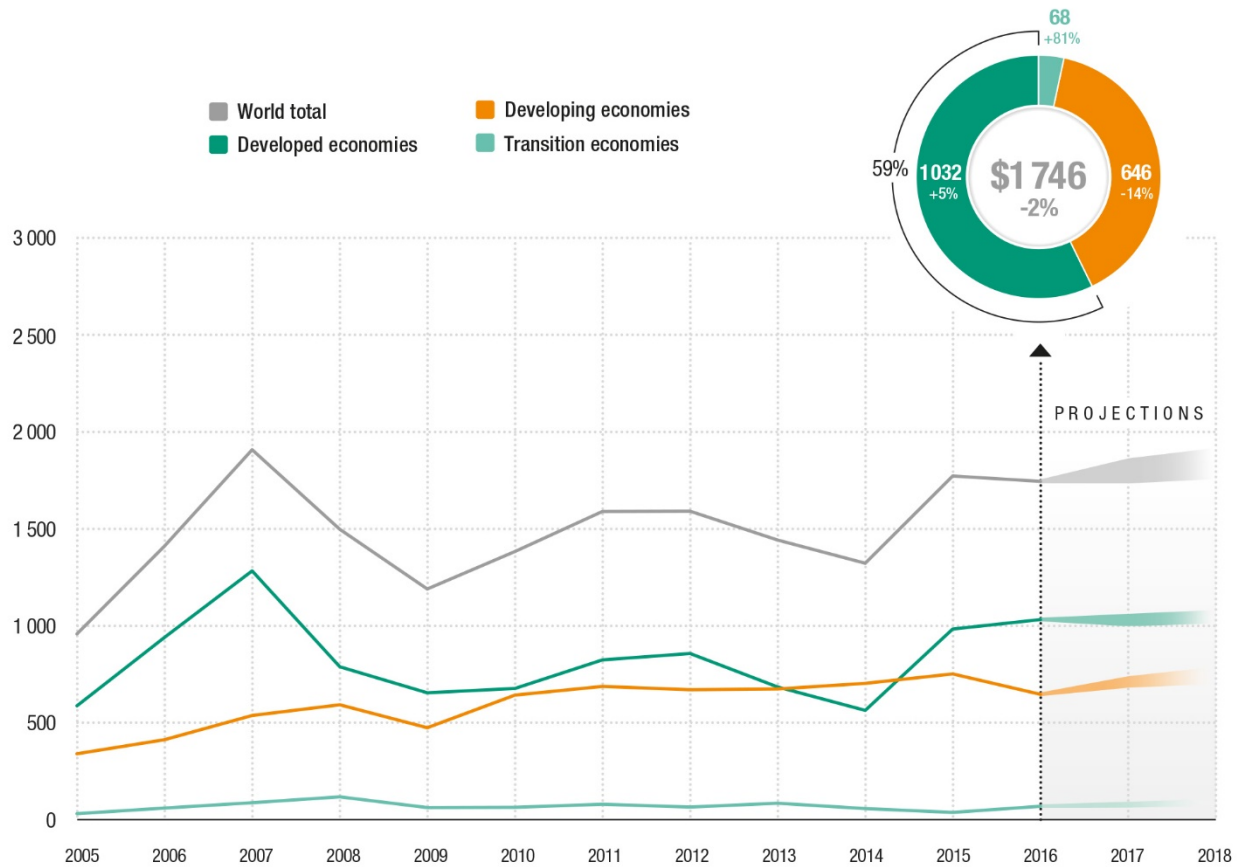


China's outward FDI and internationalization of Chinese Companies

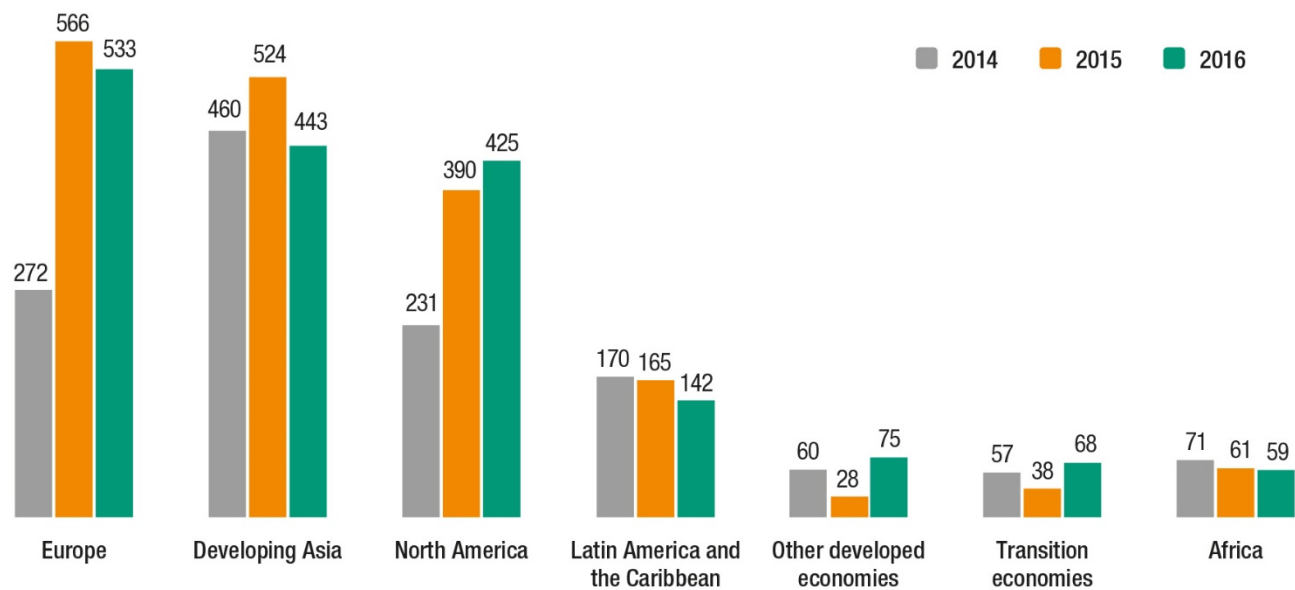
Yongfu OUYANG (欧阳永福)
Economic Affairs Officer
Division on Investment and Enterprise
UNCTAD

20 June 2017, Palais des Nations

Trends in Global FDI flows

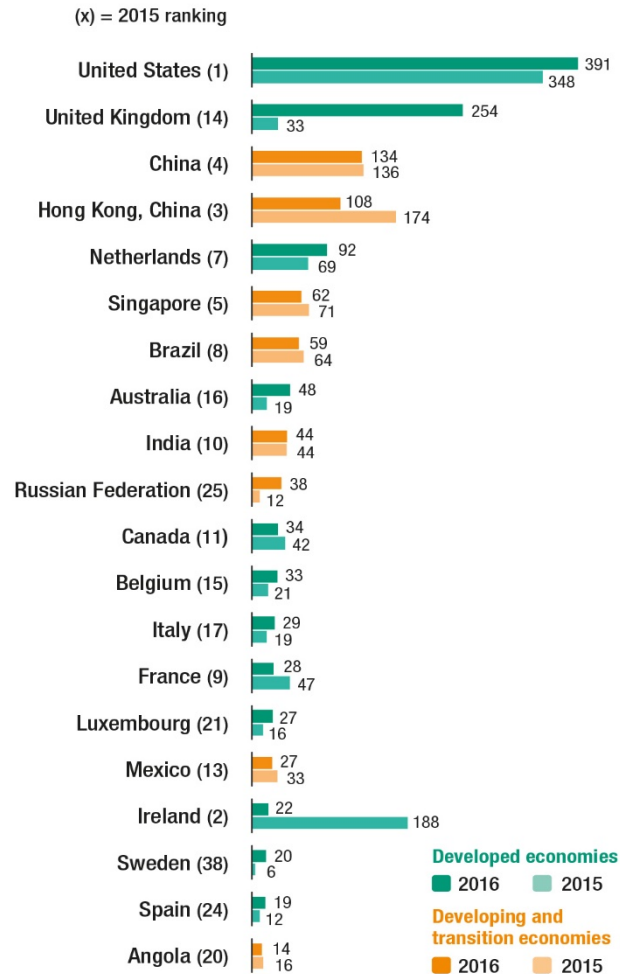


Regional landscape of FDI flows

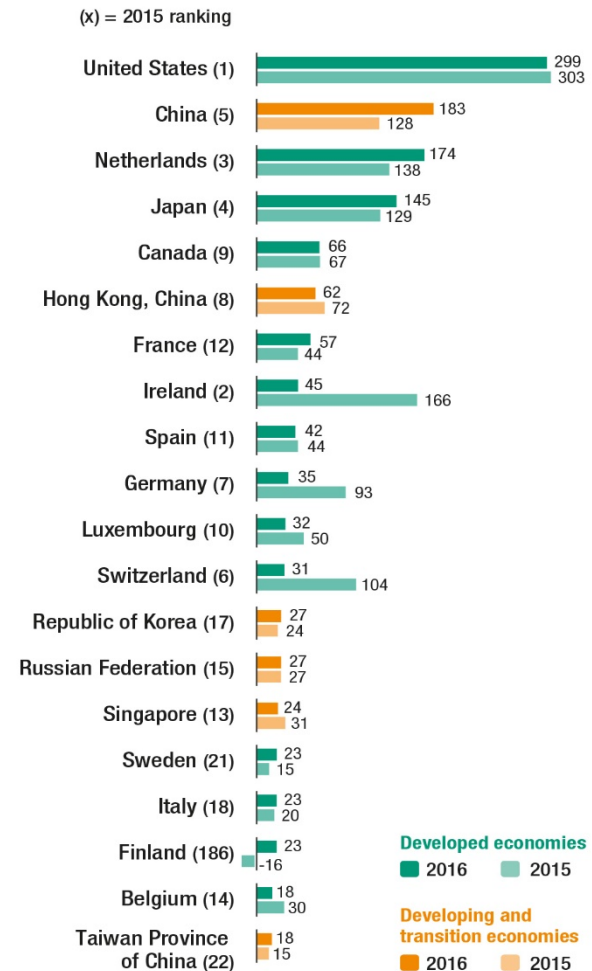


Top ten recipient and source countries in 2016

Inflows 流入量

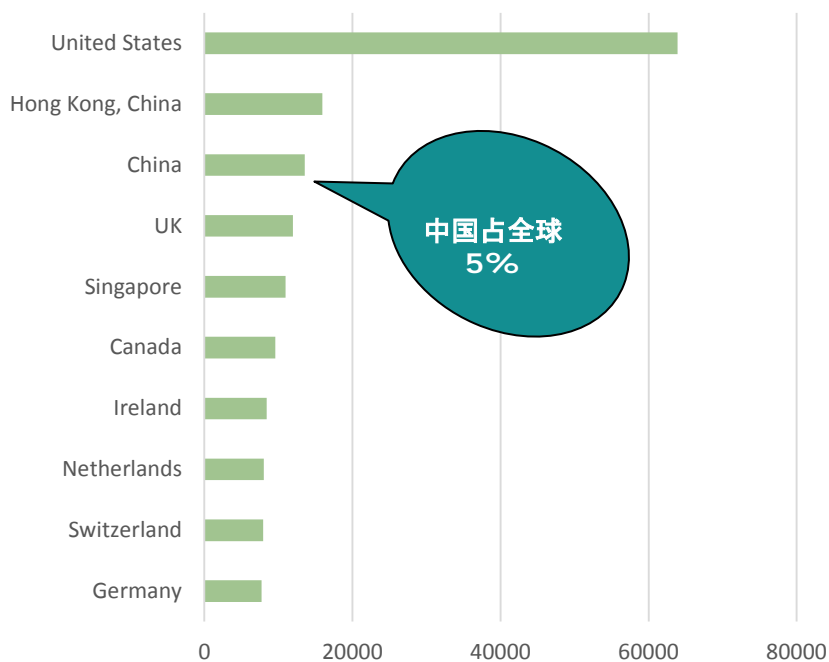


Outflows 流出量

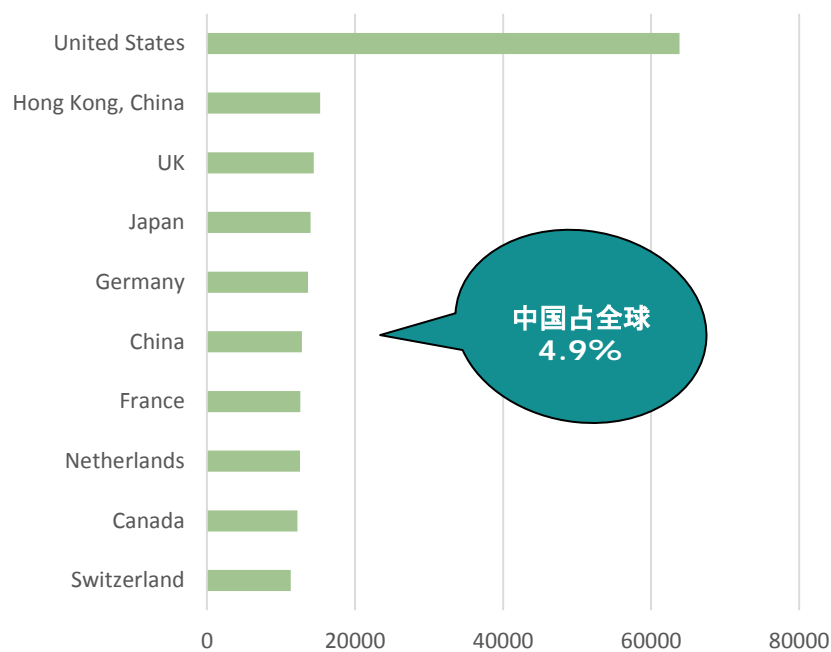


Top 10 recipient and source countries in stock

Inflows stock (100 mn USD) 流入存量

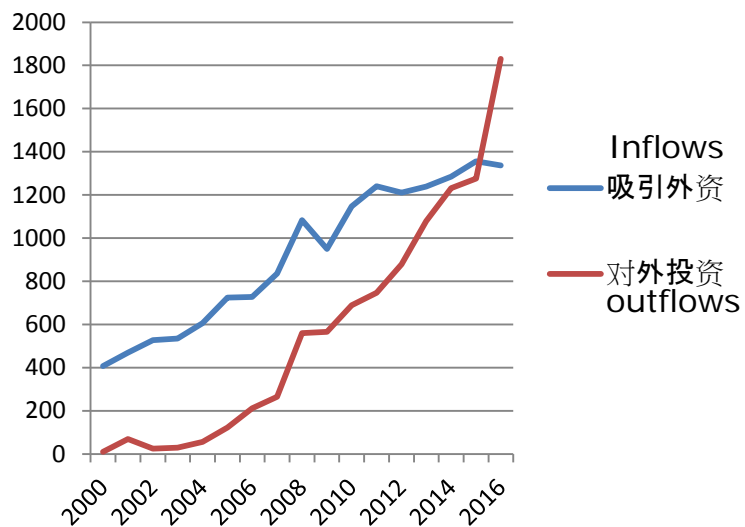


Inflows stock (100 mn USD)流出存量

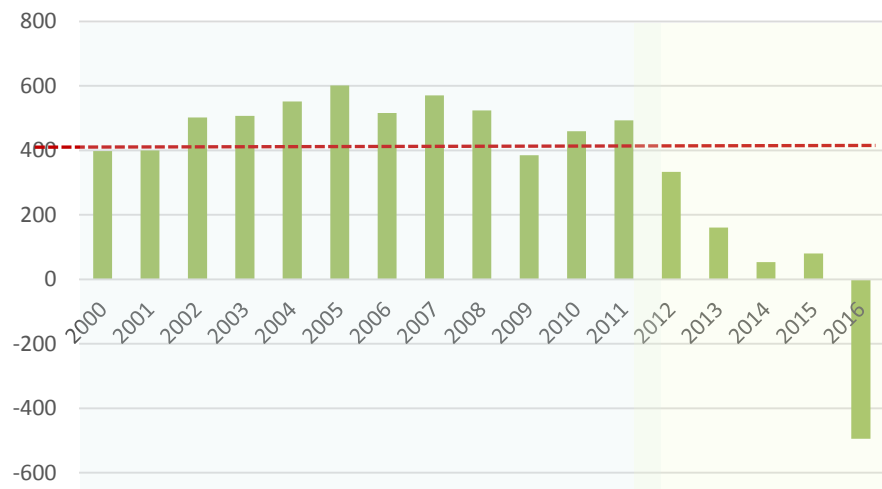


China : 3rd largest recipient & 2nd largest investor in 2016

Inflows & outflows
(\$100 mn)
中国吸引外资和对外投资流量
(亿美元)

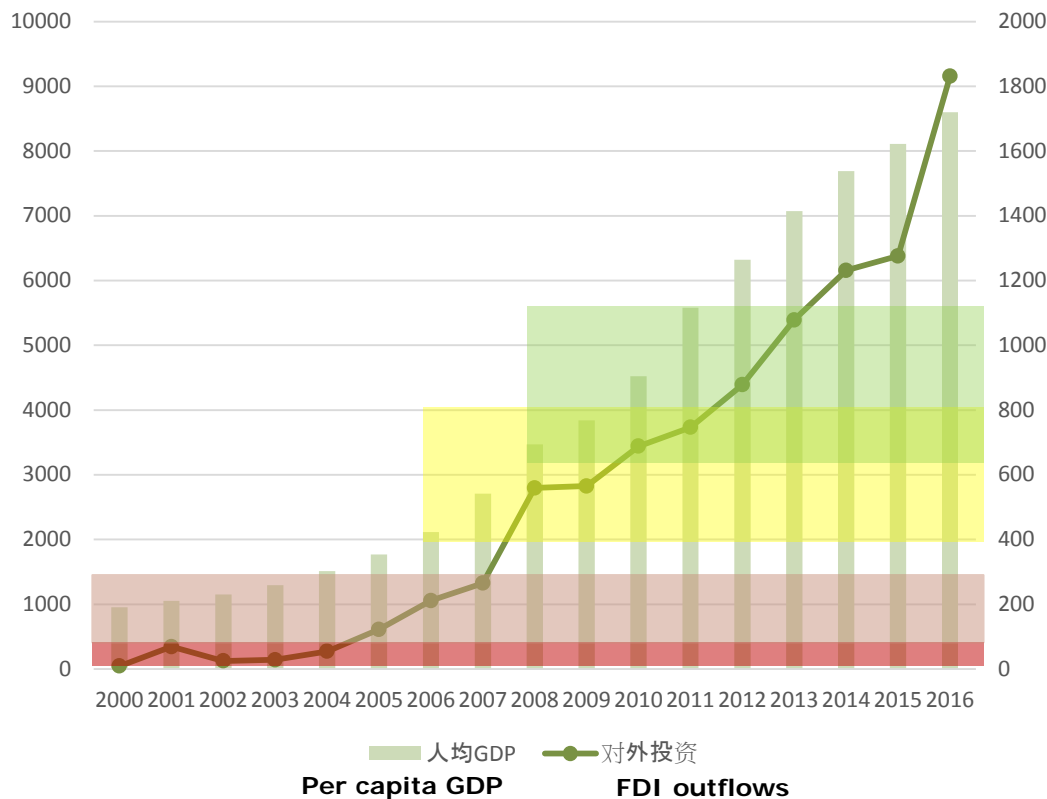


Net Inflows
(\$100 mn USD)
外资净流入
(亿美元)

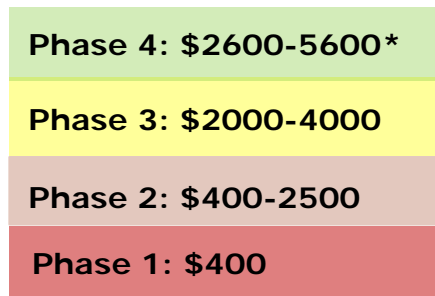


截至2016年底，中国吸引外资存量1.35万亿美元；对外投资存量1.28万亿美元

China's outward FDI entering a new phase of rapid growth



Dunning's Investment Development Path Theory



* per capita GDP

China's outward FDI accelerate significantly and is becoming an important driver of the upgrading of the Chinese economy.

A new phase of outward FDI: key drivers & salient features

- From natural resources driven to technology and market driven
- From service driven to integrated value chain driven
- From one wheel driven (SoEs) to two wheels driven (SoEs + Private)
- Entry mode: rising importance of M&As, but still an important green field investor
- Target market: mainly in developing countries but increased investment in developed economies

Internationalization of Chinese companies: a long way to go

Chinese companies in world's top 100 non-financial MNEs, ranked by assets

Ranking by:			
Foreign assets	TNI ^b	Corporation	TNI ^b (Per cent)
44	99	China National Offshore Oil Corp (CNOOC) ^e	23,8
81	85	China COSCO Shipping Corp Ltd ^e	49,8

Chinese companies in top 100 non-financial MNEs from developing and transition economies, ranked by assets

Ranking by:			
Foreign assets	TNI ^b	Corporation	TNI (Per cent)
2	87	China National Offshore Oil Corp (CNOOC)	23,8
6	55	China COSCO Shipping Corp Ltd	49,8
8	89	China Minmetals Corp	20,9
13	95	China State Construction Engineering Corp Ltd (CSCEC)	12,6
17	72	Tencent Holdings Limited	36,1
19	63	China National Chemical Corporation (ChemChina)	46,3
22	99	China National Petroleum Corp (CNPC)	3,4
23	94	Sinopec - China Petrochemical Corporation ^e	12,9
24	50	Legend Holdings Corporation	52,7
32	79	Fosun International Limited	30,7
33	47	Lenovo Group Ltd	55,8
34	70	Sinochem Group	39,9
43	92	Dalian Wanda Group	18,7
56	100	China Mobile Limited	3,3
65	81	China Electronic Information Industry Group Co., Ltd. (CEC)	26,8
66	90	Cofco Corp	20,7
80	96	China Communications Construction Company Ltd	10,4
99	98	HNA Group Co Ltd	5,0

Key challenges and the way forward



Division on Investment and Enterprise, UNCTAD

The focal point of the UN on global FDI and policy issues

❑ 2 flagship products:

- World Investment Report
- World Investment Forum

❑ 6 key areas of work:

- Global FDI trends and database
- Investment policy coordination (including IIAs)
- Investment promotion and facilitation
- Enterprise development
- Responsible investment (CSR, sustainable stock exchanges)
- Accounting and reporting principles

Thank you!

**Yongfu Ouyang
Economic Affairs Officer
Investment Promotion
UNCTAD**

yongfu.Ouyang@un.org

中国企业国际化的推动因素

长期趋势性因素（企业层面）：*决定中国对外投资将持续快速增长*

- 市场导致型投资：国内市场日趋饱和；出口导向型黄金时期已经结束
- 技术导向型投资：从技术跟随向技术创新转变的需要
- 效率导向型投资：生产要素价格上升推动劳动密集型出口企业走出去
- 资源导向型投资：自然资源、人力资源、其他资源（如基础设施）

短期/中期因素：*中短期可能起推动或抑制作用*

- 国内流动性充足
- 国内外资产价格
- 汇率因素