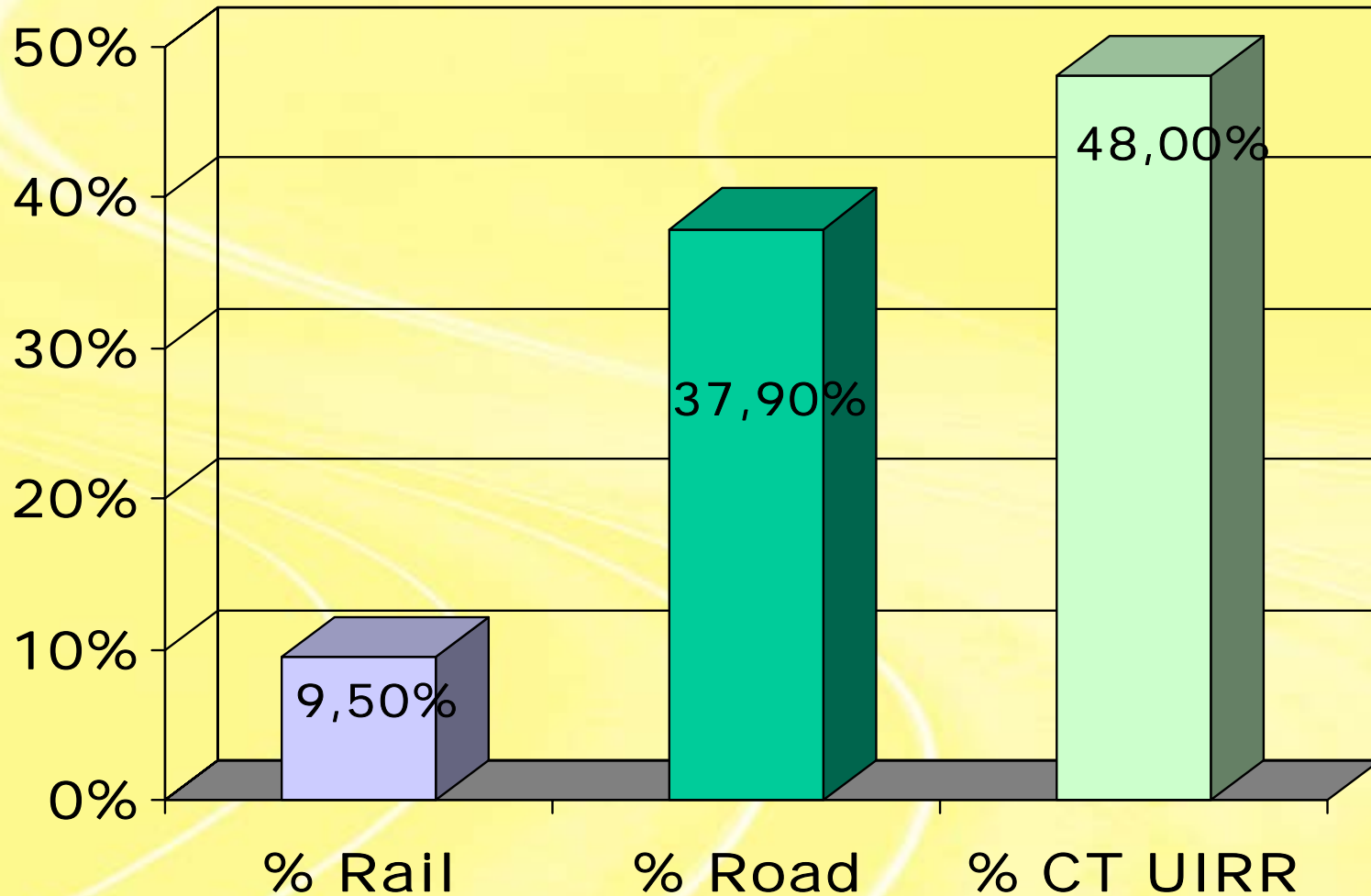




Road-Rail Combined Transport: growth

Development of TKM rail, road and Combined Transport (1995-2005)

Source: EU Pocket Book / UIRR

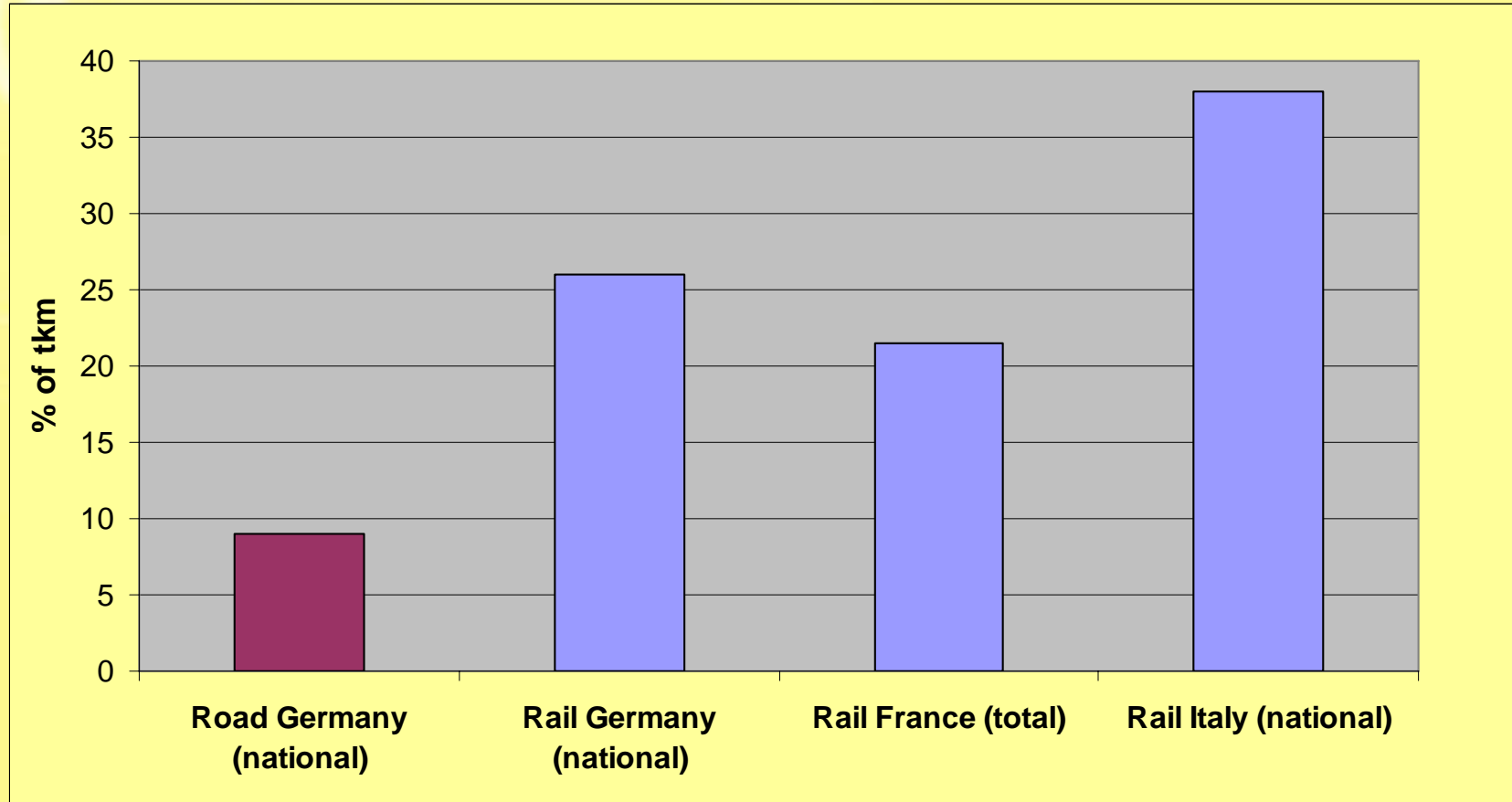




Road-Rail Combined Transport: importance

Part of Combined Transport in % of tkm Road (>300km) and Rail in some European Countries

Source: VIZ, SNCF, RESEARCH ON THE RAIL FREIGHT MARKET IN ITALY





Road-Rail Combined Transport: general figures

• DIOMIS project (final report A11)

Figure 1: Total combined rail/road transport: goods moved by technique 2005

CT market segment	Gross tonnes	Percentage	TEU	Percentage	UIRR
Unaccompanied CT	125.349.000	92,5%	12.668.932	94,4%	87%
Accompanied CT	10.206.500	7,5%	752.700	5,6%	13%
Total CT	135.555.500	100,0%	13.421.632	100,0%	100%

Figure 2: Total combined rail/road transport: goods moved by domestic and international services 2005

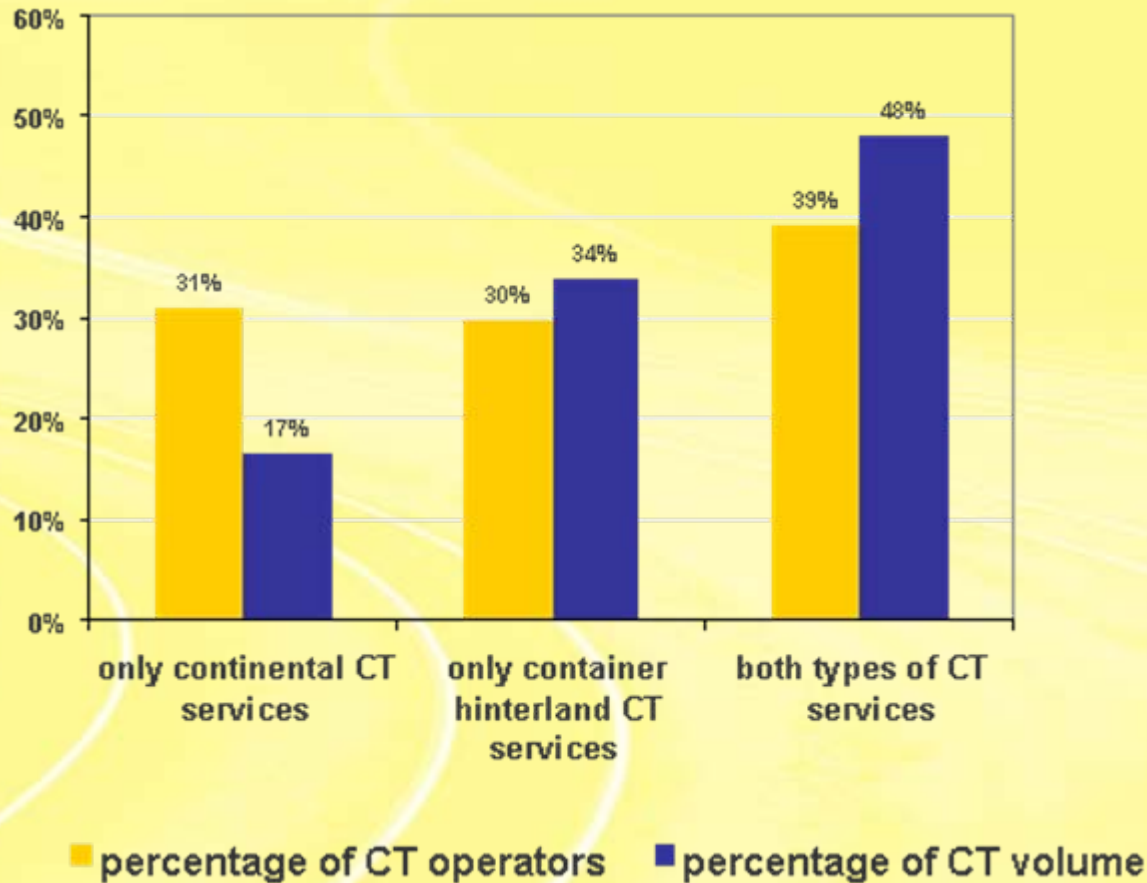
CT market segment	Gross tonnes	Percentage	TEU	Percentage	UIRR
Domestic	73.278.700	54,1%	7.393.857	55,1%	37%
International	62.276.800	45,9%	6.027.775	44,9%	63%
Total	135.555.500	100,0%	13.421.632	100,0%	100%



Road-Rail Combined Transport: general figures

- DIOMIS project (final report A11)

Market segments served by combined transport operators weighted with TEU volume of each group of operators: 2005



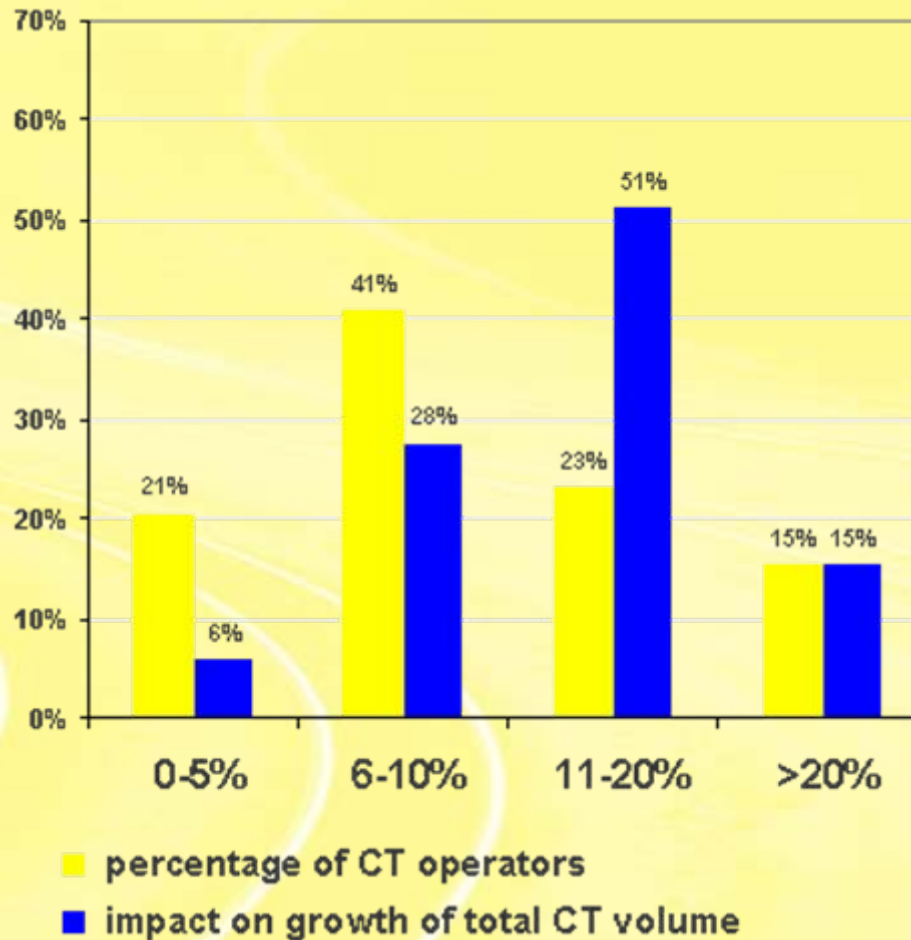
Sources/data pool: 70 combined transport operators



Road-Rail Combined Transport: general figures

- DIOMIS project (final report A11)

Expected 2007/2006 growth rates of combined transport operators weighted with individual volume of operator

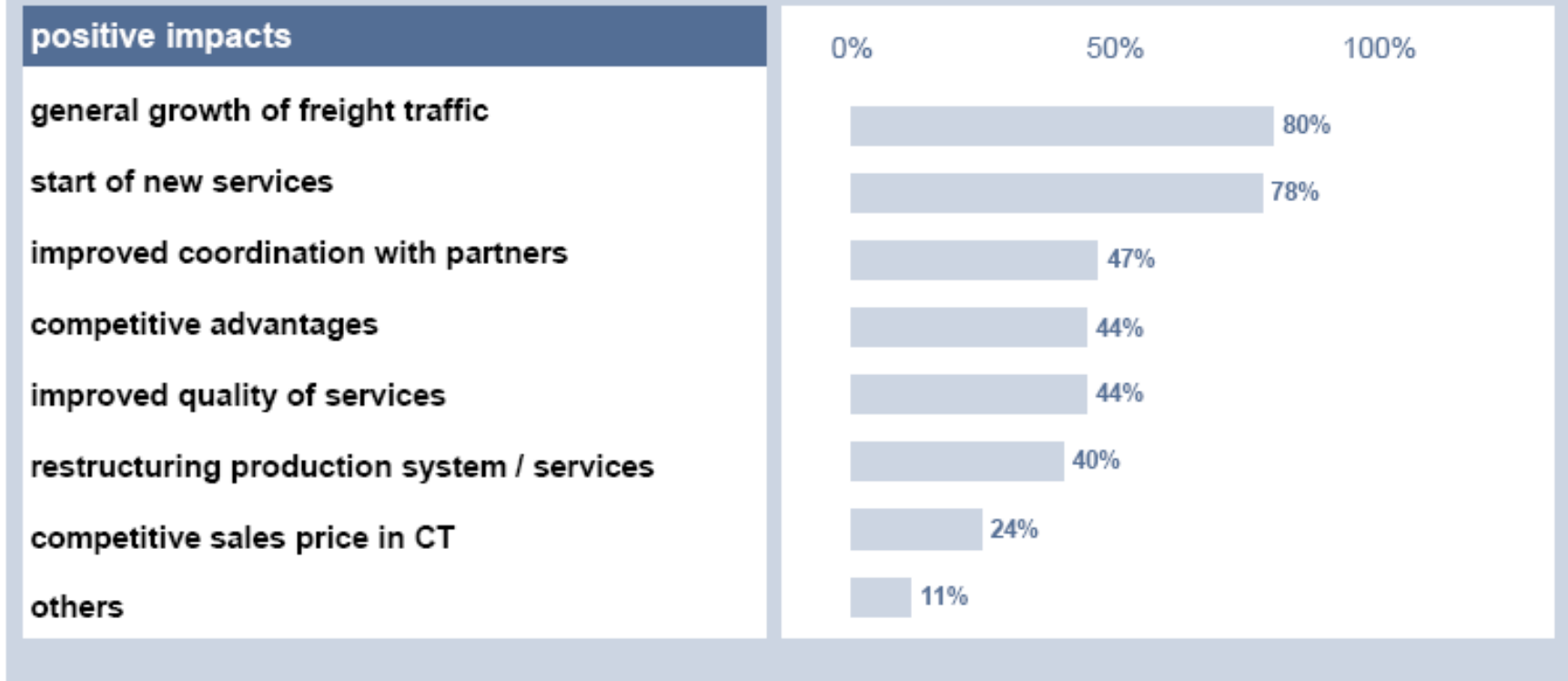


Sources/data pool: 37 combined transport operators



Road-Rail Combined Transport

- DIOMIS Outlook to 2006/2007: expected positive impacts



Sources/data pool: 45 combined transport operators



Road-Rail Combined Transport

- DIOMIS Outlook to 2006/2007: expected negative impacts

negative impacts

increasing costs rail

lack of quality of services

increasing competition road -price competition

increasing competition rail - more operators

others

0% 20% 40% 60% 80% 100%

64%

56%

49%

28%

26%

Sources/data pool: 45 combined transport operators



Road-Rail Combined Transport : UIRR s.c.r.l.

Total traffic evolution UIRR

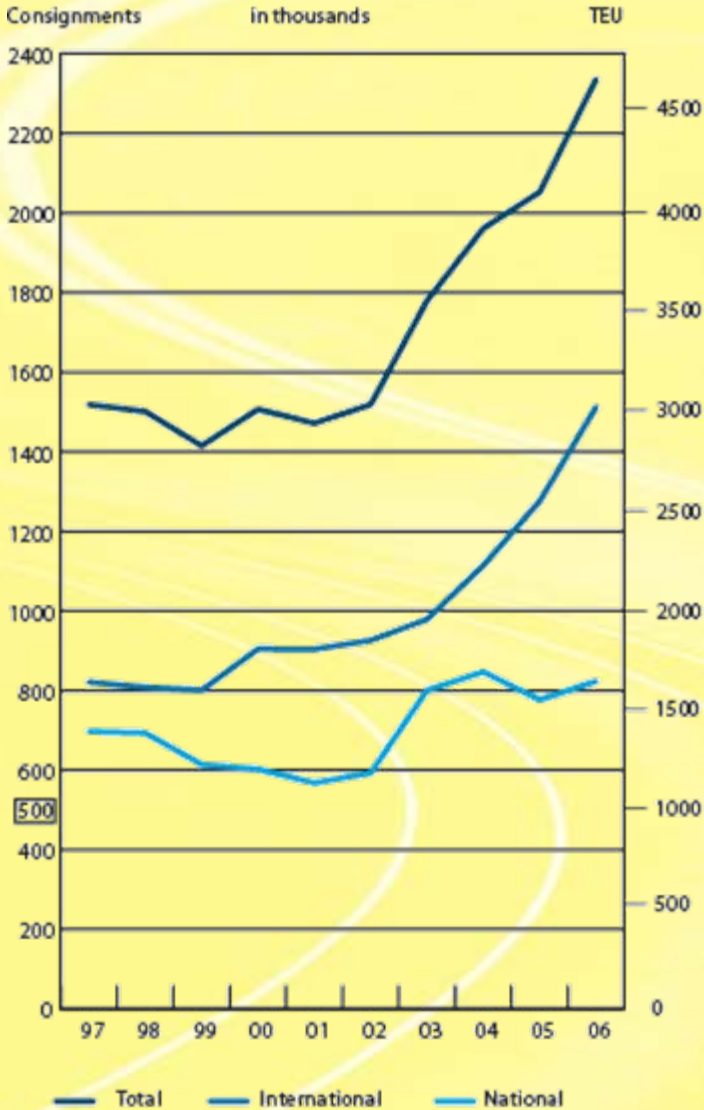
2005/2006 (UIRR consignment equivalent to 2,0 TEU)

	International			National			Total		
	2005	2006	% 06-05	2005	2006	% 06-05	2005	2006	% 06-05
Unaccompanied	1 275 927	1 512 370	19%	776 318	823 406	6%	2 052 245	2 335 776	14%
Accompanied	271 311	282 064	4%	44 369	99 911	125%	315 680	381 975	21%
Total CONSIGNMENTS	1 547 238	1 794 434	16%	820 687	923 317	13%	2 367 925	2 717 751	15%
Total TEU ²	3 094 476	3 588 868	16%	1 641 373	1 846 633	13%	4 735 849	5 435 501	15%

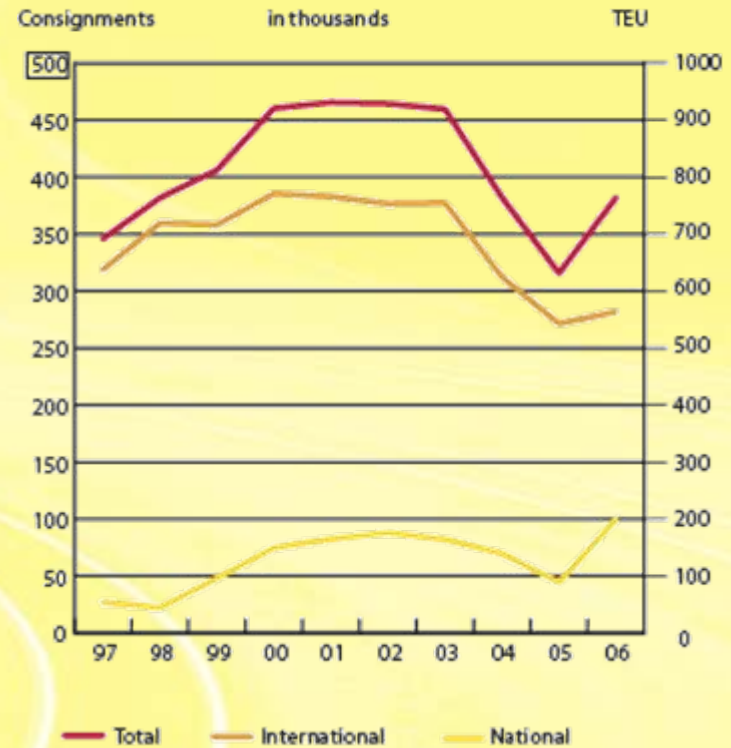


Road-Rail Combined Transport : UIRR s.c.r.l.

Unaccompanied Transport 1997-2006 (Swap bodies, Containers, Semi-trailers)



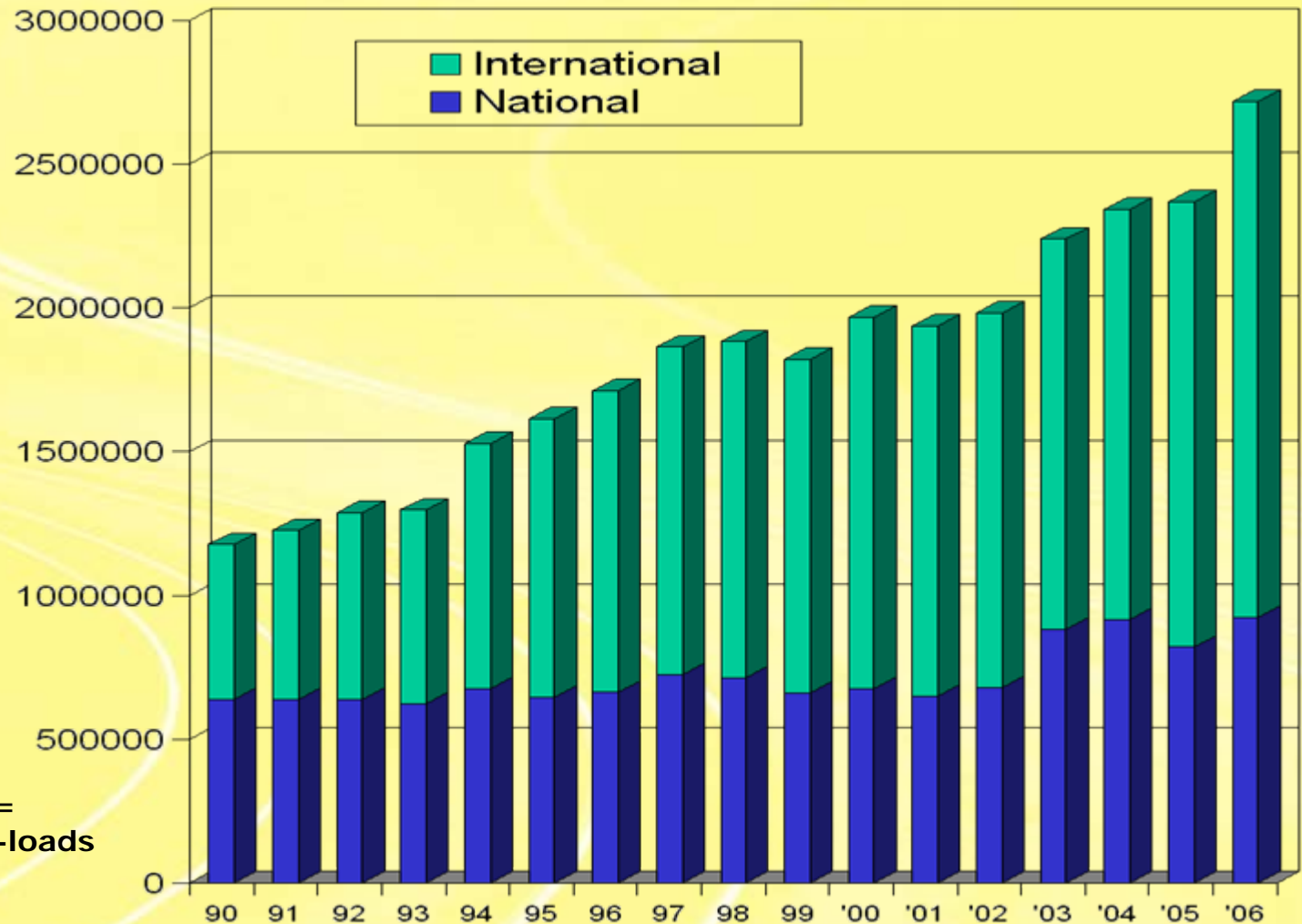
Accompanied Transport 1997-2006 (Rolling Motorway)





Road-Rail Combined Transport : UIRR s.c.r.l.

Evolution of UIRR Combined Traffic (1990-2006)



in consignments =
transferred truck-loads



Road-Rail Combined Transport : UIRR s.c.r.l.

- UIRR figures 2007/2006 (non fully consolidated figures)

	2006	2007	%
National			
Accompanied	100.000	125.000	25,0%
Unaccompanied	823.000	890.000	8,1%
Total	923.000	1.015.000	10,0%

International			
Accompanied	282.000	315.000	11,7%
Unaccompanied	1.512.000	1.650.000	9,1%
Total	1.794.000	1.965.000	9,5%

Total			
Accompanied	382.000	440.000	15,2%
Unaccompanied	2.335.000	2.540.000	8,8%
Total	2.717.000	2.980.000	9,7%