



# **Eurostat Activities**

**Point 11**

**European Commission - Eurostat**

**UNECE Working Party on Transport  
Statistics**

**Geneva, 12-14 June 2019**

# On-going activities

- Produce and disseminate European statistics on transport based on the **five legal acts** (AVI, MARI, ROAD, RAIL, IWW) and voluntary data collections
- **Legal acts on Rail and IWW from 2018**
  - In cooperation with EURA publish rail data on accidents
  - Develop methodology on passengers transported by IWW until 2020
- Projects supported by grants on **passenger mobility, IWW passenger and accident statistics** and **road traffic**
- **Modal Split Indicators (distance matrices), Common Questionnaire, Accident statistics, Revision of the Glossary.**



European  
Commission

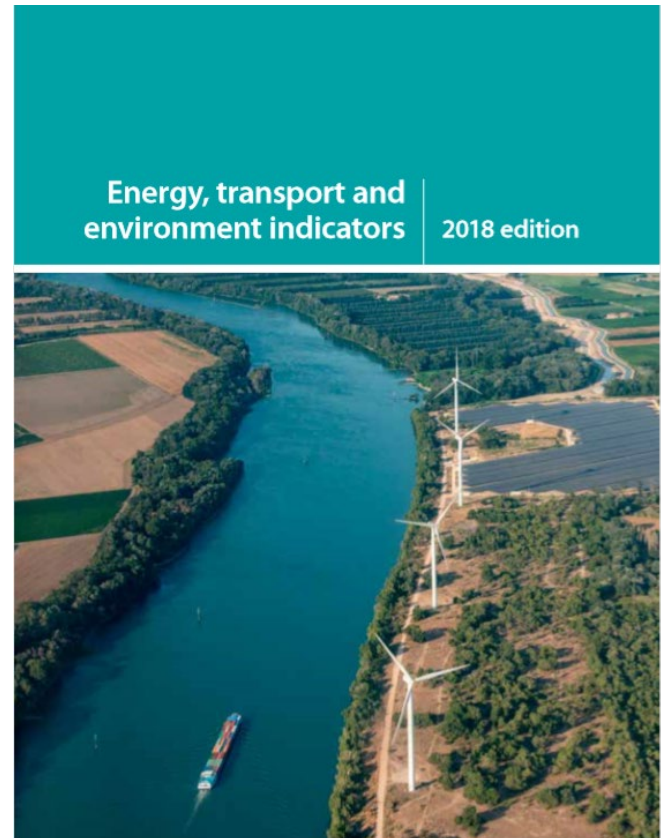
# Transport statistics in Eurostat publications

The 2018 edition of this thematic [publication](#) presents a compilation of data on energy, transport and the environment. Climate change, energy security and sustainable transport have become increasingly interconnected over the years. The indicators presented in this publication provide national data for the 28 EU Member States and, in some cases, for EFTA countries, candidate countries and potential candidates to the European Union. When available, the EU-28 aggregate is also provided.

**Map 2.2.2:** Main maritime transport flows by gross weight of freight handled, extra EU-28, 2016



Source: Eurostat (online data code: mar\_qg\_gm\_ewfp)



STATISTICAL BOOKS | eurostat



European  
Commission

# Transport statistics in Eurostat publications

- Key figures in Europe, 2018

## Key Figures on Europe

### Statistics visualised

● European Union

Explore key EU statistics in the three chapters below.

To start, please **select a country**, then **move your mouse** over the blue icons in the images to discover more on each topic.

**Click on the icon** to visualise the situation of your country and compare it to other European countries. [Back to top](#)

People & society



Economy & business




Environment & natural resources



eurostat

# Transport statistics in Eurostat publications

- Eurostat regional yearbook



The transport chapter focuses on regional statistics for road transport; note that information on other transport modes, such as air or maritime services, were covered in the previous edition and will feature again in the 2019 edition. The first half of the chapter provides a regional analysis for the number of passenger cars relative to the total number of inhabitants (the motorisation rate) and a similar analysis for public transport equipment (covering motor coaches, buses and trolley buses). This is followed by information on road fatalities, while the chapter closes with an analysis of road freight transport.

## Key findings

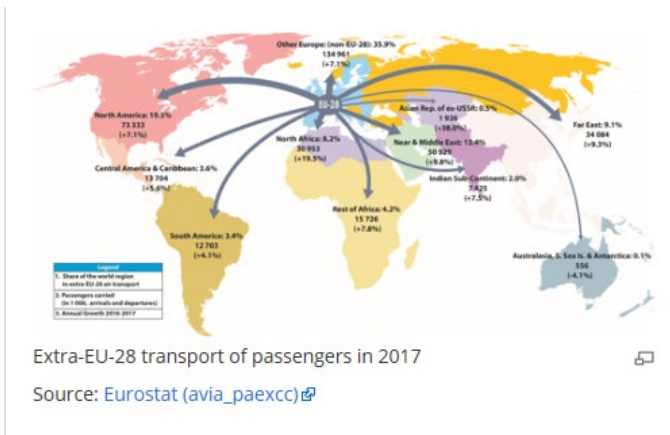
- The north-western Italian region of Valle d'Aosta/Vallee d'Aoste had the highest levels of car ownership in the EU, although this may, at least in part, be attributed to specific taxation rules.
- The risk of dying in a road traffic accident was 15 times higher in the Bulgarian region of Severozapaden compared with Wien in Austria.
- The three regions in the EU with the highest levels of road freight loaded and transported within the EU-28 were all situated in Spain — Barcelona, Valencia / València and Madrid.



European Commission

# Transport statistics in Eurostat publications

Eurobase <https://ec.europa.eu/eurostat/data/database>



- Transport
- + Multimodal data (tran)
- + Railway transport (rail)
- + Road transport (road)
- + Inland waterways transport (iww) <sup>M</sup>
- + Oil pipeline transport (pipe) <sup>M</sup>
- + Maritime transport (mar) <sup>M</sup>
- + Air transport (avia)

## Statistical Articles

### Air passenger visualisation tool

<https://ec.europa.eu/eurostat/cache/infographs/airports/>



- **Working Groups 2019**

- Aviation March
- IWW April
- Rail September
- Passenger mobility (TF) October
- CGST November

- **Working Groups 2020**

- Road + Light Utility Vehicle (TF) March
- Maritime September
- IWW October
- CGST November



European  
Commission

**Thank you for your attention**