

Transport Statistics Infocard

Uzbekistan



Area: 448,970 km² • Inhabitants: 30,757,700 (2014)

Contracting Party to 12 UN Transport Conventions under the purview of UNECE Inland Transport Committee. Contracting Party to 3 UN Road Safety Conventions.

Road and rail traffic	2014
Number of passenger cars (thousand)	..
Motorization rate (No. of passenger cars per thousand inhabitants)	..
Passenger-km by road (million)	88,869
Tonne-km by road (million)	..
Passenger-km by rail (million)	3,760
Tonne-km by rail (million)	..
Tonne-km by Inland Waterways (million)	-

Road casualty statistics	2014
Fatalities	2,401
Injured	10,469
Injury accidents	..

Road deaths per	
Million inhabitants	78
100,000 passenger cars	..

Severity of road traffic accidents	
Fatalities per 1,000 injury accidents	230

Figure 1: Passenger-km by road and by rail (million)

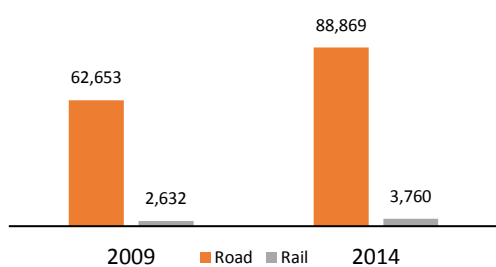


Figure 2: Casualties (fatalities and injuries, per million inhabitants) ☹ = 1,000

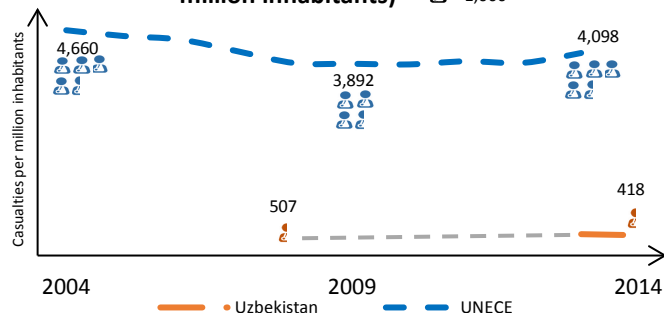


Figure 3: Inland transport modal split - Freight (Tonne-km)

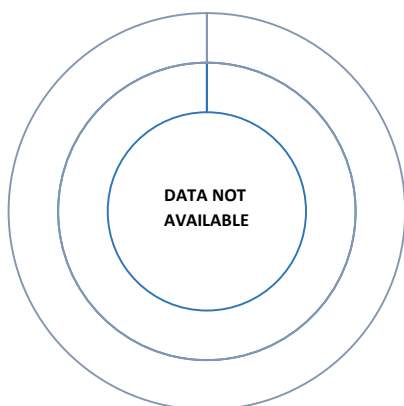
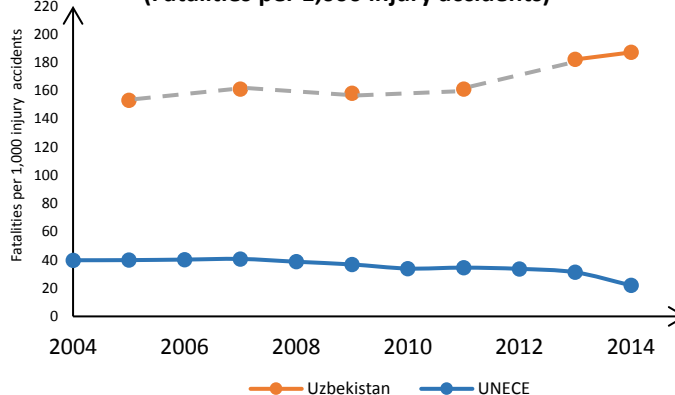


Figure 4: Evolution of the severity of road traffic accidents (Fatalities per 1,000 injury accidents)



Source: UNECE Transport Statistics Database.

Note: UNECE in figures 2 and 4 refers to the average value of UNECE member States providing data.

- Not applicable / .. Not available. In figures 2 and 4, --- missing data.