

Transport Statistics Infocard

United States of America



Area: 9,629,090 km² • Inhabitants: 318,907,401 (2014)

Contracting Party to 9 UN Transport Conventions under the purview of UNECE Inland Transport Committee. Contracting Party to 2 UN Road Safety Conventions.

Road and rail traffic 2014

Number of passenger cars (thousand)	187,555.0
Motorization rate (No. of passenger cars per thousand inhabitants)	588
Passenger-km by road (million)	5,179,001
Tonne-km by road (million)	3,810,500 ¹
Passenger-km by rail (million)	10,742
Tonne-km by rail (million)	2,702,743
Tonne-km by Inland Waterways (million)	482,977

Road casualty statistics 2014

Fatalities	32,675
Injured	2,338,000
Injury accidents	1,648,000

Road deaths per

Million inhabitants	102
100,000 passenger cars	17

Severity of road traffic accidents

Fatalities per 1,000 injury accidents	20
---------------------------------------	----

Figure 1: Passenger-km by road and by rail (million)

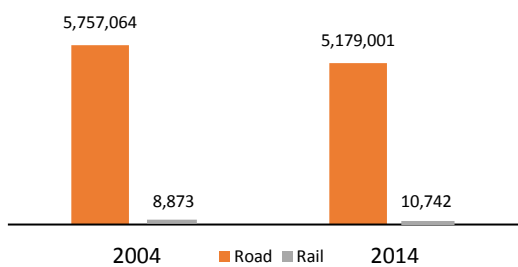


Figure 2: Casualties (fatalities and injuries, per million inhabitants) $\Delta = 1,000$

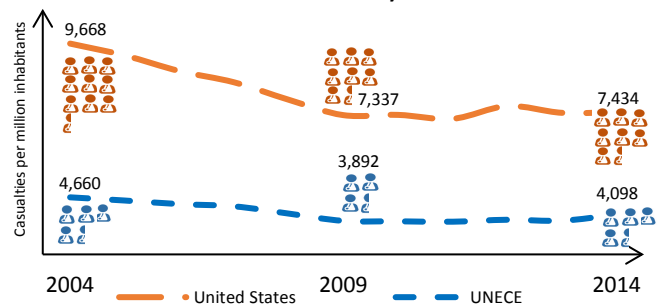


Figure 3: Inland transport modal split - Freight (Tonne-km)

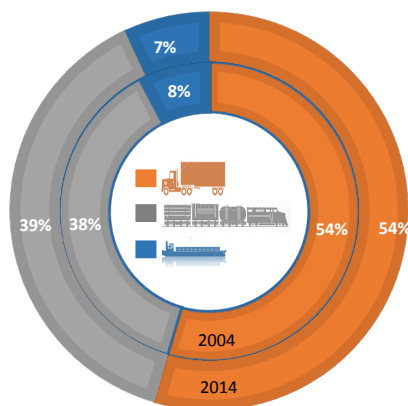
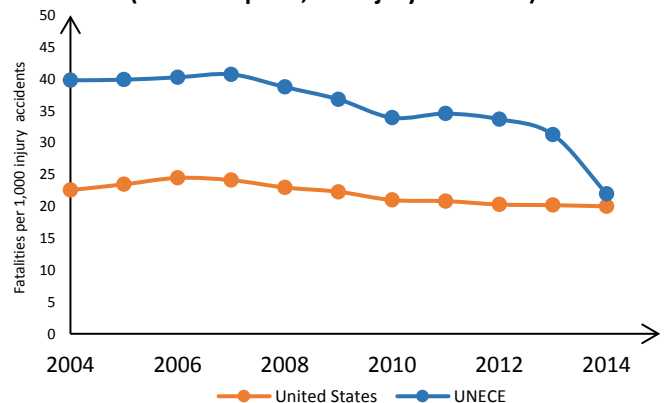


Figure 4: Evolution of the severity of road traffic accidents (Fatalities per 1,000 injury accidents)



Source: UNECE Transport Statistics Database.

Note: UNECE in figures 2 and 4 refers to the average value of UNECE member States providing data.

¹ refers to 2013.