

Transport Statistics Infocard

United Kingdom of Great Britain and Northern Ireland



Area: 242,910 km² • Inhabitants: 64,613,160 (2014)

Contracting Party to 25 UN Transport Conventions under the purview of UNECE Inland Transport Committee. Contracting Party to 7 UN Road Safety Conventions.

Road and rail traffic	2014
Number of passenger cars (thousand)	30,557.0
Motorization rate (No. of passenger cars per thousand inhabitants)	473
Passenger-km by road (million)	678,071 ¹
Tonne-km by road (million)	143,177
Passenger-km by rail (million)	64,711
Tonne-km by rail (million)	22,143
Tonne-km by Inland Waterways (million)	211

Road casualty statistics	2014
Fatalities	1,854
Injured	202,011
Injury accidents	152,407

Road deaths per	
Million inhabitants	29
100,000 passenger cars	6

Severity of road traffic accidents	
Fatalities per 1,000 injury accidents	12

Figure 1: Passenger-km by road and by rail (million)

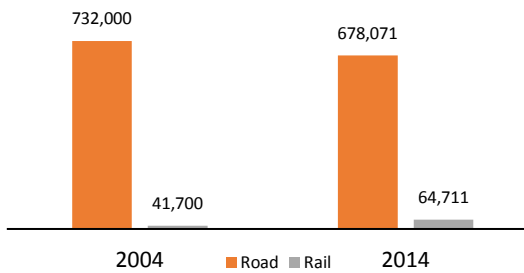


Figure 2: Casualties (fatalities and injuries, per million inhabitants) = 1,000

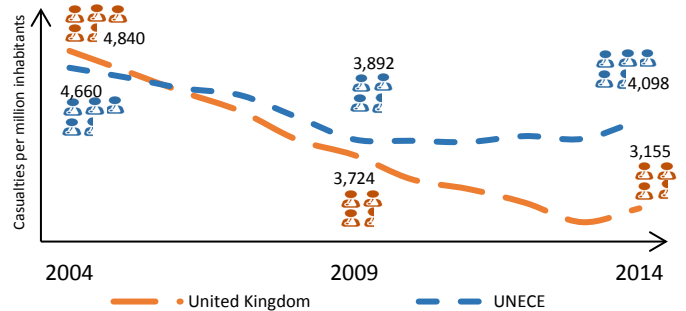


Figure 3: Inland transport modal split - Freight (Tonne-km)

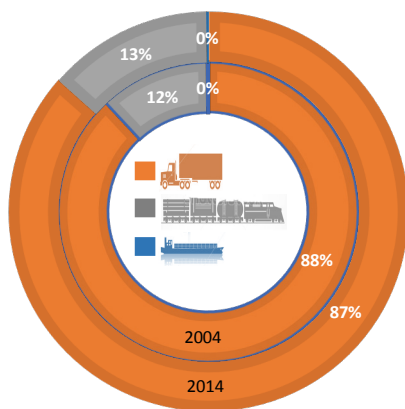
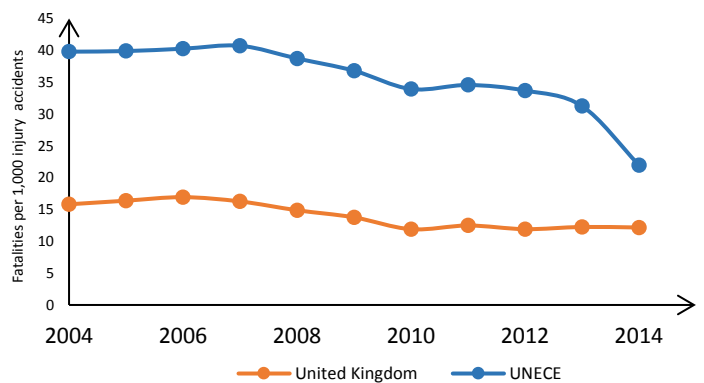


Figure 4: Evolution of the severity of road traffic accidents (Fatalities per 1,000 injury accidents)



Source: UNECE Transport Statistics Database.

Note: UNECE in figures 2 and 4 refers to the average value of UNECE member States providing data.

¹ refers to 2013.