

Transport Statistics Infocard

Ukraine



Area: 603,700 km² • Inhabitants: 45,309,293 (2013)

Contracting Party to 20 UN Transport Conventions under the purview of UNECE Inland Transport Committee. Contracting Party to 10 UN Road Safety Conventions.

Road and rail traffic 2013

Number of passenger cars (thousand)	6,901.0 ¹
Motorization rate (No. of passenger cars per thousand inhabitants)	..
Passenger-km by road (million)	50,320 ²
Tonne-km by road (million)	38,951 ²
Passenger-km by rail (million)	48,881
Tonne-km by rail (million)	224,434
Tonne-km by Inland Waterways (million)	1,748 ²

Road casualty statistics 2013

Fatalities	4,833
Injured	37,521
Injury accidents	30,681

Road deaths per

Million inhabitants	106
100,000 passenger cars	71 ¹

Severity of road traffic accidents

Fatalities per 1,000 injury accidents	158
---------------------------------------	-----

Figure 1: Passenger-km by road and by rail (million)

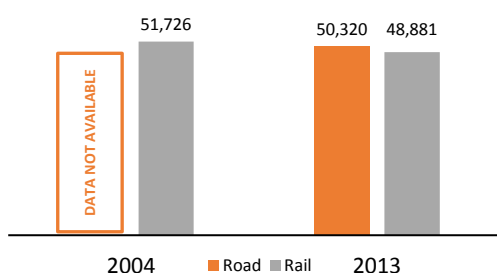


Figure 2: Casualties (fatalities and injuries, per million inhabitants)

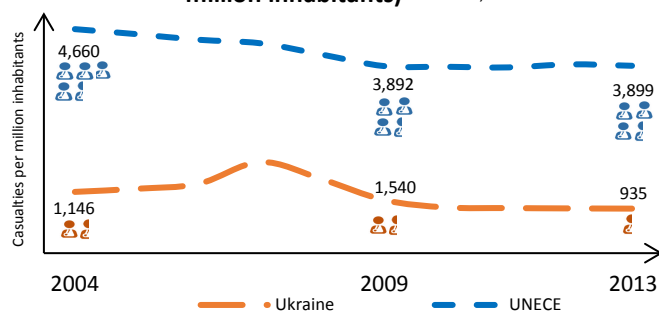


Figure 3: Inland transport modal split - Freight (Tonne-km)

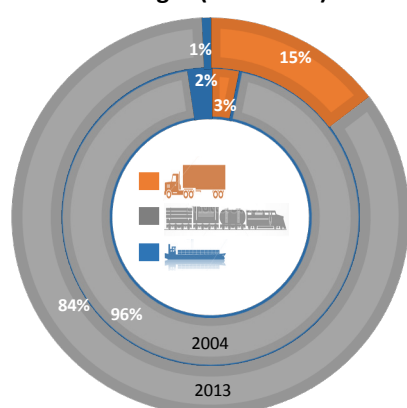
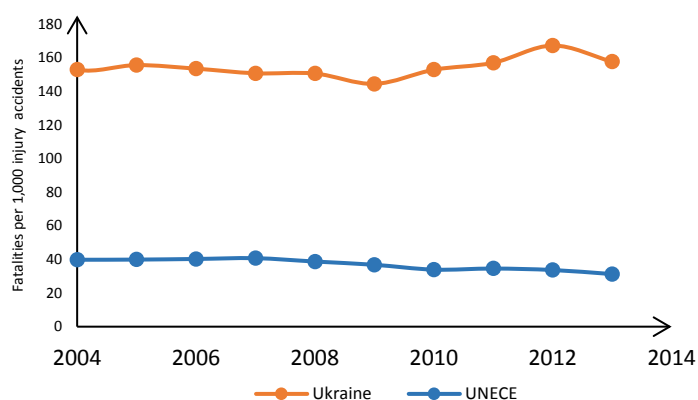


Figure 4: Evolution of the severity of road traffic accidents (Fatalities per 1,000 injury accidents)



Source: UNECE Transport Statistics Database.

Note: UNECE in figures 2 and 4 refers to the average value of UNECE member States providing data.

.. Not available / ¹ refers to 2011 and ² to 2012.