

Transport Statistics Infocard

Turkey



Area: 783,562 km² • Inhabitants: 77,695,904 (2014)

Contracting Party to 25 UN Transport Conventions under the purview of UNECE Inland Transport Committee. Contracting Party to 10 UN Road Safety Conventions.

Road and rail traffic	2014
Number of passenger cars (thousand)	9,858.0
Motorization rate (No. of passenger cars per thousand inhabitants)	127
Passenger-km by road (million)	276,073
Tonne-km by road (million)	234,492
Passenger-km by rail (million)	3,458
Tonne-km by rail (million)	11,992
Tonne-km by Inland Waterways (million)	-

Road casualty statistics	2014
Fatalities	3,524
Injured	285,059
Injury accidents	168,512

Road deaths per	
Million inhabitants	45
100,000 passenger cars	36

Severity of road traffic accidents	
Fatalities per 1,000 injury accidents	21

Figure 1: Passenger-km by road and by rail (million)

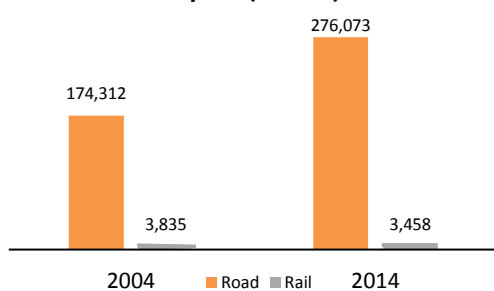


Figure 2: Casualties (fatalities and injuries, per million inhabitants)

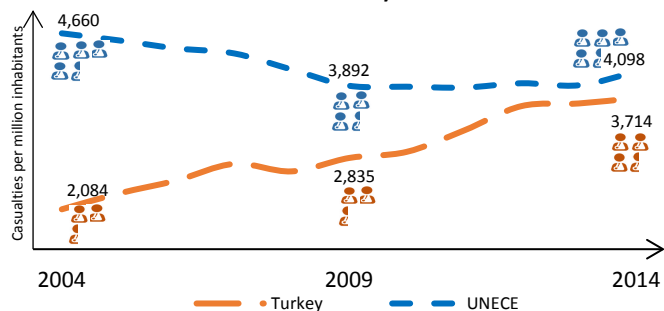


Figure 3: Inland transport modal split - Freight (Tonne-km)

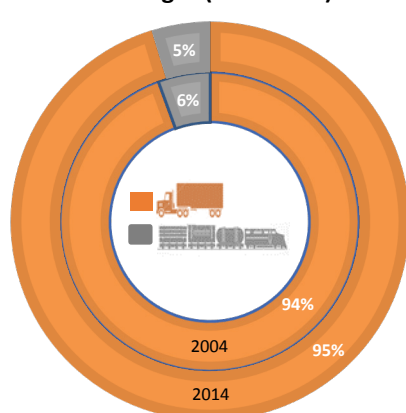
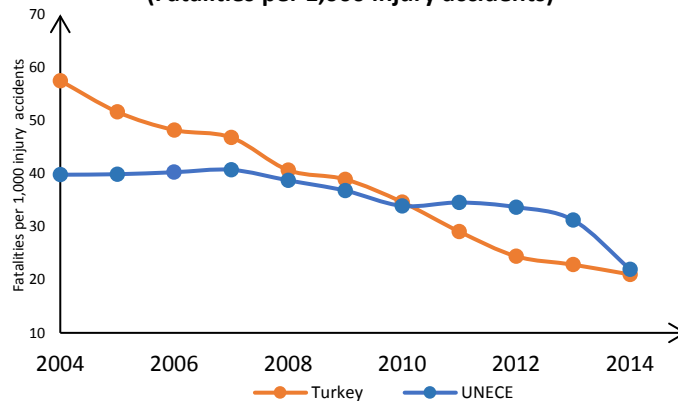


Figure 4: Evolution of the severity of road traffic accidents (Fatalities per 1,000 injury accidents)



Source: UNECE Transport Statistics Database.

Note: UNECE in figures 2 and 4 refers to the average value of UNECE member States providing data.

- Not applicable.