

Transport Statistics Infocard

Switzerland



Area: 41,285 km² • Inhabitants: 8,188,648 (2014)

Contracting Party to 34 UN Transport Conventions under the purview of UNECE Inland Transport Committee. Contracting Party to 10 UN Road Safety Conventions.

Road and rail traffic 2014

Number of passenger cars (thousand)	4,384.0
Motorization rate (No. of passenger cars per thousand inhabitants)	535
Passenger-km by road (million)	95,150
Tonne-km by road (million)	13,067
Passenger-km by rail (million)	19,934
Tonne-km by rail (million)	12,313
Tonne-km by Inland Waterways (million)	..

Road casualty statistics 2014

Fatalities	243
Injured	21,538
Injury accidents	17,803

Road deaths per

Million inhabitants	33
100,000 passenger cars	6

Severity of road traffic accidents

Fatalities per 1,000 injury accidents	14
---------------------------------------	----

Figure 1: Passenger-km by road and by rail (million)

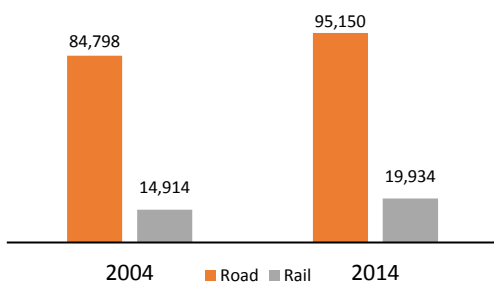


Figure 2: Casualties (fatalities and injuries, per million inhabitants)

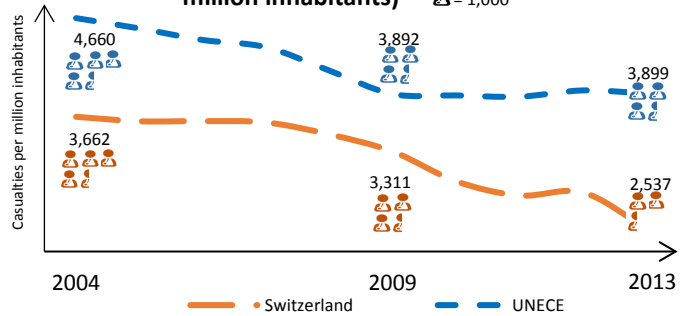


Figure 3: Inland transport modal split - Freight (Tonne-km)

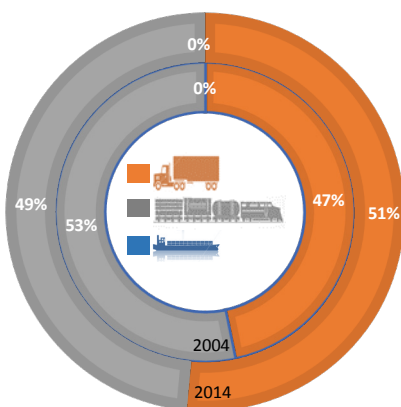
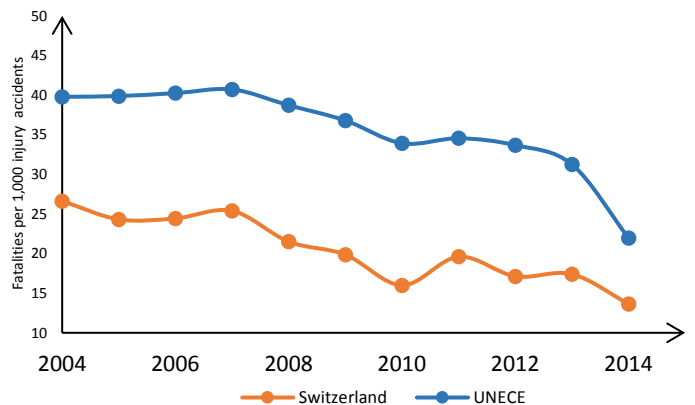


Figure 4: Evolution of the severity of road traffic accidents (Fatalities per 1,000 injury accidents)



Source: UNECE Transport Statistics Database.

Note: UNECE in figures 2 and 4 refers to the average value of UNECE member States providing data.

.. Not available.