

Transport Statistics Infocard

Sweden



Area: 449,964 km² • Inhabitants: 9,747,355 (2014)

Contracting Party to 30 UN Transport Conventions under the purview of UNECE Inland Transport Committee. Contracting Party to 12 UN Road Safety Conventions.

Road and rail traffic 2014

Number of passenger cars (thousand)	4,586.0
Motorization rate (No. of passenger cars per thousand inhabitants)	470
Passenger-km by road (million)	124,439
Tonne-km by road (million)	41,956
Passenger-km by rail (million)	12,121
Tonne-km by rail (million)	21,296
Tonne-km by Inland Waterways (million)	-

Road casualty statistics 2014

Fatalities	270
Injured	17,525
Injury accidents	12,926

Road deaths per

Million inhabitants	28
100,000 passenger cars	6

Severity of road traffic accidents

Fatalities per 1,000 injury accidents	21
---------------------------------------	----

Figure 1: Passenger-km by road and by rail (million)

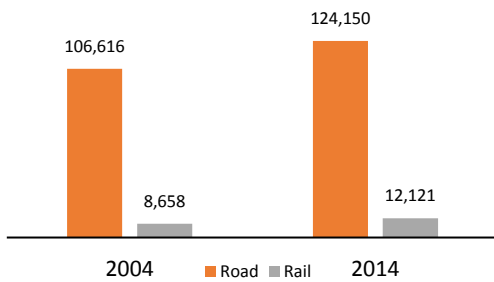


Figure 2: Casualties (fatalities and injuries, per million inhabitants) $\text{☹} = 1,000$

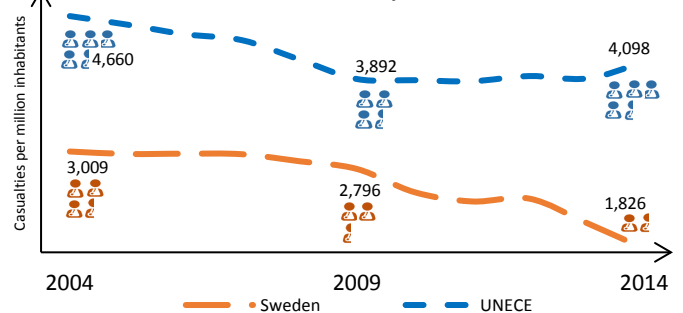


Figure 3: Inland transport modal split - Freight (Tonne-km)

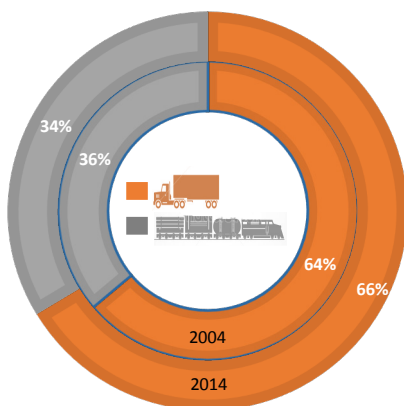
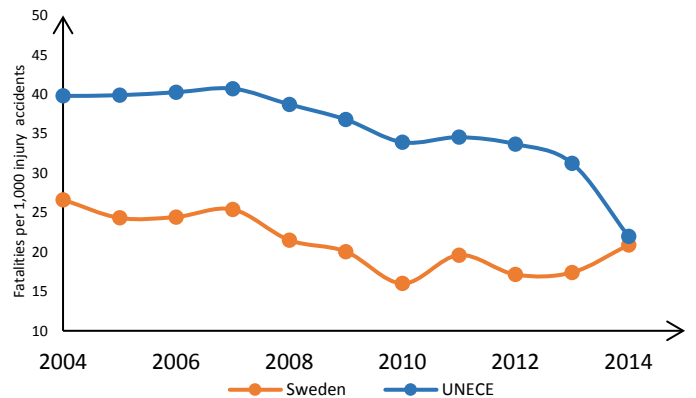


Figure 4: Evolution of the severity of road traffic accidents (Fatalities per 1,000 injury accidents)



Source: UNECE Transport Statistics Database.

Note: UNECE in figures 2 and 4 refers to the average value of UNECE member States providing data.

- Not applicable.