

# Transport Statistics Infocard

## Spain



Area: 505,992 km<sup>2</sup> • Inhabitants: 46,455,123 (2014)

Contracting Party to 25 UN Transport Conventions under the purview of UNECE Inland Transport Committee. Contracting Party to 8 UN Road Safety Conventions.

Road and rail traffic	2014
Number of passenger cars (thousand)	22,030.0
Motorization rate (No. of passenger cars per thousand inhabitants)	474
Passenger-km by road (million)	361,262
Tonne-km by road (million)	195,763
Passenger-km by rail (million)	25,146
Tonne-km by rail (million)	10,385
Tonne-km by Inland Waterways (million)	-

Road casualty statistics	2014
Fatalities	1,688
Injured	126,632
Injury accidents	91,570

Road deaths per	
Million inhabitants	36
100,000 passenger cars	8

Severity of road traffic accidents	
Fatalities per 1,000 injury accidents	18

Figure 1: Passenger-km by road and by rail (million)

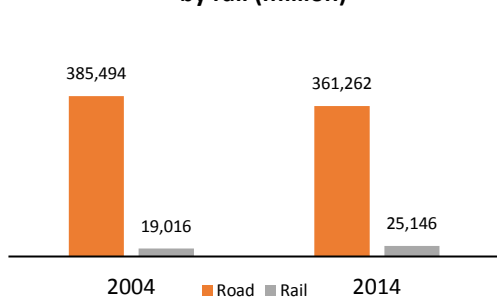


Figure 2: Casualties (fatalities and injuries, per million inhabitants)  $\text{☺} = 1,000$

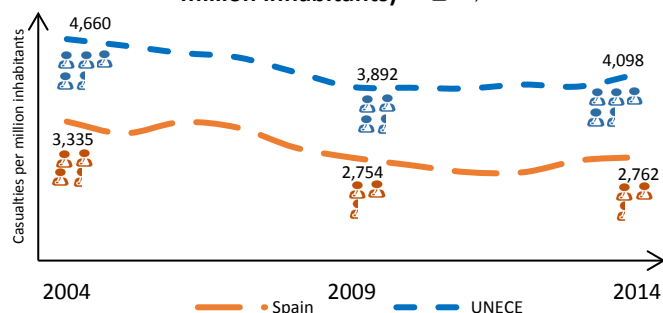


Figure 3: Inland transport modal split - Freight (Tonne-km)

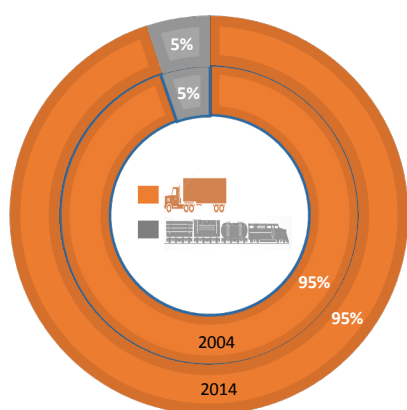
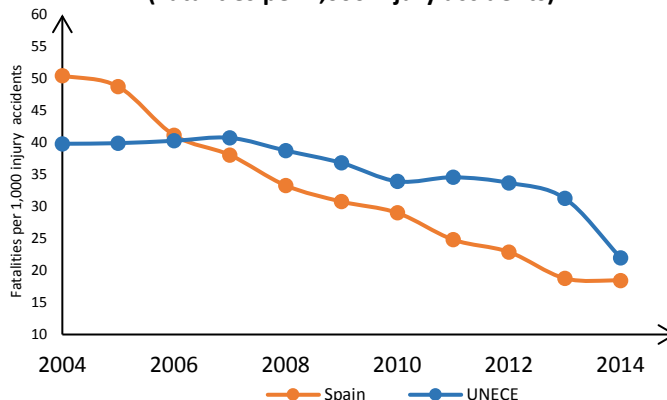


Figure 4: Evolution of the severity of road traffic accidents (Fatalities per 1,000 injury accidents)



Source: UNECE Transport Statistics Database.

Note: UNECE in figures 2 and 4 refers to the average value of UNECE member States providing data.

- Not applicable.