

Transport Statistics Infocard

Slovakia



Area: 49,012 km² • Inhabitants: 5,418,649 (2014)

Contracting Party to 35 UN Transport Conventions under the purview of UNECE Inland Transport Committee. Contracting Party to 13 UN Road Safety Conventions.

Road and rail traffic 2014

Number of passenger cars (thousand)	1,949.0
Motorization rate (No. of passenger cars per thousand inhabitants)	360
Passenger-km by road (million)	5,115 ¹
Tonne-km by road (million)	31,358
Passenger-km by rail (million)	2,583
Tonne-km by rail (million)	8,829
Tonne-km by Inland Waterways (million)	905

Road casualty statistics 2014

Fatalities	259
Injured	6,617
Injury accidents	4,729

Road deaths per

Million inhabitants	48
100,000 passenger cars	13

Severity of road traffic accidents

Fatalities per 1,000 injury accidents	55
---------------------------------------	----

Figure 1: Passenger-km by road and by rail (million)

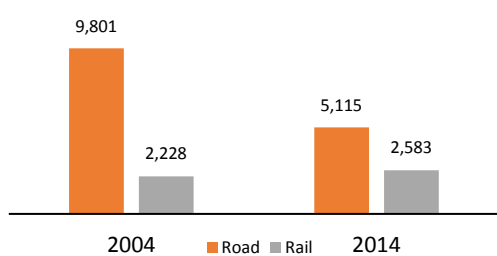


Figure 2: Casualties (fatalities and injuries, per million inhabitants)

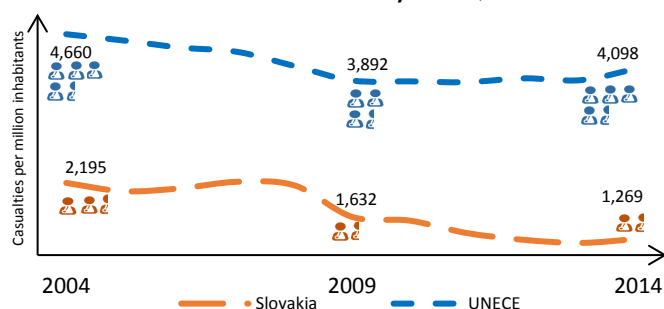


Figure 3: Inland transport modal split - Freight (Tonne-km)

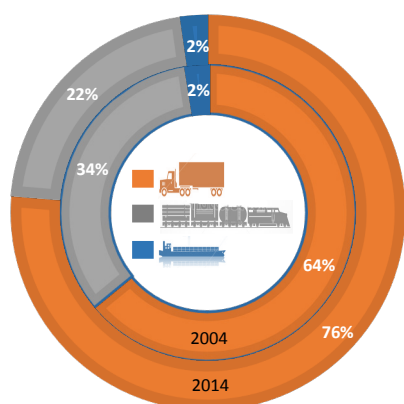
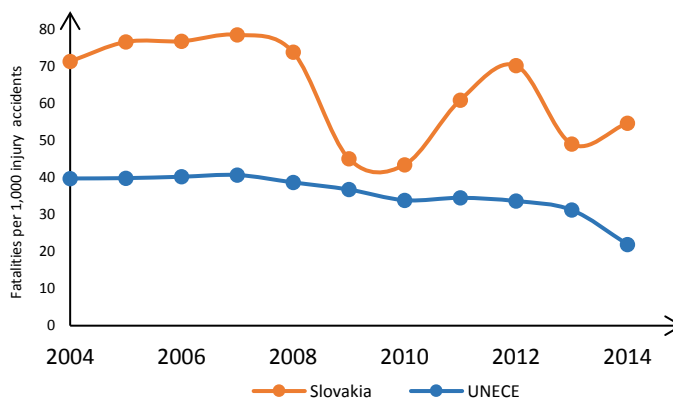


Figure 4: Evolution of the severity of road traffic accidents (Fatalities per 1,000 injury accidents)



Source: UNECE Transport Statistics Database.

Note: UNECE in figures 2 and 4 refers to the average value of UNECE member States providing data.

¹ refers to 2013.