

Transport Statistics Infocard

Serbia



Area: 88,361 km² • Inhabitants: 7,130,576 (2014)

Contracting Party to 41 UN Transport Conventions under the purview of UNECE Inland Transport Committee. Contracting Party to 16 UN Road Safety Conventions.

Road and rail traffic 2014

Number of passenger cars (thousand)	1,797.0
Motorization rate (No. of passenger cars per thousand inhabitants)	252
Passenger-km by road (million)	4,223 ¹
Tonne-km by road (million)	2,959
Passenger-km by rail (million)	453
Tonne-km by rail (million)	2,988
Tonne-km by Inland Waterways (million)	759

Road casualty statistics 2014

Fatalities	536
Injured	18,529
Injury accidents	13,043

Road deaths per

Million inhabitants	67
100,000 passenger cars	26

Severity of road traffic accidents

Fatalities per 1,000 injury accidents	44
---------------------------------------	----

Figure 1: Passenger-km by road and by rail (million)

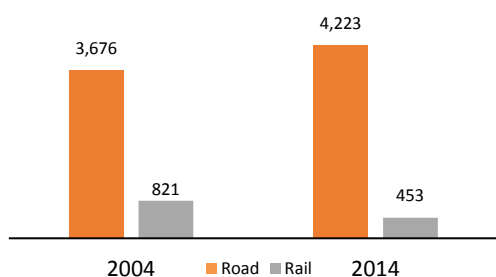


Figure 2: Casualties (fatalities and injuries, per million inhabitants) $\text{☹} = 1,000$

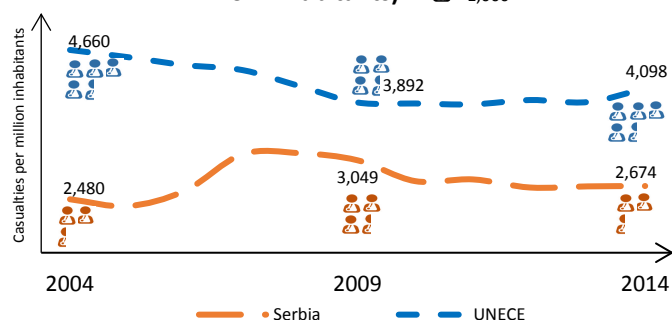


Figure 3: Inland transport modal split - Freight (Tonne-km)

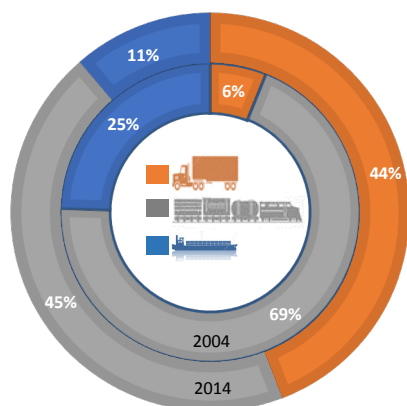
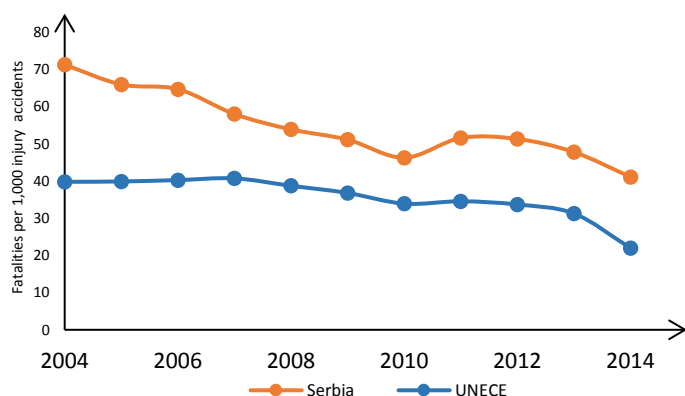


Figure 4: Evolution of the severity of road traffic accidents (Fatalities per 1,000 injury accidents)



Source: UNECE Transport Statistics Database.

Note: UNECE in figures 2 and 4 refers to the average value of UNECE member States providing data.

¹ Only buses and coaches are included.