

# Transport Statistics Infocard

## Republic of Moldova



Area: 33,845 km<sup>2</sup> • Inhabitants: 3,556,396 (2014)

Contracting Party to 24 UN Transport Conventions under the purview of UNECE Inland Transport Committee. Contracting Party to 12 UN Road Safety Conventions.

### Road and rail traffic 2014

Number of passenger cars (thousand)	513.0
Motorization rate (No. of passenger cars per thousand inhabitants)	144
Passenger-km by road (million)	2,720
Tonne-km by road (million)	4,306
Passenger-km by rail (million)	257
Tonne-km by rail (million)	1,182
Tonne-km by Inland Waterways (million)	1

### Road casualty statistics 2014

Fatalities	324
Injured	3,080
Injury accidents	2,564

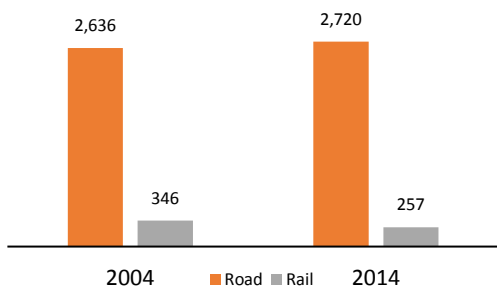
### Road deaths per

Million inhabitants	91
100,000 passenger cars	87

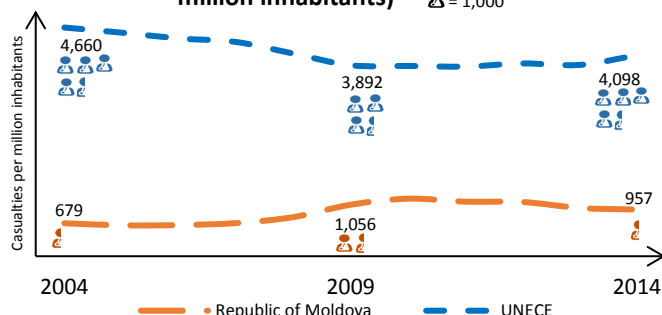
### Severity of road traffic accidents

Fatalities per 1,000 injury accidents	126
---------------------------------------	-----

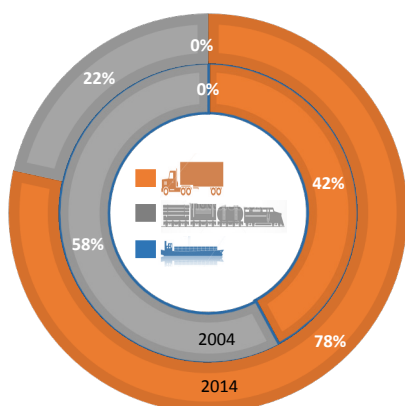
**Figure 1: Passenger-km by road and by rail (million)**



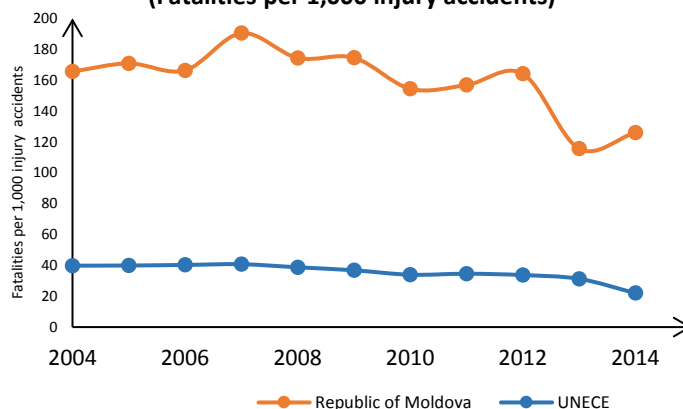
**Figure 2: Casualties (fatalities and injuries, per million inhabitants)**  $\text{☹} = 1,000$



**Figure 3: Inland transport modal split - Freight (Tonne-km)**



**Figure 4: Evolution of the severity of road traffic accidents (Fatalities per 1,000 injury accidents)**



Source: UNECE Transport Statistics Database.

Note: UNECE in figures 2 and 4 refers to the average value of UNECE member States providing data.