

Transport Statistics Infocard

Portugal



Area: 91,982 km² • Inhabitants: 10,401,061 (2014)

Contracting Party to 25 UN Transport Conventions under the purview of UNECE Inland Transport Committee. Contracting Party to 8 UN Road Safety Conventions.

Road and rail traffic	2014
Number of passenger cars (thousand)	4,496.0
Motorization rate (No. of passenger cars per thousand inhabitants)	432
Passenger-km by road (million)	..
Tonne-km by road (million)	34,863
Passenger-km by rail (million)	3,852
Tonne-km by rail (million)	2,434
Tonne-km by Inland Waterways (million)	-

Road casualty statistics	2014
Fatalities	638
Injured	39,015
Injury accidents	30,604

Road deaths per	
Million inhabitants	61
100,000 passenger cars	14

Severity of road traffic accidents	
Fatalities per 1,000 injury accidents	21

Figure 1: Passenger-km by road and by rail (million)

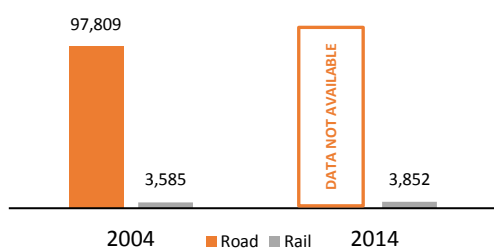


Figure 2: Casualties (fatalities and injuries, per million inhabitants)

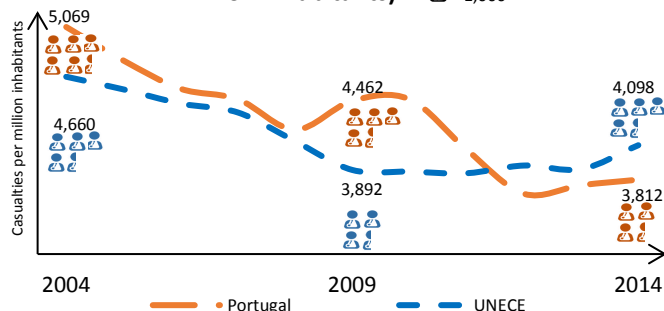


Figure 3: Inland transport modal split - Freight (Tonne-km)

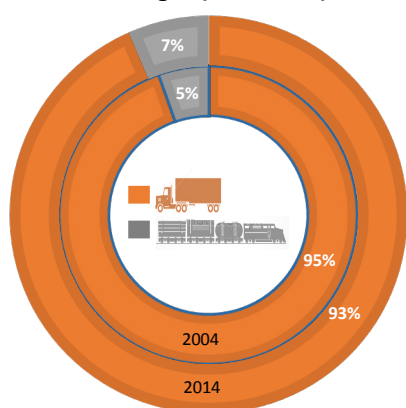
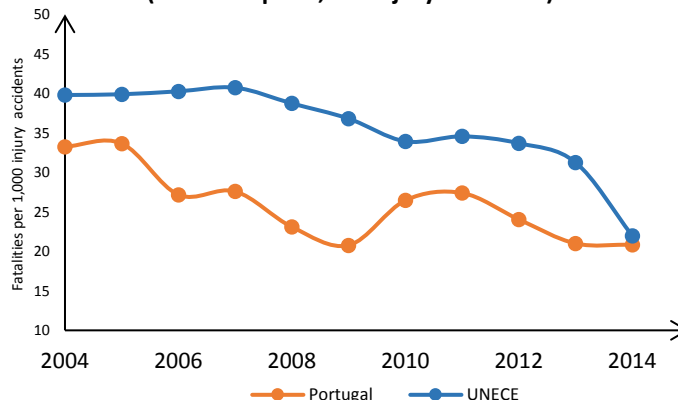


Figure 4: Evolution of the severity of road traffic accidents (Fatalities per 1,000 injury accidents)



Source: UNECE Transport Statistics Database.

Note: UNECE in figures 2 and 4 refers to the average value of UNECE member States providing data.

- Not applicable / .. Not available.