

Transport Statistics Infocard

Poland



Area: 312,685 km² • Inhabitants: 38,011,735 (2014)

Contracting Party to 35 UN Transport Conventions under the purview of UNECE Inland Transport Committee. Contracting Party to 13 UN Road Safety Conventions.

Road and rail traffic 2014

Number of passenger cars (thousand)	20,004.0
Motorization rate (No. of passenger cars per thousand inhabitants)	526
Passenger-km by road (million)	250,901 ¹
Tonne-km by road (million)	262,860
Passenger-km by rail (million)	16,015
Tonne-km by rail (million)	50,073
Tonne-km by Inland Waterways (million)	779

Road casualty statistics 2014

Fatalities	3,202
Injured	42,545
Injury accidents	34,970

Road deaths per

Million inhabitants	83
100,000 passenger cars	16

Severity of road traffic accidents

Fatalities per 1,000 injury accidents	92
---------------------------------------	----

Figure 1: Passenger-km by road and by rail (million)

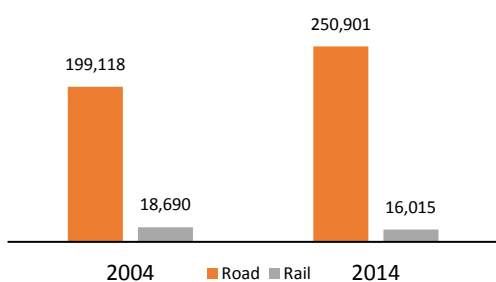


Figure 2: Casualties (fatalities and injuries, per million inhabitants)

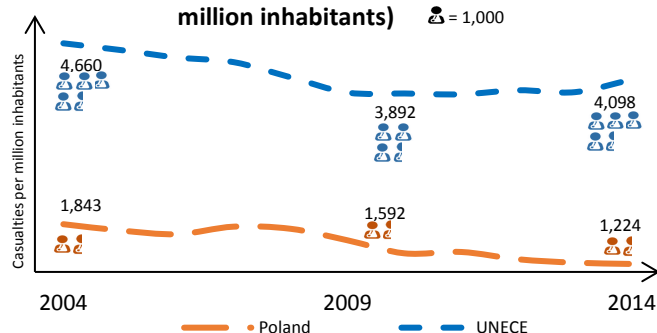


Figure 3: Inland transport modal split - Freight (Tonne-km)

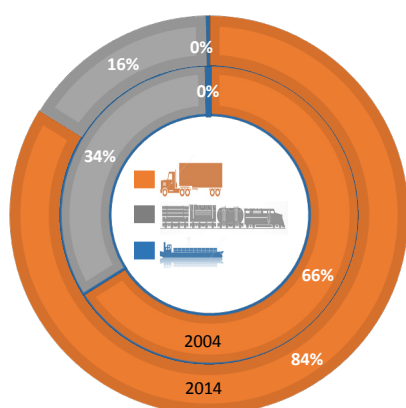
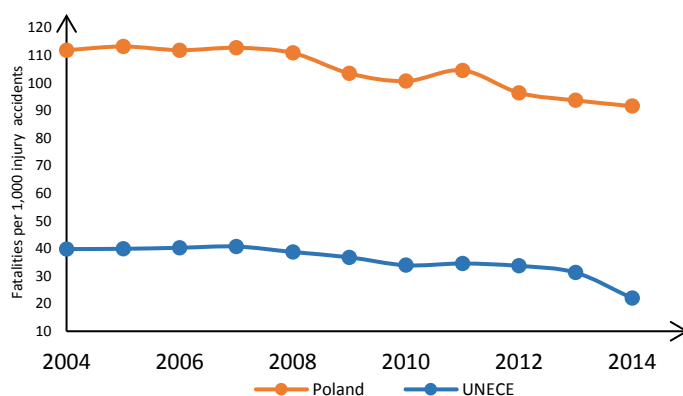


Figure 4: Evolution of the severity of road traffic accidents (Fatalities per 1,000 injury accidents)



Source: UNECE Transport Statistics Database.

Note: UNECE in figures 2 and 4 refers to the average value of UNECE member States providing data.

¹ refers to 2013.