

Transport Statistics Infocard

Norway



Area: 78,866 km² • Inhabitants: 5,165,802 (2014)

Contracting Party to 28 UN Transport Conventions under the purview of UNECE Inland Transport Committee. Contracting Party to 9 UN Road Safety Conventions.

Road and rail traffic 2014

| | |
|--|---------------------|
| Number of passenger cars (thousand) | 2,555.0 |
| Motorization rate (No. of passenger cars per thousand inhabitants) | 495 |
| Passenger-km by road (million) | 67,273 ¹ |
| Tonne-km by road (million) | 23,136 |
| Passenger-km by rail (million) | 3,440 |
| Tonne-km by rail (million) | 3,539 |
| Tonne-km by Inland Waterways (million) | - |

Road casualty statistics 2014

| | |
|------------------|-------|
| Fatalities | 147 |
| Injured | 6,291 |
| Injury accidents | 4,972 |

Road deaths per

| | |
|------------------------|----|
| Million inhabitants | 29 |
| 100,000 passenger cars | 6 |

Severity of road traffic accidents

| | |
|---------------------------------------|----|
| Fatalities per 1,000 injury accidents | 30 |
|---------------------------------------|----|

Figure 1: Passenger-km by road and by rail (million)

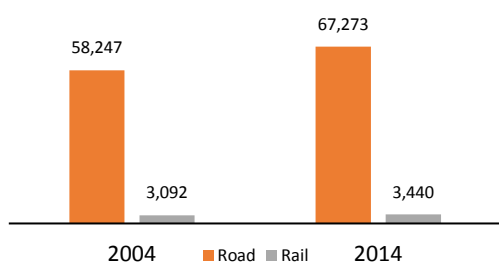


Figure 2: Casualties (fatalities and injuries, per million inhabitants) $\text{☹} = 1,000$

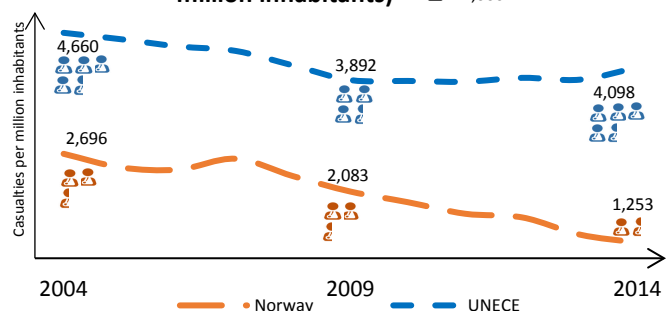


Figure 3: Inland transport modal split - Freight (Tonne-km)

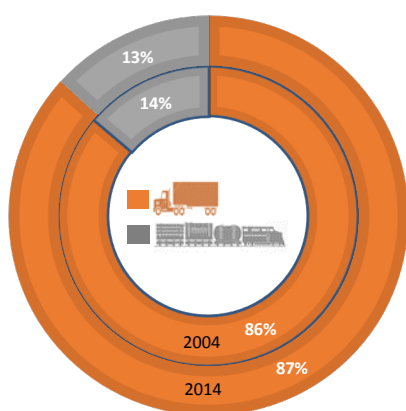
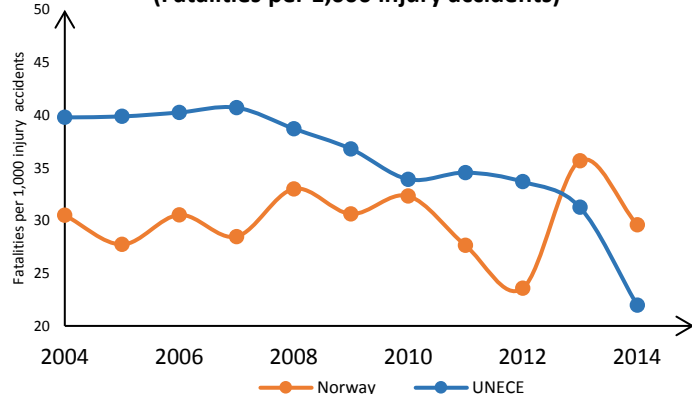


Figure 4: Evolution of the severity of road traffic accidents (Fatalities per 1,000 injury accidents)



Source: UNECE Transport Statistics Database.

Note: UNECE in figures 2 and 4 refers to the average value of UNECE member States providing data.

- Not applicable / ¹ Mopeds and motorcycles are excluded.