

# Transport Statistics Infocard

## Montenegro



Area: 13,812 km<sup>2</sup> • Inhabitants: 621,810 (2014)

Contracting Party to 37 UN Transport Conventions under the purview of UNECE Inland Transport Committee. Contracting Party to 15 UN Road Safety Conventions.

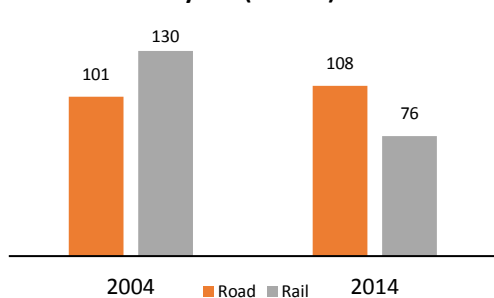
Road and rail traffic	2014
Number of passenger cars (thousand)	174.0
Motorization rate (No. of passenger cars per thousand inhabitants)	280
Passenger-km by road (million)	108
Tonne-km by road (million)	122
Passenger-km by rail (million)	76
Tonne-km by rail (million)	94
Tonne-km by Inland Waterways (million)	-

Road casualty statistics	2014
Fatalities	65
Injured	1,835
Injury accidents	1,900

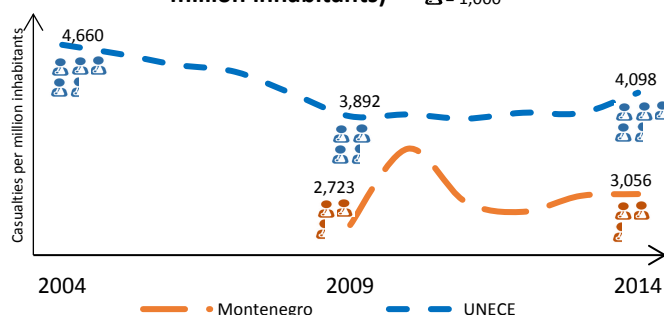
Road deaths per	
Million inhabitants	105
100,000 passenger cars	37

Severity of road traffic accidents	
Fatalities per 1,000 injury accidents	34

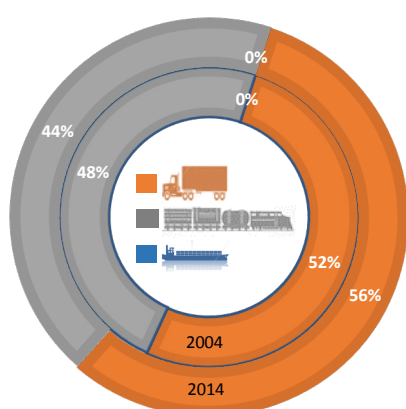
**Figure 1: Passenger-km by road and by rail (million)**



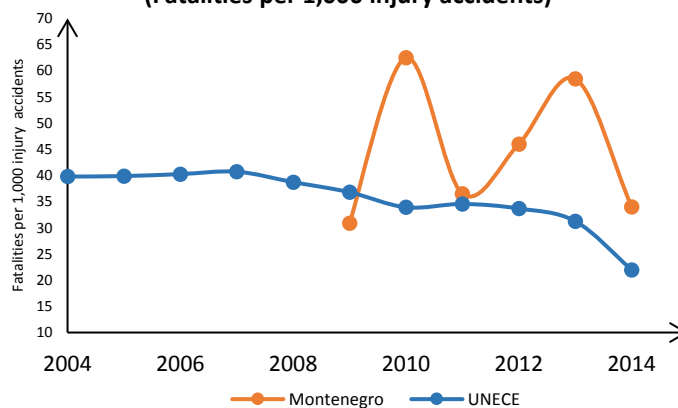
**Figure 2: Casualties (fatalities and injuries, per million inhabitants)<sup>1</sup>** (1 icon = 1,000)



**Figure 3: Inland transport modal split - Freight (Tonne-km)**



**Figure 4: Evolution of the severity of road traffic accidents (Fatalities per 1,000 injury accidents)<sup>1</sup>**



Source: UNECE Transport Statistics Database.

Note: UNECE in figures 2 and 4 refers to the average value of UNECE member States providing data.

- Not applicable / <sup>1</sup> no data before 2009.