

# Transport Statistics Infocard

## Malta



Area: 316 km<sup>2</sup> • Inhabitants: 429,344 (2014)

Contracting Party to 14 UN Transport Conventions under the purview of UNECE Inland Transport Committee. Contracting Party to 4 UN Road Safety Conventions.

Road and rail traffic	2014
Number of passenger cars (thousand)	267.0
Motorization rate (No. of passenger cars per thousand inhabitants)	622
Passenger-km by road (million)	..
Tonne-km by road (million)	300
Passenger-km by rail (million)	-
Tonne-km by rail (million)	-
Tonne-km by Inland Waterways (million)	-

Road casualty statistics	2014
Fatalities	10
Injured	1,796
Injury accidents	1,445

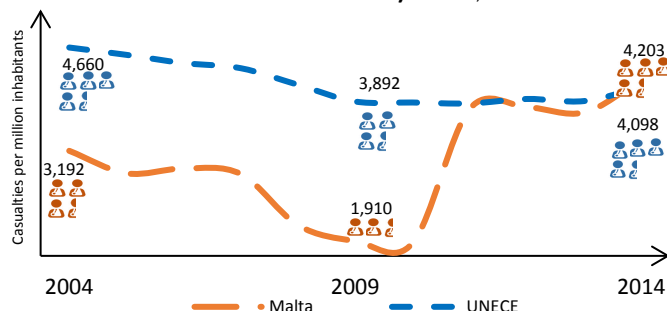
Road deaths per	
Million inhabitants	23
100,000 passenger cars	4

Severity of road traffic accidents	
Fatalities per 1,000 injury accidents	7

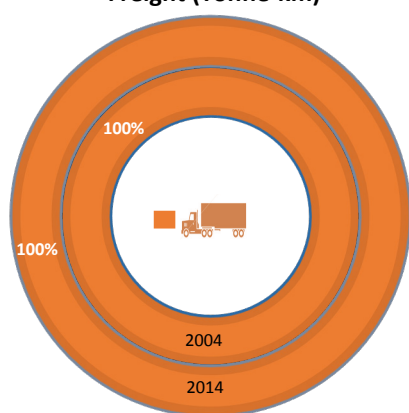
**Figure 1: Passenger-km by road and by rail (million)**



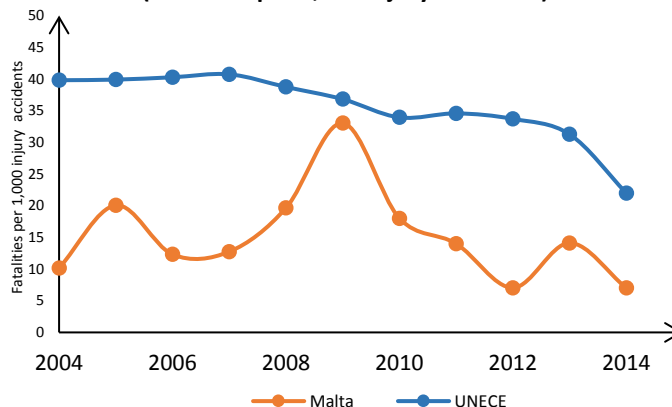
**Figure 2: Casualties (fatalities and injuries, per million inhabitants)**  $\Delta = 1,000$



**Figure 3: Inland transport modal split - Freight (Tonne-km)**



**Figure 4: Evolution of the severity of road traffic accidents (Fatalities per 1,000 injury accidents)**



Source: UNECE Transport Statistics Database.

Note: UNECE in figures 2 and 4 refers to the average value of UNECE member States providing data.

- Not applicable / .. Not available.