

Transport Statistics Infocard

Latvia



Area: 64,589 km² • Inhabitants: 1,993,782 (2014)

Contracting Party to 20 UN Transport Conventions under the purview of UNECE Inland Transport Committee. Contracting Party to 9 UN Road Safety Conventions.

Road and rail traffic	2014
Number of passenger cars (thousand)	658.0
Motorization rate (No. of passenger cars per Inhabitant)	330
Passenger-km by road (million)	14,825
Tonne-km by road (million)	13,670
Passenger-km by rail (million)	644
Tonne-km by rail (million)	19,441
Tonne-km by Inland Waterways (million)	-

Road casualty statistics	2014
Fatalities	212
Injured	4,603
Injury accidents	3,728

Road deaths per	
Million inhabitants	106
100,000 passenger cars	32

Severity of road traffic accidents	
Fatalities per 1,000 injury accidents	57

Figure 1: Passenger-km by road and by rail (million)

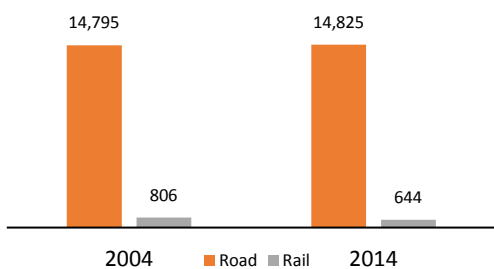


Figure 2: Casualties (fatalities and injuries, per million inhabitants) ☹ = 1,000

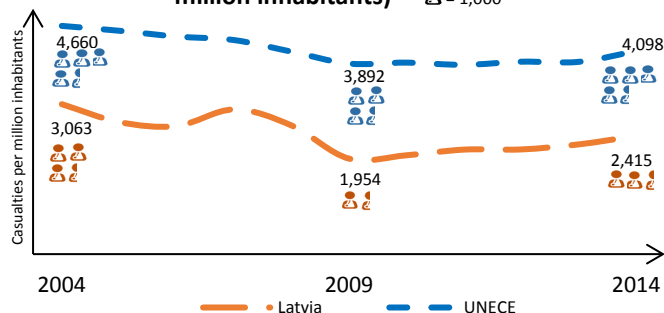


Figure 3: Inland transport modal split - Freight (Tonne-km)

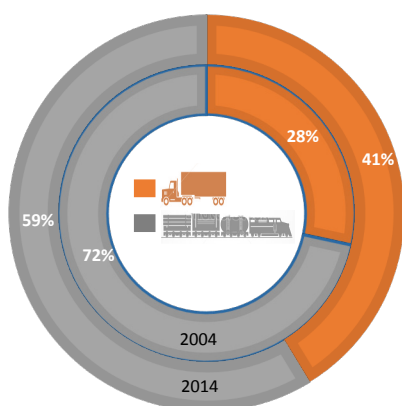
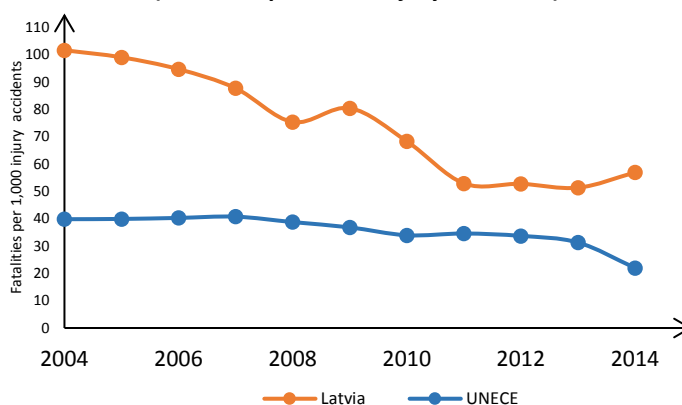


Figure 4: Evolution of the severity of road traffic accidents (Fatalities per 1,000 injury accidents)



Source: UNECE Transport Statistics Database.

Note: UNECE in figures 2 and 4 refers to the average value of UNECE member States providing data.

- Not applicable.