

Transport Statistics Infocard

Kazakhstan



Area: 2,724,900 km² • Inhabitants: 16,791,425 (2012)

Contracting Party to 18 UN Transport Conventions under the purview of UNECE Inland Transport Committee. Contracting Party to 11 UN Road Safety Conventions.

Road and rail traffic 2012

Number of passenger cars (thousand)	3,643.0
Motorization rate (No. of passenger cars per thousand inhabitants)	217
Passenger-km by road (million)	184,825
Tonne-km by road (million)	132,297
Passenger-km by rail (million)	19,256
Tonne-km by rail (million)	235,893
Tonne-km by Inland Waterways (million)	62

Road casualty statistics 2012

Fatalities	3,022
Injured	17,488
Injury accidents	14,168

Road deaths per

Million inhabitants	180
100,000 passenger cars	83

Severity of road traffic accidents

Fatalities per 1,000 injury accidents	213
---------------------------------------	-----

Figure 1: Passenger-km by road and by rail (million)¹

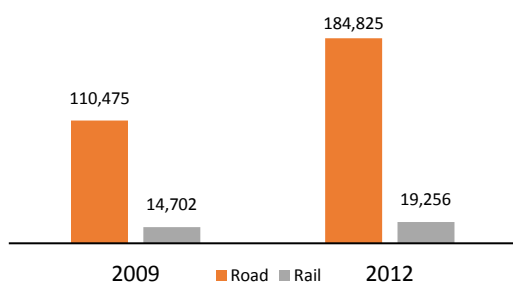


Figure 2: Casualties (fatalities and injuries, per million inhabitants)

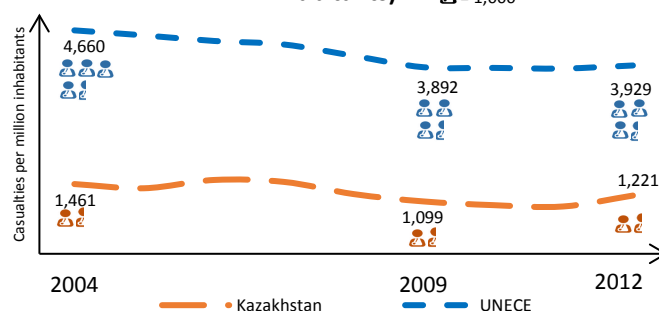


Figure 3: Inland transport modal split - Freight (Tonne-km)¹

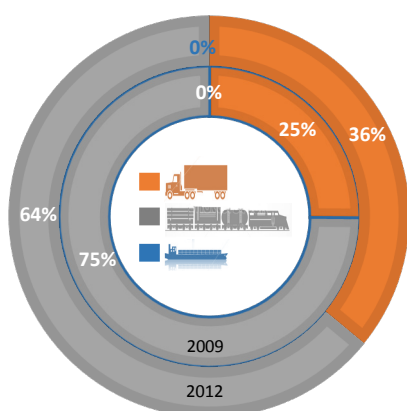
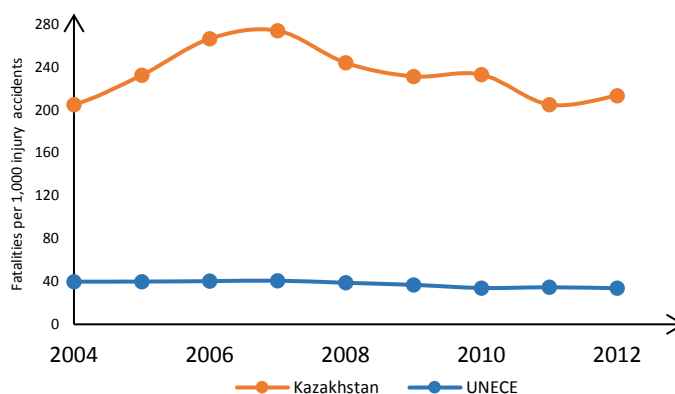


Figure 4: Evolution of the severity of road traffic accidents (Fatalities per 1,000 injury accidents)



Source: UNECE Transport Statistics Database.

Note: UNECE in figures 2 and 4 refers to the average value of UNECE member States providing data.

¹ No data before 2009.